



根据教育部最新考试大纲编写

全国英语等级考试 口试模拟考场

第三级

主编 北京外国语大学 李亚乔



天津大学出版社
TIANJIN UNIVERSITY PRESS

全国英语等级考试

口试模拟考场

第三级

主编 北京外国语大学 李亚乔

天津大学出版社

图书在版编目(CIP)数据

全国英语等级考试口试模拟考场. 第3级 / 李亚乔主编. —天津: 天津大学出版社, 2004. 1

ISBN 7-5618-1879-3

I. 全... II. 李... III. 英语—口语—水平考试—习题 IV. H319.9-44

中国版本图书馆 CIP 数据核字 (2003) 第 116697 号

出版发行 天津大学出版社
出 版 人 杨风和
地 址 天津市卫津路 92 号天津大学内(邮编: 300072)
电 话 发行部: 022-27403647 邮购部: 022-27402742
印 刷 北京朝阳印刷厂有限责任公司
经 销 全国各地新华书店
开 本 185mm × 260mm
印 张 6.25
字 数 157 千
版 次 2004 年 1 月第 1 版
印 次 2004 年 1 月第 1 次
印 数 1-5000
定 价 24.00 元(共三册)

“北大阳光”全国英语等级考试系列用书

编 委 会

主编	北京外国语大学	李亚乔
----	---------	-----

编委	北京大学	文梁娟
----	------	-----

	北京大学	郑康华
--	------	-----

	北京大学	马 玲
--	------	-----

	北京大学	王 萍
--	------	-----

	北京外国语大学	Matt
--	---------	------

	北京外国语大学	Emily
--	---------	-------

前 言

由教育部考试中心推出的全国英语等级考试(PETS)分为笔试和口试两部分内容。口试与笔试处于同等重要的地位。随着国家改革开放的逐步深入及经济全球化的脚步越来越快,对外交流成为各行各业继续向前发展的关键。因此,口语的重要性越发明显。

为了帮助 PETS 考生全面提高英语口语表达能力和交流能力以及应试能力,本书完全按照教育部考试中心最新出版的考试大纲及口试样卷进行编写。内容新颖、文笔流畅、针对性强,通过模拟考场逼真再现口试现场,让考生在横向联系、纵向贯通地掌握全部知识要点的同时,了解口试的过程和形式,消除因对口试过程陌生而产生的恐惧感,从而自信、游刃有余地通过口语考试。

需要说明的是:试题中我们所提供的情景设定、问答用句,都不是惟一的。考试中提问和回答的方式因人而异,情景的变化更加难以预测,因此,读者在使用本书时还需灵活机动,切不可生搬硬套。

本书指导性强,知识面广,是考生学习、复习及考前准备的良师益友。在本书编写过程中,一直得到高校有关 PETS 口试教师的指导,对此我们深表谢意。

由于时间仓促,书中的缺点、错误或不妥之处,敬请读者及专家批评指正。

编者

2004 年 1 月

目 录

新大纲口试标准样卷	共 7 页
口试模拟考场(一)	共 5 页
口试模拟考场(二)	共 7 页
口试模拟考场(三)	共 5 页
口试模拟考场(四)	共 7 页
口试模拟考场(五)	共 5 页
口试模拟考场(六)	共 7 页
口试模拟考场(七)	共 5 页
口试模拟考场(八)	共 7 页
口试模拟考场(九)	共 5 页
口试模拟考场(十)	共 7 页
参考答案	共 23 页

新大纲口试标准样卷

1. Materials for Interlocutor

Part 1 (3 minutes)

Task: Identifying oneself; identifying things/people; passing on information.

Interlocutor:

Good morning (afternoon). My name is... and this is my colleague... He/She is just going to be listening to us.

And your names are... and...?

Give me your mark sheets please.

Thank you.

(Hand over the mark sheets to the assessor.)

First of all we'd like to know something about you, Candidate A, so I'm going to ask you some questions.

Hometown

Either: (for candidates from other provinces)

- Where did you live before you came here?
- How long have you lived here?
- How do you like it? Why?
- Do you think you will live here forever? Why?

Or: (for candidates taking the examination locally)

- Do you live near here? Whereabouts?
- What do you think are the good points about living there?
- How do you usually go to work/school? Why?

Thank you. Now, we'd like to know something about you, Candidate B, so I'm going to ask you some questions.

Family

- Could you tell us something about your family?
- What does your family usually do for the weekend?
- Do you enjoy it? Why?
- What do you think about living together with parents/by yourself?

Thank you.

Part 2 (3 minutes)

Interlocutor :

Now, I'd like you to talk about something for about 3 minutes. I'm just going to listen.

I'd like you to imagine that you are going out for an evening's entertainment.

(Place picture sheet (including pictures of four kinds of performances: 1. pop music concert, 2. Peking Opera, 3. ballet dancing, 4. a pianist playing) in front of candidates.)



I'd like you to talk to each other about the sort of entertainment you like best. It is not necessary to agree with each other. You have only about 3 minutes for this, so don't worry if I stop you and please speak clearly so that we can hear you. All right?

Candidates: (Approximately 3 minutes.)

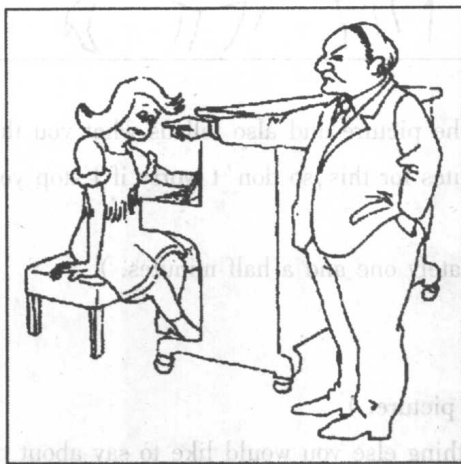
Interlocutor : Thank you. (Retrieve the picture sheet.)

Part 3 (4 minutes)

Interlocutor:

Now, I'd like each of you to talk on your own for about one and a half minutes. I'm going to give each of you a different picture and I'd like you to talk about it. Candidate A, here is your picture: a little girl unwillingly playing the piano; her father standing in front of her with a long face. Please let Candidate B have a look at it.

(Hand over the picture to Candidate A.)



Candidate B, I'll give you your picture in a minute.

Candidate A, I'd like you to describe the picture and tell us what you think about it. Remember you have only about one and a half minutes for this, so don't worry if I interrupt you, all right?

Candidate A: (Approximately one and a half minutes.)

Interlocutor:

Thank you. (Retrieve the picture.)


Candidate B, is there anything else you would like to say about the picture?

Candidate B: (Approximately 30 seconds.)

Interlocutor:

Candidate B, here is your card: many girls fascinated by a pop star. Please let Candidate A have a look at it.

(Hand over the picture to Candidate B.)



I'd like you to describe the picture and also tell us what you think of it. Remember you have only about one and a half minutes for this, so don't worry if I stop you, OK?

Candidate B: (Approximately one and a half minutes.)

Interlocutor:

Thank you. (Retrieve the picture.)

Candidate A, is there anything else you would like to say about the picture?

Candidate A: (Approximately 30 seconds.)

Interlocutor: Thank you.


(That is the end of the test.)

(*Materials Used Only for 3-Candidate Format*)

Interlocutor:

Candidate C, here is your card; a woman teacher teaching Math. Please let Candidate A have a look at it.

(Hand over the picture to Candidate C.)



Nowadays, most of the secondary school teachers are women. Please describe the picture and tell us what you think about it. Remember you have only about one and a half minutes for this, so don't worry if I stop you. OK?

Candidate C: (Approximately one and a half minutes.)

Interlocutor:

Thank you. (Retrieve the picture.)

Candidate A, is there anything else you would like to say about the picture?

Candidate A: (Approximately 30 seconds.)

Interlocutor: Thank you.

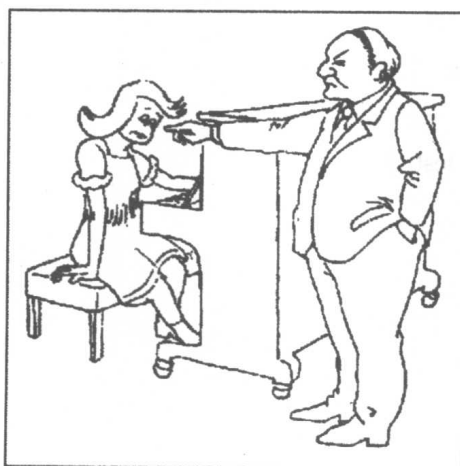
(That is the end of the test.)

2. Materials for Candidates

Part 2 for Candidates A and B




Part 3 for Candidate A



Part 3 for Candidate B



Part 3 for Candidate C



口试模拟考场(一)

1. Materials for Interlocutor

Part 1 (3 minutes)

Task: Identifying oneself; identifying things/people; passing on information.

Interlocutor:

Good morning (afternoon). My name is... and this is my colleague... He/She is just going to be listening to us.

And your names are... and...?

Give me your mark sheets please.

Thank you.

(Hand over the mark sheets to the assessor.)

First of all we'd like to know something about you, Candidate A, so I'm going to ask you some questions.

Shopping

- Do you like shopping?
- Who does most of the shopping in your family?
- What kind of store do you usually go for shopping?
- How do you like shopping in the supermarket?

Thank you. Now, we'd like to know something about you, Candidate B, so I'm going to ask you some questions.

Food and Drink

- Where do you usually have your meals?
- What do you often eat as main food?
- What is your favorite drink in summer?
- Do you often eat out? Why or why not?

Thank you.

Part 2 (3 minutes)

Interlocutor :

Now, I'd like you to talk about something for about 3 minutes. I'm just going to listen. Look at the picture below and discuss what you would do if you met such a thing.

(Place picture sheet in front of candidates.)



I'd like you to talk to each other about it. It is not necessary to agree with each other. You have only about 3 minutes for this, so don't worry if I stop you and please speak clearly so that we can hear you. All right?

Candidates: (Approximately 3 minutes.)


Interlocutor: Thank you. (Retrieve the picture sheet.)

Part 3 (4 minutes)

Interlocutor :

Now, I'd like each of you to talk on your own for about one and a half minutes. I'm going to give each of you a different picture and I'd like you to talk about it. Candidate A, here is your picture: a woman presiding over a meeting; some people listening to her; some people whispering. Please let candidate B have a look at it.

(Hand over the picture to candidate A)



Candidate B, I'll give you your picture in a minute.

Candidate A, I'd like you to describe the picture and tell us what you think about it. Remember you have about one and a half minutes for this, so don't worry if I interrupt you, all right?

Candidate A: (Approximately one and a half minutes.)

Interlocutor:

Thank you. (Retrieve the picture.)

Candidate B, is there anything else you would like to say about the picture?

Candidate B: (Approximately 30 seconds.)

Interlocutor:

Candidate B, here is your card; many students playing on the playground. Please let candidate A have a look at it.

(Hand over the picture to Candidate B.)



I'd like you to describe the picture and also tell us what you usually do in your spare time. Remember you have only about one and a half minutes for this, so don't worry if I stop you, OK?

Candidate B: (Approximately one and a half minutes.)

Interlocutor:

Thank you. (Retrieve the picture.)

Candidate A, is there anything else you would like to say about the picture?

Candidate A: (Approximately 30 seconds.)

Interlocutor: Thank you.

(That is the end of the test.)