

NEW

新英语 提高班

4 小学
年级

XIN YINGYU TIGAOBAN

浙江少年儿童出版社

新课标
新概念
新方法

作者绝对权威
题型绝对新颖
做题绝对快乐
能力绝对提高





编者的话

《新英语提高班》是一套崭新的课外助学读物,处处体现一个“新”字:以新课程改革理念为指导,以最新的教材为依据,提供最新的训练形式,体现最新的教学成果。

新课标倡导“自主、合作、探究的学习方式”,注重学生的自得与自悟。我们在编写这套丛书的过程中,极为注重学生的“主动学”和“在游戏中学”,引导学生主动参与、探究发现。

本丛书小学部分每年级一册,以义务教育课程标准实验教科书为依据,根据教材中的各个训练点,递进式地为学生提供学习与训练材料,既能巩固加强课堂知识,又能延伸扩展一些与之相关的课外知识,集巩固、提高、发展为一体。

根据教学进度,每本练习册分上、下两学期,每学期又分若干个单元。每个单元由“学习目标”、“难点点拨”、“巩固题”、“提高题”、“活用题”五个板块组成。前两个部分针对本单元的学习重点和难点,联系学生的学习实际进行适当的指导,告诉学生一些知识的内在规律,便于学生运用规律解答问题。“巩固题”、“提高题”、“活用题”是本单元由易到难的递进式测试卷,为学生精心设计了一定数量的习题,熔科学性、知识性、趣味性于一炉。每册中另有期末综合测试卷四套,并在书末附有部分参考答案。相信同学们在认真做完这些习题之后,学习成绩和智慧技能都能得到提高。

本册适合小学四年级学生使用,由张健主编,李树、凌应强编写,章磊、凌应强、沈伟芬插图。

2003年9月

目 录

BOOK THREE

Unit 1	My Classroom	1
Unit 2	My Schoolbag	5
Unit 3	My Friends	9
Recycle 1		13
Unit 4	My Home	17
Unit 5	What Would You Like?	21
Unit 6	Meet My Family!	25
Recycle 2		29
Test 1		33
Test 2		39

BOOK FOUR

Unit 1	Our School	47
Unit 2	What Time Is It?	51
Unit 3	Is This Your Skirt?	55
Recycle 1		59
Unit 4	It's Warm Today	63
Unit 5	How Much Is It?	67
Unit 6	At a Farm	71
Recycle 2		75
Test 1		79
Test 2		85
Keys		91

学习目标



1. 听说能力目标:

(1) 掌握字母 A 至 I 的读音, 熟悉其中例词的读音。

(2) 能够简单描述自己的教室。如: This is my classroom. It's big and clean.

(3) 能够说出教室中设施的颜色。如: The door is green. The windows are yellow.

(4) 能够听懂并发出打扫教室的一些指令。如: Clean the door/classroom.

(5) 会唱歌曲 "In the Classroom"。

2. 读写能力目标:

(1) 掌握字母 A 至 I 的大小写。

(2) 认读 A、B 部分 Let's learn, Let's talk 中的单词和句子。

(3) 阅读理解 Let's do, Story time, Good to know 等部分的内容。

3. 情感态度及文化目标:

在学习时发扬合作精神, 了解西方国家相互尊重、体谅对方等文明礼仪。

难点点拨



1. 在新学期里, 我们有了新教室(new classroom)。在教室里能做的事情很多, 你能跟 "Let's do" 一起边做边说吗? 另外, 能用英语介绍你的新教室也是一件很值得自豪的事情。

2. 在本册书里, 我们不光要完全掌握字母的听说读写, 还要记住每个字母的例词的读音和意义。这样, 对以后的学习会很有帮助。



巩固题

成绩



1. Read and choose. 读句子, 选择答句。

Zhang Peng: Where's my seat?

Mike: _____

A. It's near the door.

B. This is our English teacher.

①

Tom: Look at my new picture!

Amy: _____

A. Oh, it's so nice.

B. Do you know?

②

Sarah: Amy, we have a new classroom.

Amy: _____

A. Good idea.

B. Really?

③

Miss White: Good job! Boys and girls!
Boys and girls: _____

A. All right!

B. Thank you.

④

2. Listen and count. How many times? 听短文,看看下列单词在短文中一共出现了几次,每听到一次就在方格中画一个“√”。

WE

--	--	--

GOOD

--	--	--

CLASSROOM

--	--	--

YELLOW

--	--	--

NEW

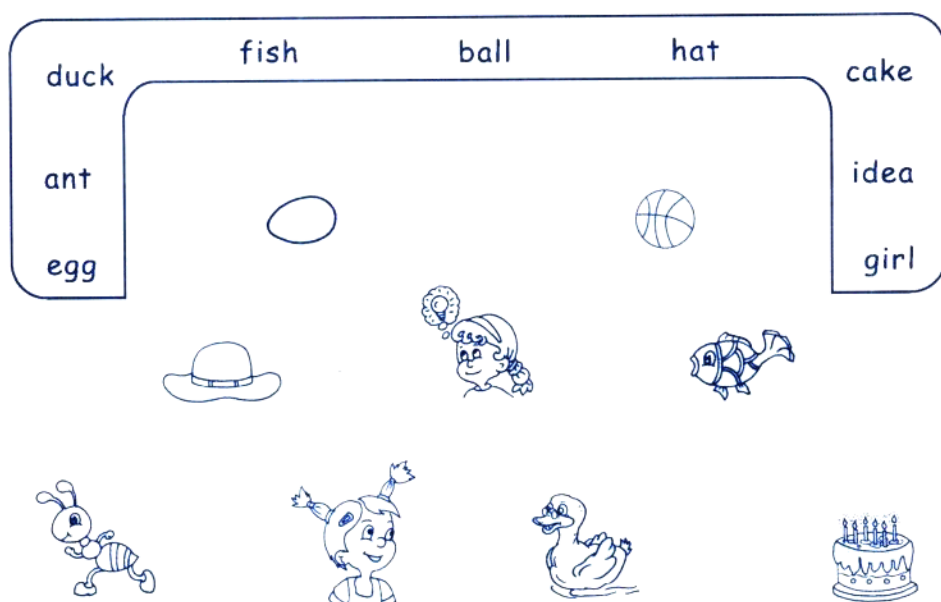
--	--	--

CLEAN

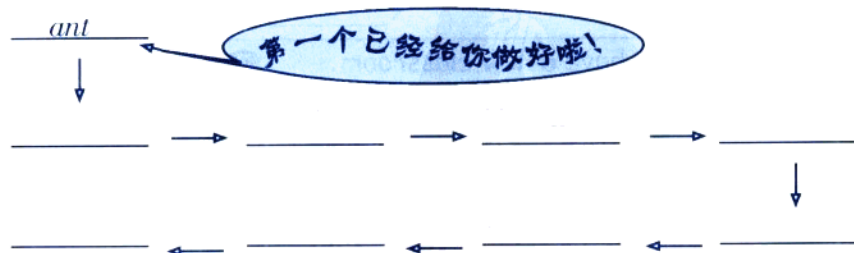
--	--	--

3. Match and write. 连线,书写。

(1) Read and link. 读单词,连图画。



(2) Write in ABC Order. 按照字母表顺序抄写上面的九个单词。





提高题

成绩



1. Read and colour. 读句子, 填颜色。

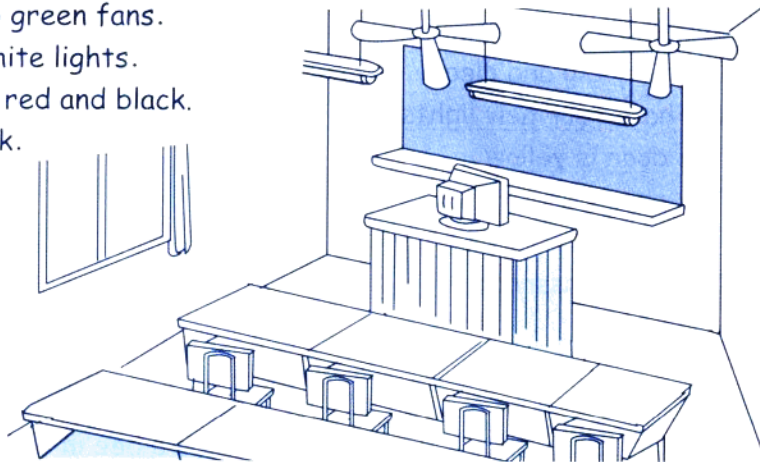
(1) We have a new blue computer.

(2) There are two green fans.

(3) Look at the white lights.

(4) The window is red and black.

(5) The wall is pink.



2. Look, read and tick. 读句子, 看图片, 判断选择。

() A. Open the door.

() B. Close the door.

() C. Open the book.



(1)

(2)



() A. Clean the chair.

() B. Clean the desk.

() C. Clean the board.

() A. Put up the picture.

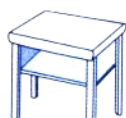
() B. Sweep the floor.

() C. Turn on the light.



(3)

3. Look and write. 看图片, 写出对应单词首字母的大小写。





1. Draw and talk about it! 画出你自己的教室,并用下列句子来描述,可以用你喜欢的词来替换有下画线的单词。

This is my classroom.

It's very big and clean.

We have four new lights.

The door is yellow.

The chairs are brown.

...

I like my classroom
very much.

2. Story time.

故事大挑战。

读一读课本第

12 页上的小

故事,合上书,

再判断对错。

() (1) There is a bee in the classroom.

() (2) First(首先), the bee is on the fan.

() (3) In the end(最后), it is on the blackboard.

() (4) The little rabbit is a teacher.

() (5) It's a funny story.

3. Word Chain. 请圈出单词链中你认识的单词。字母可重复圈。

class e a t picture t e a c h e r n e a r n e w m e s e e

Tom and Jerry 小朋友们肯定很喜欢一部动画片——《猫和老鼠》。它的英语原名是 *Tom and Jerry* (《汤姆和杰瑞》) 现在,让我们一起来认识一下这部闻名遐迩的动画片中的几个人物。

Thomas Cat(汤姆):

经常欺负小老鼠杰瑞,但每次都是以失败告终。

Jerry Mouse(杰瑞):

经常被汤姆追得到处乱跑,但最后总能转危为安。

Butch(本迟):

一只黑猫,和汤姆、杰瑞有时候是朋友,有时候又是敌人。

Spike(斯派特):

一只外貌很凶的大狗,是杰瑞的朋友,最讨厌猫了。



学习目标



1. 听说能力目标:

(1) 掌握字母 J 至 R 的读音,熟悉其中例词的读音。

(2) 能够简单描述自己的书包。如: I have a new schoolbag. It's black and white. It's very heavy.

(3) 能够说出书本及文具用品的名称。如: 10 crayons, 30 picture-books.

(4) 能够听懂一些指令,然后把物品放到相应位置上。如: Put your pencil in the desk. Put your book on the desk. Put your pen under the chair.

(5) 会唱歌曲“Books and Pencils”。

2. 读写能力目标:

(1) 掌握字母 J 至 R 的大小写和单词 pen, pencil, bag, book, pencil-case, ruler 的拼写。

(2) 认读 A、B 部分 Let's learn, Let's talk 中的单词和句子。

(3) 阅读理解 Let's do, Story time, Good to know 等部分的内容。

(4) 认读数词 21 至 50。

3. 情感态度及文化目标:

(1) 在学习文具用品时要了解它们的重要性,注意爱护它们。

(2) 了解我国著名的四大发明,感受对祖国的热爱和民族自豪感。

难点点拨



1. 我们已经学会了从 0 到 20 的英语数词,这个单元我们要掌握 21 至 50 的数词。对于同学们来讲,数数这些数字一定不难,和中文的数法一样,但最重要的是要认读出来。现在我们来对比一下 two 和 twenty, three 和 thirty, four 和 forty, five 和 fifty。你看,个位数词和十位数词的前两个字母都是相同的,所以,我们可以根据个位数词来记忆十位数词。

2. 从第二单元开始,我们要学写英语单词了。同学们一定要仔细看,认真描。书写单词时要注意不要写得太挤,每两个字母之间要留一点空隙,这样写出来的单词才会好看。在书写 pencil-case 时要注意中间有一个连字符号,应写在四线格的第二格中间。



巩固题

成绩



1. Read and write. 请按数字从大到小的顺序抄写单词,抄写两遍。

eleven

fifty-two

twenty-nine

thirty

forty-five

thirty-one

2. Read and number. 请选择句子填入空格, 补全对话。

Chen Jie: Hi, Amy! I have a new schoolbag.

Amy: _____

Chen Jie: It's red and yellow. Look!

Amy: Wow! It's a mouse. _____

Chen Jie: Thank you.

Amy: _____ What's in it?

Chen Jie: I have many books in it.

Amy: _____

Chen Jie: Sure, here you are.

A. Really? What colour is it?

B. May I have a look?

C. How nice! I like it.

D. Oh, your bag is heavy.

3. Listen and write. 听单词, 写出单词首字母的大小写。

(1) _____ (2) _____ (3) _____

(4) _____ (5) _____ (6) _____

(7) _____ (8) _____ (9) _____

4. Scrambled letters. 用所给字母组成单词, 写出小写形式。




NPE



GAB



PCIELN



URREL



KOBO



提高题

成绩




1. Read, look and write. 看图,读句子,选方位词,填写所缺的单词。

(1) Put your _____ (on / in / near / under) the head.

(2) Put your notebook (on / in / near / under) the _____.

(3) Put your _____ (on / in / near / under) the chair.

(4) Put your _____ (on / in / near / under) the math book.



2. About yourself! 请回答关于你自己的问题。

(1) What colour is your schoolbag? It is _____.

(2) How many pencils do you have? I have _____.

(3) Who is your Chinese teacher? Miss / Mr. _____.

(4) What's in your pencil-case? A ruler, _____.

(5) What's in your classroom? A blackboard, _____.

3. Join and make new words. 仿照提示,写出新单词。

A. Chinese
B. case
C. bag
D. thirty
E. picture
F. room

1. pencil
2. class
3. book
4. eight
5. book
6. school

(A) + (3) = Chinese book

(6) + (C) = _____

() + () = _____

() + () = _____

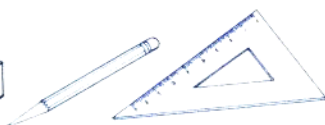
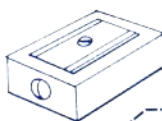
() + () = _____

() + () = _____



1. A little riddle. 一则小谜语。

I am your good friend.
I live in the pencil-case.
Give me a sheet.
I can write down your name.
What am I?
Oh, I am a _____.



2. Read and finish the table. Amy 和她的好

朋友们为希望小学的小朋友们准备了一次义卖活动。请仔细阅读, 再进行统计, 完成表格。

For Hope School ★

Amy has a bag. It is twenty-five yuan.
Mike has thirteen pens. A pen is three yuan.
John has eight storybooks. They are fifty-six yuan.
Chen Jie has forty pencils. A pencil is 0.5 yuan.
Zip has eleven math books. A math book is two yuan.
Zoom has seven notebooks. A notebook is one yuan.

小词典


price:
价格,
单价
total:
总计

Name	pencil	pen	bag	note-book	story-book	math book	Price	Total
Amy			1				25	25
Mike								
John								
Chen Jie								
Zip								
Zoom								
Total			1				—	

The Great Chinese Inventions (中国的四大发明)

Culture

作为中国人, 最为自豪的就是我们的祖先留下的四大发明。它们是中国古代文明的象征, 也是中华民族的骄傲。让我们来认识一下四大发明的英文名。

火药
Gunpowder指南针
Compass造纸术
Papermaking印刷术
Printing

Unit 3 My Friends

成绩 😊😊😊

学习目标



1. 听说能力目标:

- (1) 掌握字母 S 至 Z 的读音,熟悉其中例词的读音。
- (2) 能够提问别人的姓名如“What's his/her name?”;能够向别人简单介绍自己的朋友及其特征,如“My friend is strong. He has short hair.”;能说出自己或朋友们的爱好,如“She likes music. I like sports.”;还要能恰当运用学过的形容词和学科名词。
- (3) 能够听懂一些指令,能和伙伴一起做,如:Make friends. Do sports.
- (4) 会唱歌曲“Friends”

2. 读写能力目标:

- (1) 掌握字母 S 至 Z 的大小写和单词 teacher, student, boy, girl, friend 的拼写。
- (2) 认读 A、B 部分 Let's learn, Let's talk 中的单词和句子。
- (3) 阅读理解 Let's do, Story time, Good to know 等部分的内容。

3. 情感态度及文化目标:

在学习介绍自己和朋友时,培养与人交往的能力,明白友谊的珍贵,尊重和理解别人的个性。了解中国人和西方人在接受礼物时不同的习惯,希望你们在此时能有得体的表现。

难点点拨



1. 出于礼貌原因,我们一般不用 fat 来形容人,而是用 strong。
2. 在询问别人姓名时,可以用“What's his/her name?”,回答是“His/Her name is”。但要注意的是“his”和“her”的不同。“his”是指“他的”,而“her”是指“她的”,就如同“he”和“she”的区别一样。
3. 有一首 chant,也许对你的学习有帮助:I like, you like; We like, they like; He, she, it likes.

巩固题

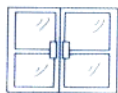
成绩



1. Look, read, write. 看图片,读单词,填入字母。



ta _ i



_ indow



_ poon



_ o-yo



_ iolin



_ mbrella



_ iger



_ oo


2. Read and judge. 判断句子是否与图片符合, 打“√”或打“×”。



(1) Do sports. ____



(2) Listen to music. ____



(3) Make friends. ____



(4) Paint. ____

3. Listen and circle the words. 听句子, 圈单词。

(1) friend friends fish

(2) his he her

(3) hand have head

(4) Who What Where

(5) picture painting photo

4. Write it! 补全单词, 完成句子。(每空填一个字母)

(1) Mom, this is our English t_____, Miss Lee.

(2) B_____s like sports, but g_____s like music.

(3) Zoom is my best f_____.

(4) Wu Yifan is Miss Lee's st_____.



提高题

成绩



1. Complete it. 选择方框中的动词填入横线, 补全句子。

likes
is
has
have

(1) Amy, I _____ a big panda friend.

(2) He _____ very thin and tall.

(3) My sister _____ a small mouth and a cute face.

(4) John _____ math and computer games.

2. Read and circle. 读句子, 圈出括号中与句子中画有横线的单词意思相反的词。

(1) My friend is thin.

He is not (strong / short).

(2) Amy has short black hair.

My grandma has short (blue / white) hair.

(3) She has big eyes and ears,

but he has (small / short) eyes and ears.

(4) John likes sports very much,

but Chen Jie (is quiet / likes math).

3. Read and number. 读句子, 给图片标号。

(1) My friend likes music.

(2) My mom likes painting.

(3) Let's play computer games.

(4) Sports! I like sports!

(5) Zhang Peng likes science.






活用题

成绩




1. Look, choose and write. 看图选择表格中的单词,组成句子。




He's ✓	thin ✓	and she has	long	curly	hair ✓
She's	strong	and he has ✓	short ✓	black ✓	

例: This is A. He's thin and he has short black hair.



He's	a cute boy	and he likes	music
She's	quiet	and she likes	math

This is B. _____



Her	name is	Ben	and he likes	painting
His		Amy	and she likes	sports

This is C. _____

2. What's the name? 读句子,猜猜他们分别是我们课本中的哪个人物。然后仿写你的 best friend.

(1) He is our new friend. He is strong and he has short black hair and big eyes. He is from China. His name is _____.

(2) She is my friend. She likes music and she is very quiet. She has big eyes and long black hair. She is from China, too. Her name is _____.

She / He is my friend, _____ . She / He is _____ .
 She / He has _____ . She / He likes _____ .
 His / Her name is _____ .

Culture

FRIENDS

无论是中国人还是外国人, Friends 总是人们生活中最重要的部分之一。我们学习了很多介绍 Friends 的英语,下面来介绍一些和 Friends 有关的单词和习语。

close friend: 密友,与 best friend 差不多。

John is my close friend and best friend.

make friends: 交朋友。Let's make friends.

a friend in need: 患难中的朋友,所以在英语中有一句很著名的话是:

A friend in need is a friend indeed. (患难之交才是真正的朋友。)



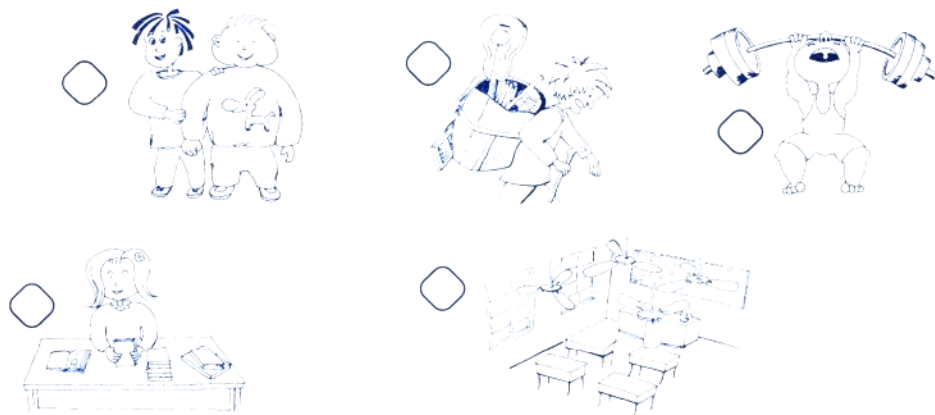
Recycle 1

成绩 😊😊😊



成绩

1. Listen and number. 听音标号。



2. Find the odd letter. 找出不同类的字母。

(1) a, h, p, j

(3) m, w, u, q

(2) d, i, e, v

(4) o, s, f, n

(5) t, v, c, y

3. Read and link. 将单词与图片连线。

wall
long hair
window
computer
picture
music



4. Read and finish. 看图,完成单词。(每空填一个字母)



5. What's in "hamburgers"? 你能用 hamburgers 中的字母组成多少个单词?



6. Look, read, tick or cross. 看图,读句子,判断图意和句意是否相符。



- ☐ A. Sarah's hair is long.
- ☐ B. This doctor has a big nose.
- ☐ C. The ball is near the boy. It's so big.
- ☐ D. You can see some pictures on the board.
- ☐ E. Amy likes computer games.