

1

Practice and Learn

9



科学知识
Science



美国小学生课堂练习册

5

Teacher Created Materials, Inc. 授权
天津科技翻译出版公司 出版



3

Compiled and Written by

编著:

J.L.Smith

Char-lee L.Hill

Sheila Greenberg

Betty Weiss

中文支持:

袁 永

杨鸿滨

杨 娜

美国小学生课堂练习册


Practice and Learn

Science

科学知识



(美国家长协会认证印鉴)



Teacher Created materials,Inc. 授权

天津科技翻译出版公司出版

图书在版编目 (CIP) 数据

美国小学生课堂练习册. 科学知识 = Practice and Learn/(美)希尔(Hill,C.L.)
等编著; 袁永, 杨鸿滨, 杨娜注. —天津: 天津科技翻译出版公司, 2004.1
ISBN 7-5433-1698-6

I. 美... II. ①史... ②袁... ③杨... ④杨... III. ①英语课-小学-习题 ②常
识课-双语教学-小学-教学参考资料 IV. G624.315

中国版本图书馆 CIP 数据核字 (2003) 第 096818 号

Copyright © 2002 by Teacher Created Materials, Inc.

All rights reserved. No part of this book may be used or reproduced in any
manner whatsoever without the written permission of the Publisher.

著作权合同登记号: 图字: 02-2003-42

授权单位: Teacher Created Materials, Inc.

出版: 天津科技翻译出版公司

地址: 天津市南开区白堤路 244 号

邮政编码: 300192

电话: (022) 24314802

传真: (022) 24310345

网址: www.tsttpc.com

印刷: 天津市蓟县宏图印务有限公司

发行: 全国新华书店

版本记录: 889×1194 1/16 6 印张 96 千字

2004 年 1 月第 1 版 2004 年 1 月第 1 次印刷

印数: 1~4000 册 定价: 8.00 元

(如发现印装问题, 可与出版社调换)

编者按语

这套丛书是根据美国教师创新教材公司出版的《Practice and Learn》(学前班及1~6年级)选编的。原版书是经美国家长协会(The National Parenting Center)认证的现行课堂练习册。这套丛书全面反映了美国小学的现行教学内容和教学要求,同时也为我们展现了美国小学生生动活泼的学习场景。我们从中不仅可以了解美国小学生每天在学些什么功课,做些什么样的作业,写些什么样的作文,开展些什么样的科技活动和文体活动,以及学生们应知应会的知识内容,而且还可以从中学习和掌握各科的英语专业术语,学会用地道的英语来表述所学过的知识,掌握日常生活、学习活动的英语表达方法。鉴于我国学生目前主要是靠课本学习英语,很少联系生活和学习实践,很少同其他学科相联系现状,我们觉得,这套书的出版必将会开阔学生的眼界,丰富学生的学习内容,提高学生学英语的兴趣,促进学生英语水平的大幅度提高。

原版书是按年级分册的,不过各册也有所侧重,现改为按学科分册编排,主要是出于对两门主要学科,即语言(英语)和数学的考虑。就英语而言,它不是我们的母语,而是外语。我国的小学生在入学前一段不具备英语的语言背景,因此对应于各年级的原版书显得太深。故在选编时删去了一些难度较大和文化背景较浓的部分。就数学而言,在四则运算方面大体与我们相同,将原书内容全部收入显得有些重复和多余,因此在选编时删去了大量的计算习题。除上述两点以外,本书原汁原味地收入了原版书的全部内容。

本书适用于我国的中小學生,尤其是双语学校的学生。对于初中生来说,虽然有些内容(特别是数学)显得浅一些,但可以充分利用本书来学习英语知识,丰富英语词汇,提高英语水平。特别是那些打算到英语国家上高中、上大学的学生,学习这套丛书能把国内的学习和国外的学习很好地衔接起来,提前了解和熟悉一下国外的学习生活,无疑是大有裨益的。

这种寓学习于娱乐中的模式正是我国教育体制中所欠缺的。我们的口号是:
“英语是玩出来的,而不是学出来的。”

美国教育大揭秘——美国学生作业全真选编

英语就得天天练——与美国孩子同步学英语

CONTENTS


目 录

1. Biology(生物学)	1
(1) Animals(动物)	4
(2) Plants(植物)	10
2. Earth Science (地球科学)	25
(1) The Earth(地球)	25
(2) Weather(天气)	32
3. Geography (地理学)	41
4. Physics (物理学)	49
(1) Gravity(重力)	49
(2) Flight(飞行)	52
(3) Motion(运动)	57
(4) Rocketry(火箭技术)	62
(5) Electricity(电学)	65
(6) Sound(声音)	66
(7) Experimentation and Observation(实验与观察)	68
5. Chemistry (化学)	72
6. Scientific Study (科学研究)	75
7. Answer Key (答案)	90

Growing Things

生命

Color all the things that will grow and change.




Your Environment

你周围的环境

All the things around you make up your environment. Some of these things are living. Some of them are not living.

In the picture below, color all the things that are living. circle all the things that are non-living. Draw yourself in the environment.

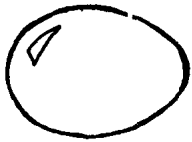


What Is Change?

什么是改变?

Are the things you see today the same as they were yesterday? a week ago? a month ago? a year ago? Nothing ever stays the same. Things change. **Change** means that things become different with time.

Draw a line to connect the things on one side to the things that they change to with time. Then color the page.



egg

butterfly


seed
sprout

bird



baby

girl



caterpillar(毛虫)

plant










Animal Babies

动物婴儿

Draw a line to match the baby animals to the adult animals. Do the baby and adult animals look similar to each other?

baby animals

adult animals

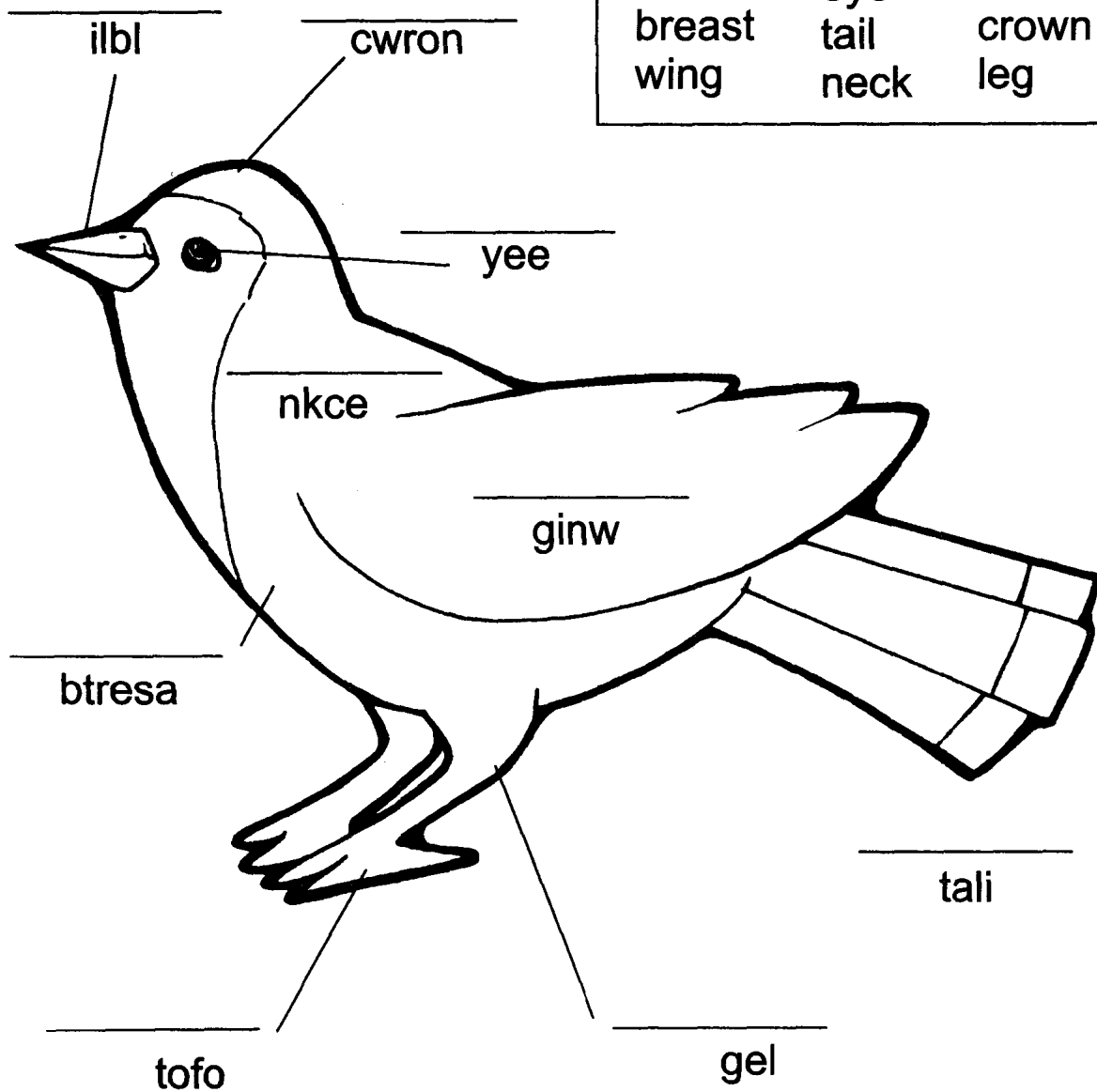


Bird Parts

鸟的身体部位

Parts of the picture below are labeled, but the letters are mixed up. Find out what the label says by using the words in the Word bank. On each line write the correct word above the scrambled one. Then color the picture.


Word Bank		
bill	eye	foot
breast	tail	crown
wing	neck	leg





Birds Aren't the Only Ones!

鸟类并非惟一的生命!

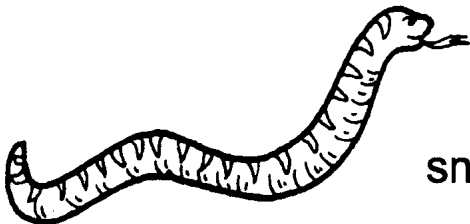

Whose eggs are these? Draw a line from the animals to their eggs.
Color the pictures.




tortoise





frog




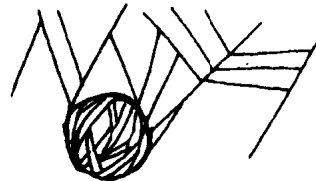
snake



spider



bird



butterfly




Name the Insects


昆虫的名字

1. Find the insects.
2. Draw a line from the name of the insect to the picture.
3. Color the picture.


moth (蛾)



bee (蜜蜂)



fly (苍蝇)



ant (蚂蚁)



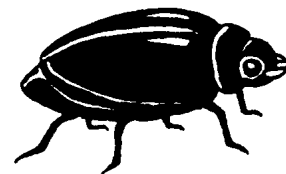
butterfly (蝴蝶)



beetle (甲虫)




ladybug (瓢虫)



Butterfly Body Parts

蝴蝶的身体部位

There are many parts to a butterfly. Trace(摹写) the words below.
Color the picture.




Some Butterfly Facts


Count and write the number.


1. A butterfly has _____ legs.
2. A butterfly has _____ body parts—the head, the thorax, and the abdomen.
3. A butterfly has _____ wings and _____ antennae.

Insect Parts



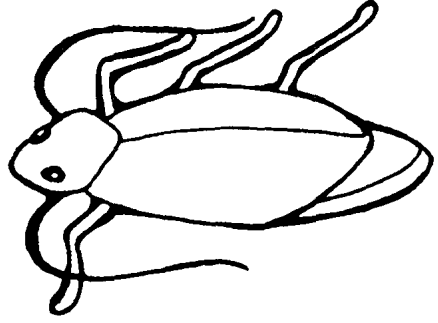

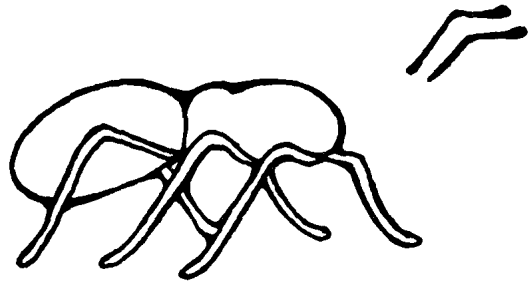

昆虫的身体部位

All insects have three body parts——head, thorax, and abdomen. 

Some insects have two feelers, or antennae, on their heads. 

All insects have six legs. 

Draw the missing parts on these insects.

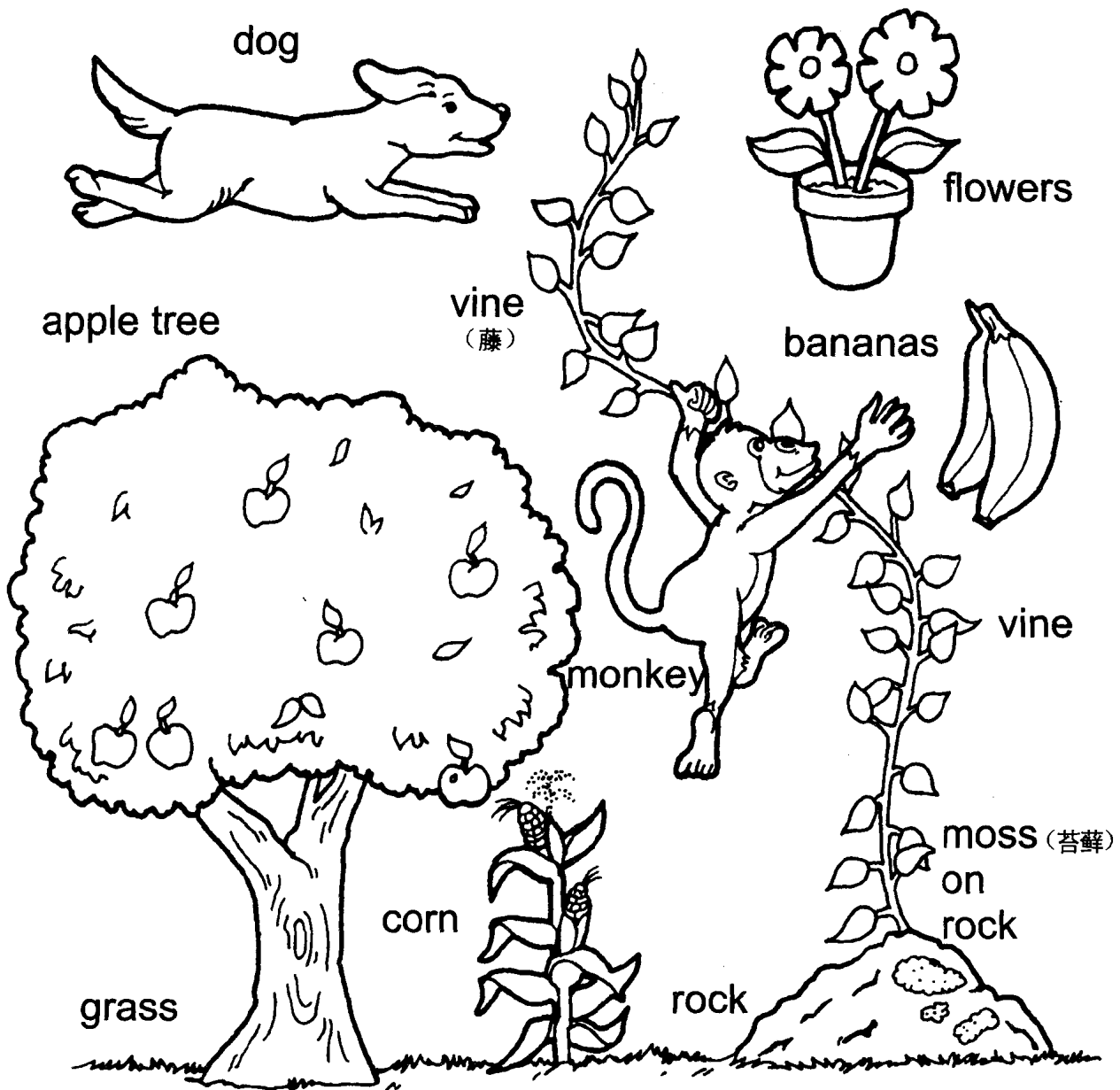


What Is a Plant?

哪个是植物?

A plant is a living thing. But, unlike an animal, a plant doesn't move around from one place to another to find food. A plant makes its own food right on the spot—right where it grows.

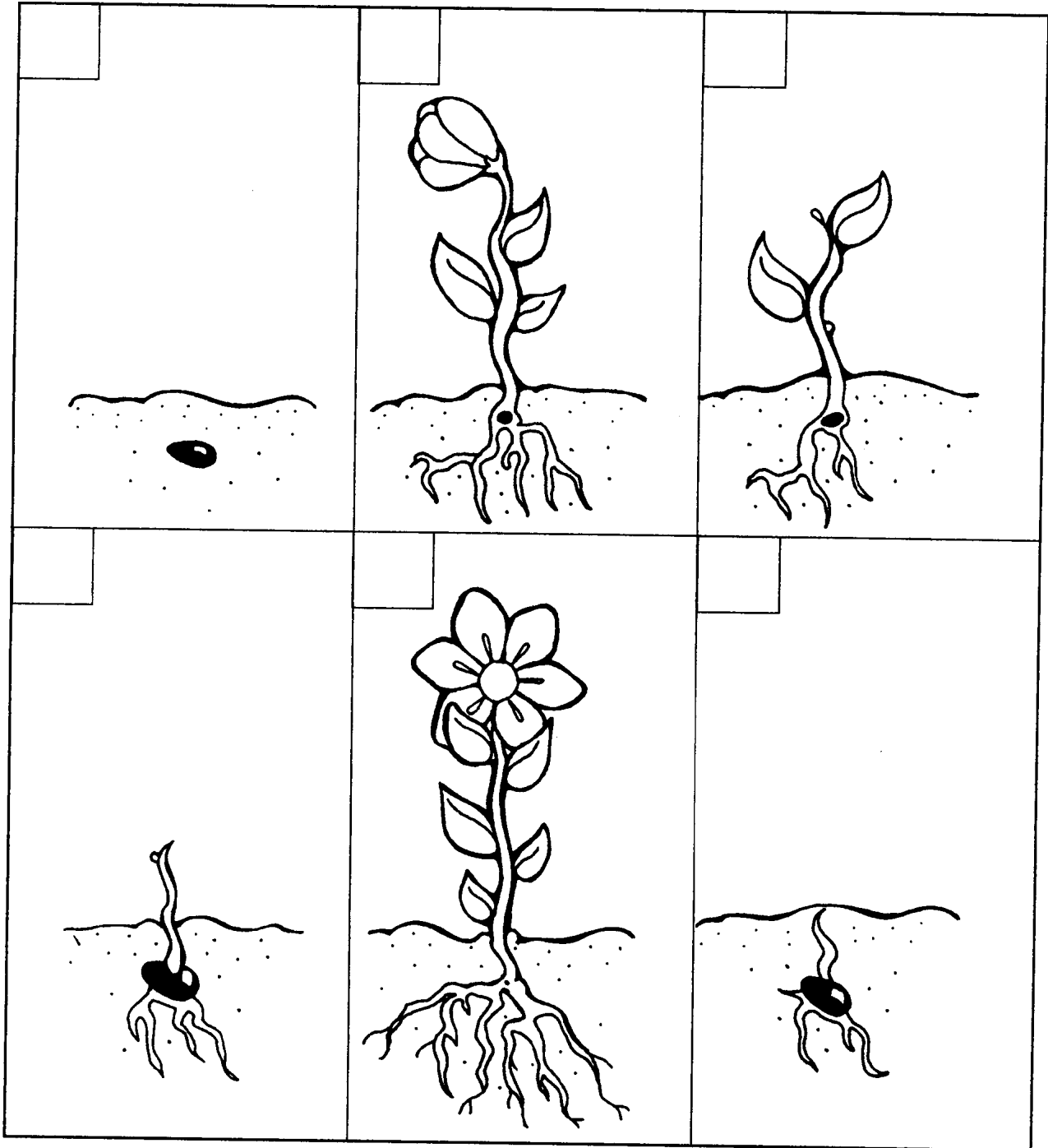
Color the plants on this page.



Life Cycle

生命周期

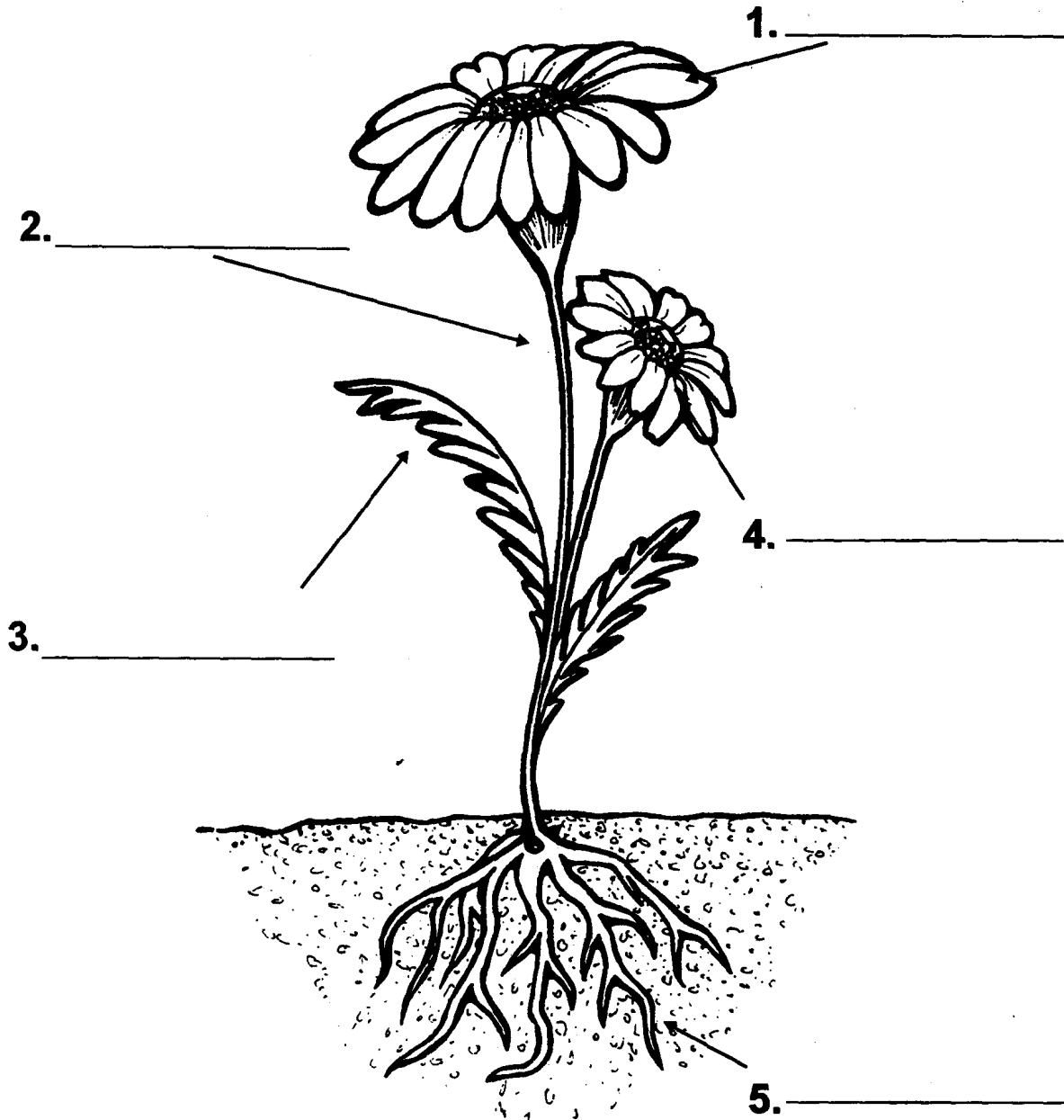
Indicate the correct order of the life cycle of a plant. Use the numbers 1–6 to show the sequence (次序).



Parts of a plant

植物的组成部分

Color the plant. Label the plant parts by writing the correct words on the lines.



Word Bank				
roots	flower	leaf	seeds	stem(茎)