

国际海事组织

A.759(18)

气胀式救生筏标志

**MARKING OF INFLATABLE LIFERAFTS**

A.760(18)

与救生设备和装置有关的符号

**SYMBOLS RELATED TO LIFE - SAVING  
APPLIANCES AND ARRANGEMENTS**

A.761(18)

气胀式救生筏检修站认可条件建议书

**RECOMMENDATION ON CONDITIONS FOR  
THE APPROVAL OF SERVICING STATIONS  
FOR INFLATABLE LIFERAFTS**

人民交通出版社

**INTERNATIONAL MARITIME ORGANIZATION**

*Resolution A. 759 (18)*

**MARKING OF INFLATABLE LIFERAFTS**

*Resolution A. 760 (18)*

**SYMBOLS RELATED TO LIFE - SAVING  
APPLIANCES AND ARRANGEMENTS**

*Resolution A. 761 (18)*

**RECOMMENDATION ON CONDITIONS FOR  
THE APPROVAL OF SERVICING STATIONS  
FOR INFLATABLE LIFERAFTS**

by

*People's Communications Publishing House*

(京)新登字 091 号

国际海事组织

A. 759(18)

气胀式救生筏标志

A. 760(18)

与救生设备和装置有关的符号

A. 761(18)

气胀式救生筏检修站认可条件建议案

(中英文合订本)

中华人民共和国船舶检验局译

人民交通出版社出版

本社发行

(100013 北京和平里东街 10 号)

江苏省武进县第三印刷厂印刷

开本:  $850 \times 1168 \frac{1}{32}$  印张: 3.125 字数: 41 千

1994 年 12 月 第 1 版

1994 年 12 月 第 1 版 第 1 次印刷

印数: 0001—3500 册 定价: 5.00 元

ISBN 7-114-02027-9

U · 01359

## CONTENTS

1. Resolution A.759(18): Marking of Inflatable Liferafts .....	( 1 )
2. Resolution A.760(18): Symbols Related to Life - Saving Appliances and Arrangements .....	( 3 )
Annex 1 - Symbols for Use in Accordance with Regulation III/9.2.3 of the 1974 SOLAS Convention, as Amended .....	( 5 )
Annex 2 - Recommended Symbols Indicating the Location of Emergency equipment and Muster and Embarkation Stations .....	( 8 )
3. Resolution A.761(18): Recommendation on Conditions for the Approval of Servicing Stations for Inflatable Liferafts .....	(15)
Annex - Recommendation on Conditions for the Approval of Servicing Stations for Inflatable Liferafts .....	(17)
Appendix 1 - Necessary Additional Pressure (NAP) Test ...	(26)
Appendix 2 - Frequency of NAP Tests: Working Pressure (WP), Gas Inflation (GI) and Floor Seam Strength (FS) .....	(27)

## RESOLUTION A.759(18)

*adopted on 4 November 1993*

### MARKING OF INFLATABLE LIFERAFTS

THE ASSEMBLY,

RECALLING Article 15(j) of the Convention on the International Maritime Organization concerning the functions of the Assembly in relation to regulations and guidelines concerning maritime safety,

RECALLING ALSO that, while regulations III/40.7.1 and 41.9.2 of the International Convention for the Safety of Life at Sea, 1974 require the ship's name and port of registry to be marked on rigid liferafts and lifeboats, there are no such requirements there in for marking inflatable liferafts.

RECOGNIZING that properly marked inflatable liferafts may considerably facilitate the initiation or effective conduct of a search and rescue operation or the determination as to whether such an operation is necessary,

NOTING that a simple and inexpensive means of ship identification in cases mentioned above has been developed,

HAVING CONSIDERED the recommendation made by the Maritime Safety Committee at its sixtieth session,

INVITES Governments to require that:

(a) inflatable liferafts carry a means of identification showing the name and port of registry of the ship to which the inflatable liferaft belongs;

(b) the identification can be easily updated, without opening the inflatable liferaft container; and

(c) to the extent practicable, existing inflatable liferafts are also marked in the same manner.

## RESOLUTION A.760(18)

*adopted on 4 November 1993*

### SYMBOLS RELATED TO LIFE - SAVING APPLIANCES AND ARRANGEMENTS

THE ASSEMBLY,

RECALLING Article 15(j) of the Convention on the International Maritime Organization concerning the functions of the Assembly in relation to regulations and guidelines concerning maritime safety.

BEARING IN MIND that regulation III/9.2 of the International Convention for the Safety of Life at Sea (SOLAS), 1974, as amended, prescribes that posters or signs shall be provided on, or in the vicinity of, survival craft and their launching controls and shall use symbols in accordance with the recommendations of the Organization.

RECOGNIZING the urgent need for establishing international symbols for these purposes on board ships.

RECOGNIZING FURTHER the need for other uniform symbols to indicate the location of emergency equipment as well as muster and embarkation stations.

HAVING CONSIDERED the recommendation made by the Maritime Safety Committee at its sixty - second session.

1. ADOPTS the symbols for use in accordance with SOLAS regulation III/9.2.3 set out in Annex 1 to the present resolution;

2. ADOPTS ALSO the recommended symbols indicating the location of emergency equipment and muster and embarkation stations set out in Annex 2 to the present resolution;

3. URGES Governments to ensure that, where appropriate, at every point inside a passenger ship from where passages run in different directions, the safest way to a muster station is indicated by means of a symbol and for marking escape routes, etc., symbols be used that are in compliance with those set out in Annex 2 to the present resolution;

4. ALSO URGES Governments to ensure that, where appropriate, the route from the muster station to the embarkation station is indicated by means of a symbol and for marking routes, etc., symbols be used that are in compliance with those set out in Annex 2 to the present resolution;




5. REQUESTS the Maritime Safety Committee to keep this resolution under review and amend it as necessary;

6. REVOKES resolution A.603(15).







## ANNEX 1




### SYMBOLS FOR USE IN ACCORDANCE WITH REGULATION III/9.2.3 OF THE 1974 SOLAS CONVENTION, AS AMENDED

Reference *	Item	Symbol **
1	FASTEN SEAT BELTS	
2	SECURE HATCHES	
3	START ENGINE	

\* Numbers are used for reference purposes only and do not indicate the sequence of events as this will depend on the type of survival craft and launching appliances provided on board the ship

\*\* All symbols should be white on a blue background.




Reference	Item	Symbol
4	LOWER TO THE WATER	
4.1	the lifeboat	
4.2	the liferaft	
4.3	the rescue boat	
5	RELEASE FALLS	

Reference	Item	Symbol
6	START WATER SPRAY	
7	START AIR SUPPLY	
8	RELEASE GRIPES	





## ANNEX 2





### RECOMMENDED SYMBOLS INDICATING THE LOCATION OF EMERGENCY EQUIPMENT AND MUSTER AND EMBARKATION STATIONS





Where appropriate, a white arrow on a green background may be used in conjunction with symbols to indicate direction (see reference 22).





Reference	Item	Symbol
1	LIFEBOAT	
2	RESCUE BOAT	
3	LIFERAFT	

\* All symbols should be white on a green background. The sizes of signs, letters and numbers should be to the satisfaction of the flag State Administration.


Reference	Item	Symbol
4	DAVIT - LAUNCHED LIFERAFT	
5	EMBARKATION LADDER	
6	EVACUATION SLIDE	
7	LIFEBUOY	

Reference	Item	Symbol
8	LIFEBUOY WITH LINE	
9	LIFEBUOY WITH LIGHT	
10	LIFEBUOY WITH LIGHT AND SMOKE	
11	LIFEJACKET	


Reference	Item	Symbol
12	CHILD'S LIFEJACKET	
13	IMMERSSION SUIT	
14	SURVIVAL CRAFT PORTABLE RADIO	
15	EPIRB	

Reference	Item	Symbol
16	RADAR TRANSPONDER	
17	SURVIVAL CRAFT PYROTECHNIC DISTRESS SIGNALS	
18	ROCKET PARACHUTE FLARES	
19	LINE - THROWING APPLIANCE	




Reference	Item	Symbol
20	MUSTER STATION	

\* The station letter should be included on the right - hand side of the symbol.

21	EMBARKATION STATION	
----	---------------------	---

\* Use appropriate symbol for type of survival craft at the station.

\* The station number should be included on the right - hand side of the symbol.

22	DIRECTION INDICATOR (for use with any symbol)	
----	--	--

\* Insert appropriate symbol (i.e. symbols 1 to 21) on left - hand side of the arrow.

\* Point arrow in the direction of the equipment or station.

+ The dashed line indicates that the whole symbol may consist of one part or of two separate parts (one for the sign and another for the number or letter). When a direction indicator (arrow) is also used it may be part of the symbol or be separate. The dashed line should not be shown.