

# 走遍美国

*A Family Album, U.S.A.*



1

外语教学与研究出版社

阶梯股份有限公司

麦克米伦出版公司

VIEWER'S GUIDE 1

EPISODES 1-13

HOWARD BECKERMAN

# 走遍美国

*Family Album, U.S.A.*

电视英语教学节目

1

敬请读者注意：本书第二册内附有奖券，  
特等奖获得者将免费赴美国旅游观光两周。

Teleplays by Alvin Cooperman and George Lefferts

外语教学与研究出版社

阶梯股份有限公司

麦克米伦出版公司



美国新闻总署参与策划

**(京)新登字 155 号**

**责任编辑:许春健**

**本节目录音带由北京外语音像出版社出版发行(地址:北京市西三环北路 2 号,邮编 100081)**

**本节目录像带由北京高教音像出版社出版发行(地址:北京市西城区东绒线胡同 40 号,邮编 100031)**

Copyright © 1990 by Maxwell Macmillan International Publishing Group

All rights reserved. No part of this book or related videocassette may be reproduced or transmitted in any form or by any means, electronic or mechanical, including photocopying, recording, or any information storage and retrieval system, without permission in writing from the Publisher.

Collier Macmillan Canada  
1200 Eglinton Avenue E.  
Don Mills, Ontario M3C 3N1

Director: *Karen Peratt*  
Executive Editor: *Mary Jane Peluso*  
Development Editor: *Allene Feldman*  
Assistant Editor: *Agatha Lorenzo*

Cover Design: B B & K  
Illustrations: *Shelley Matheis*  
Interior Design: B B & K; *Publication Services, Inc.*  
Production Services: *Publication Services, Inc.*  
Production Coordinator: *Marcia Craig*

**Photo credits:** All photos by Eric Liebowitz, except for the following: Courtesy of Bill Higgins: 33 (top). Courtesy of Roberto Pires: 103. Special thanks to The Dovetail Group, Inc., Cynthia Vansant, photographer, for all screen lifts from video.

Maxwell Macmillan International Publishing Group  
ESL/EFL Department, 866 Third Avenue, New York, NY 10022

## **走遍美国(全二册)**

**外语教学与研究出版社出版发行**

**(北京西三环北路 19 号)**

封面印制:北京百花彩印有限公司

正文印制:北京第二新华印刷厂

北京百花彩印有限公司

开本 787×1092 1/16 35.5 印张

1993 年 4 月第 1 版

1993 年 4 月第 1 次印刷

印数:1—200 000 套

ISBN 7-5600-0685-X/H·427

全套(二册)定价:26.00 元



# Introduction

## 简介

敬请读者注意：本书第二册内附有奖券，  
特等奖获得者将免费赴美国旅游观光两周。

由北京外国语学院外语教学与研究出版社及台湾阶梯股份有限公司共同引进、改编、出版了这套称为《走遍美国》(Family Album, U.S.A.)的电视英语教程,并将在近 20 家电视台播出。它利用了电视连续剧这一形式的独特优越性,全面而完美地调动了实景音像、动画、文字等多种媒体的综合力量,充分发挥了电视教学的优势。在这方面,是同类教程所不能比拟的。影片由美国语言教学专家主持编写,聘请第一流的编导、演员及摄像、剧务专业人员精心合作摄制,其中许多人曾几度获“艾美”奖及其它荣誉。主持单位,一面以问卷调研的方式搜集世界一百多个国家英语教学者的意见及建议,一面组成由各方面专家学者参加的咨询委员会进行策划设计,投入巨资 700 多万美元,从 1983 至 1991 历时八年,几经修改,终告完成。目前已在意大利、比利时、德国、西班牙、日本、韩国、泰国、墨西哥以及台湾等三十几个国家和地区播出,深博好评,被认为是自有电视外语教程以来最完美而新颖的一部力作。从各地学者的反馈来看,教材能扣住学生的心弦,循序渐进地引导他们逐步深入而踏实地学习,实效是显著的。

这一套教材的核心部分是一部 26 集的电视连续剧,每集又分为三幕,共 78 幕。每幕自成一个单元,表述一段有兴趣的小故事,而每集是三幕又将故事展开,构成一个有始有终的短剧。集与集之间又脉络一贯地围绕着一个典型的美国中产之家祖孙四代人的活动,追随着他们既平淡天然、又丰富多彩的日常生活的方方面面;情节跌宕有致,描写细腻入微。这一家人生活、工作、学习、休闲、交往都可称作是凡人琐事,然而又都充满了柔情、理解、烦恼和欢欣,体现出价值观、道德观、人情味和幽默风趣。从一开始的几个镜头,编剧者就以普通而又个性突出的人物、常见而绚丽典雅的内外景观、平凡却饶有兴味的琐事,以及实诚却谐谑隽永的言语紧抓住学习者的同情心,使他们不由自主地置身于这一家庭之中,忧其所忧,喜其所喜,和他们一起缅怀过去,享娱现在,憧憬未来。剧本、故事、人物、画面有机地结合起来,天衣无缝地为语言教学服务,激起学习者浓厚的兴趣,帮助他们克服语言学习的困难,提高学习的效率。

这套教程突出了最新的“交际式教学法”,与“情景式教学法”和“句型教学法”相比是一重大突破。然而更重要的是,高品质的影片还通过演员的表情和演技,调动了体态语言的作用,实现了“非语言交际”与语言交际的相辅相成、互相促进的作用,使学习者不但如身临其境,而且还能“察言观色”,增强对感情与心态的理解,促进对语言的表层和内涵间关系的细致体会。


主编者深知外语学习在很大程度上决定于对另一种陌生文化的了解。在 26 集的连续剧中依次再现了美国平头百姓日常生活的种种侧面,如欢度佳节、求职面试、考试毕业、求爱结婚,以及各种趣闻逸事。既与世界各国民风习俗有共同之处,又各具美国风土人情的特色。在这方面,教材很巧妙地体现了“跨文化交际”的想法,使学习者对美国文化和生活得到新鲜而亲切的体验,学到活生生的美语,也加深了民族间的交流理解。

在教学方法上,教材以快速增进听说能力为主要目标,同时抓紧扩大词汇、明确语法、提高阅读与写作能力。每一幕,除剧情主线外,还配以歌谣、说唱、动画片、游戏等,寓教于乐,不露教学痕迹。娱乐与学习二者比重均衡,智育与德育又有适当的结合。在这些方面,编者的设想是值得赞赏的。

有关单位在引入教材时,注意到使它适应我国学习者的需要,特请各大学有丰富经验的教师专家,对它进行慎密的改编及注释。改编后的教材共八十讲,每讲半小时,适合具有一定英语基础的成人和高中学生使用。电视画面和书面教材互为凭依,相得益彰,可望能帮助广大的业余英语学习者突飞猛进,取得可喜的成绩。甚至可以说,即使是英语专业的在校生,也可以借助于这套教材使自己的学习更加绚丽多姿,生动活泼,何况其中许多内容还是眼下比较单薄的制式教材中所未包括进去的。

夏祖焯

北京外国语学院教授



# Contents

## 目 录

### Introduction ..... (VI)

#### EPISODE 1      “46 Linden Street”      “林登大街 46 号”

Useful Language ..... (1)

● ACT I	2	● U. S. Life & Focus In	5	● Activities	6
● ACT II	7	● U. S. Life & Focus In	9	● Activities	10
● ACT III	12	● U. S. Life & Focus In	15	● Activities	16

ANSWER KEY ..... (18)

#### EPISODE 2      “The Blind Date”      “介绍会面”

Useful Language ..... (19)

● ACT I	20	● U. S. Life & Focus In	22	● Activities	23
● ACT II	26	● U. S. Life & Focus In	30	● Activities	29
● ACT III	32	● U. S. Life & Focus In	35	● Activities	36

ANSWER KEY ..... (38)

#### EPISODE 3      “Grandpa’s Trunk”      “祖父的行李箱”

Useful Language ..... (40)

● ACT I	41	● U. S. Life & Focus In	44	● Activities	45
● ACT II	47	● U. S. Life & Focus In	50	● Activities	51
● ACT III	54	● U. S. Life & Focus In	56	● Activities	57

● ANSWER KEY ..... (59)

## EPISODE 4 “A Piece of Cake” “没问题”

Useful Language				(61)
● ACJ I	62	● U. S. Life & Focus In	65	● Activities 66
● ACJ II	67	● U. S. Life & Focus In	69	● Activities 70
● ACJ III	71	● U. S. Life & Focus In	73	● Activities 74
ANSWER KEY				(76)

## EPISODE 5 “The Right Magic” “钓鱼秘诀”

Useful Language				(77)
● ACJ I	78	● U. S. Life & Focus In	81	● Activities 82
● ACJ II	84	● U. S. Life & Focus In	86	● Activities 87
● ACJ III	89	● U. S. Life & Focus In	91	● Activities 92
ANSWER KEY				(94)

## EPISODE 6 “Thanksgiving” “感恩节”

Useful Language				(96)
● ACJ I	97	● U. S. Life & Focus In	100	● Activities 101
● ACJ II	103	● U. S. Life & Focus In	105	● Activities 106
● ACJ III	107	● U. S. Life & Focus In	110	● Activities 111
ANSWER KEY				(114)

## EPISODE 7 “Men’s Best Friend” “人类最好的朋友”

Useful Language				(115)
● ACJ I	116	● U. S. Life & Focus In	118	● Activities 119
● ACJ II	121	● U. S. Life & Focus In	123	● Activities 124
● ACJ III	125	● U. S. Life & Focus In	128	● Activities 129
ANSWER KEY				(131)

## EPISODE 8 “You’re Going to Be Fine” “早日康复”

Useful Language				(132)
● ACJ I	133	● U. S. Life & Focus In	135	● Activities 136
● ACJ II	138	● U. S. Life & Focus In	141	● Activities 142
● ACJ III	144	● U. S. Life & Focus In	147	● Activities 148
ANSWER KEY				(150)

## EPISODE 9 “It’s Up to You” “选校风云”

Useful Language				(152)
● ACJ I	153	● U. S. Life & Focus In	156	● Activities 157
● ACJ II	159	● U. S. Life & Focus In	161	● Activities 162

● ACJ III	164	● U. S. Life & Focus In	167	● Activities	168
ANSWER KEY					(169)

EPISODE 10	<b>"Smell the Flowers"</b>		<b>"偷得浮生半日闲"</b>		
Useful Language	(170)				
● ACJ I	171	● U. S. Life & Focus In	174	● Activities	175
● ACJ II	178	● U. S. Life & Focus In	181	● Activities	182
● ACJ III	184	● U. S. Life & Focus In	186	● Activities	187
ANSWER KEY					(189)

EPISODE 11	<b>"A Place of Our Own"</b>		<b>"自己的住房"</b>		
Useful Language	(191)				
● ACJ I	192	● U. S. Life & Focus In	194	● Activities	195
● ACJ II	197	● U. S. Life & Focus In	200	● Activities	201
● ACJ III	204	● U. S. Life & Focus In	207	● Activities	208
ANSWER KEY					(211)

EPISODE 12	<b>"You're Tops"</b>		<b>"顶尖高手"</b>		
Useful Language	(214)				
● ACJ I	216	● U. S. Life & Focus In	218	● Activities	219
● ACJ II	221	● U. S. Life & Focus In	223	● Activities	224
● ACJ III	226	● U. S. Life & Focus In	229	● Activities	230
ANSWER KEY					(232)

EPISODE 13	<b>"A Real Stewart"</b>		<b>"一个真正的 Stewart 家的后代"</b>		
Useful Language	(234)				
● ACJ I	235	● U. S. Life & Focus In	238	● Activities	239
● ACJ II	242	● U. S. Life & Focus In	244	● Activities	245
● ACJ III	247	● U. S. Life & Focus In	249	● Activities	250
ANSWER KEY					(252)

<b>Useful Vocabulary and Expressions</b>	(1)
--	-----

<b>音标对照表</b>	(16)
--------------	------



## “46 Linden Street” “林登大街 46 号”

### Useful Language

- introduce yourself: 自我介绍

*My name is ...*

*I'm ...*

- ask for permission: 征求同意

*May I take a picture of you and your little boy?*

- introduce a conversation: 引出话题

*By the way ...*

- thank someone: 向人道谢

*I appreciate your help.*

*Thank you.*

*Thanks again.*

- respond to someone thanking you: 回答别人的道谢

*My pleasure.*

*You're welcome.*

- start talking to a stranger: 与陌生人攀谈

*Excuse me.*

- say good-bye after meeting someone for the first time: 首次见面后道别

*It was nice meeting you.*

*It was a pleasure meeting you.*

- describe something: 描述事、物

*A small canvas bag.*

- compliment someone: 赞美别人

*I think it looks terrific on you.*

- make suggestions: 提出建议

*Try this (sweater).*

*How about green?*

- apologize: 道歉

*I'm sorry I'm so late.*

*I'm really sorry.*

- ask for help: 请求协助

*Can you help me?*

- reassure someone: 为人打气

*Don't worry.*

- ask if someone found something: 询问别人是否捡到东西

*Did anyone find a small canvas bag?*

- introduce someone: 介绍别人

*Let me introduce you.*

*This is ...*

- respond to an introduction: 介绍后回答

*How do you do?*

*It's nice to meet you.*

- correct yourself: 改正言辞错误

*It's Richard's film! I mean, Alexandra Pappas.*

- offer: 善意帮忙

*Would you like something to eat?*

*Would you like to call home?*

*Can I drive you home?*

- thank someone: 向人道谢

*I'm so glad you took the time and trouble to return (the bag).*

- respond to thanks: 回答别人的道谢

*It was no trouble.*

- accept an offer: 接受别人好意

*I'd appreciate that.*

- refuse an offer: 婉拒别人好意

*No, thanks.*

## ACT I

On a ferryboat in New York Harbor. We can see the Statue of Liberty. Richard Stewart, 30, is taking pictures.

Richard: Excuse me.<sup>1</sup> My name is<sup>2</sup> Richard Stewart. I'm a photographer<sup>3</sup>. May I<sup>4</sup> take a picture of you and your little boy?



Mrs. Vann: What's it for?<sup>5</sup>

Richard: It's for a book.

Mrs. Vann: You're writing a book?

Richard: It's a book of pictures<sup>6</sup>. I call it *Family Album, U.S.A.*

Mrs. Vann: Oh, that's a nice idea. Well, it's fine if you take our picture. I'm Martha Vann. [*She offers her hand.*]<sup>7</sup>

Richard: Thank you. I appreciate your help.<sup>8</sup> [*to the little boy*] I'm<sup>9</sup> Richard. What's your name?

Gerald: Gerald.

Richard: How old are you, Gerald?

Gerald: Five.

Richard: And where do you live?

Mrs. Vann: We live in California<sup>10</sup>.

Richard: Well, welcome to New York.<sup>11</sup> OK, just a second.<sup>12</sup> He takes out a reflector<sup>13</sup> to have more light for his photographs. I'm almost ready here.

[*Alexandra, a sixteen-year-old girl, is watching.*]

Alexandra: Can I help you?

Richard: Oh, please. [*He gives her the reflector to hold. Then he speaks to Mrs. Vann and her son.*] Hold Gerald's hand, please. Great! Now point<sup>14</sup> to the buildings. Terrific!<sup>15</sup> Give Mommy a kiss,<sup>16</sup> Gerald. Nice! Thank you, Gerald. And thank you, Mrs. Vann.

## 第一幕

1. Excuse me. 对不起,麻烦你。 Use this expression to get someone's attention. 这是一个用于在与别人交谈时引起对方注意的惯用短语。
2. My name is... 我名叫……。 Use this phrase to introduce yourself. 自我介绍时所用的短语。
3. photographer: A photographer's job is to take pictures with a camera. 摄影师。
4. May I...? = Can I...? 我可以……吗? Use "May. I" or "Can I" to ask for permission. May is more polite than can. 此短语用于征求对方许可时。May I...? 等于 Can I...? 但前者比后者更为客气些。例如: May I take a picture of you and your little boy? 我可以为你和你的小男孩儿拍张照片吗?
5. What's it for? (拍照片)做什么用?
6. pictures: photographs. 照片。
7. She offered her hand. 她(向对方)伸出手。
8. I appreciate your help. = Thank you for helping me. 谢谢你的帮助。
9. I'm ... 我是……。 Use I'm to introduce yourself. 这也是用于自我介绍的短语。



10. California: (美)加利福尼亚州,简称加州。
11. Well, welcome to New York. 噢,欢迎你们到纽约来。
12. OK, just a second. 好,请稍等一下。
13. reflector: 反光板。
14. point: to use your finger to show direction. 指向,指着。
15. terrific: If you say something is terrific, you mean that you are very pleased with it or are very impressed by it. [美俚] 极妙,了不起的。
16. Give Mommy a kiss. 亲亲妈妈。

Mrs. Vann: Oh, my pleasure<sup>17</sup>. We'll be looking for your book.<sup>18</sup>

Richard: Thank you. Good-bye. Bye,<sup>19</sup> Gerald. [to Alexandra] Thanks<sup>20</sup> again.

Alexandra: Oh, you're welcome<sup>21</sup>

Richard: Hey,<sup>22</sup> let me take your picture!

Alexandra: Wonderful. Please.

Richard: Are you from New York?

Alexandra: No, I'm from Greece<sup>23</sup>. I'm an exchange student<sup>24</sup>.

Richard: When did you come here?

Alexandra: Three months ago.

Richard: Your English is very good.

Alexandra: Thanks.<sup>25</sup> I studied English in school.

[They sit on a bench.]

Richard: Would you like some coffee?

Alexandra: No, thank you. Tell me about your book.

Richard: Oh, it's not finished yet, but I have some of the pictures. Would you like to see them?

Alexandra: Yes. I'd like that.

Richard: Here they are.<sup>26</sup> [He opens his bag and takes out a photo album<sup>27</sup>.] Family Album, U.S.A. It's an album of pictures of the United States: the cities, the special places, and the people. [He shows her the photos.] And these are pictures of people working: steelworkers,<sup>28</sup> bankers,<sup>29</sup> police, street vendors,<sup>30</sup> ambulance drivers,<sup>31</sup> doctors. . . . Oh, this is my father. He's a doctor. This is my mother.



"It's an album of pictures of the United States."

17. My pleasure. 别客气。 Use this expression after someone says *Thank you*. 这是用来回敬别人说“谢谢”的惯用语。
18. We'll be looking for your book. 我们一定去买你的书。
19. Bye. = Good-bye. 再见。
20. Thanks. = Thank you. 谢谢。
21. You're welcome. 不用谢, 别客气。 Use this expression after someone says *Thank you*. 意思及用法同: "My pleasure".
22. Hey. 嘿! This word shows that Richard has a new idea. It is a very informal word. Richard 使用这个词表示他有了一个新的主意。这是一个在非正式场合用的词。
23. Greece: 希腊 (欧洲)。



24. exchange student: An exchange student goes to school in a different country for a short time and lives with a family in that country. 交换学生。
25. Thanks. 不仅用于接受了别人的帮助之后, 还用于听到别人的表扬或赞扬之后。
26. Here they are. = They are here. 就在这里。 This word order is common when you find something and want to show it. 当你把东西给别人看时就用这句话。单数时用 Here it is.
27. photo album: a book of photographs. 像片簿, 影集。
28. steel workers: 钢架工人。
29. bankers: 银行职员; 银行家。
30. street vendors: 街头小贩。
31. ambulance drivers: 救护车驾驶员。

Alexandra: What's her name?

Richard: Ellen. My younger brother, Robbie. He goes to high school. This is my sister Susan. She works for a **toy**<sup>32</sup> company. Here's my grandfather. He lives in Florida. And this is my wife Marilyn.

Alexandra: Oh, she's very pretty.

Richard: **Thanks**<sup>33</sup>. And **what about**<sup>34</sup> your family?

Alexandra: They are in Thessaloniki. That's a large city in northern Greece. But now I'm living in **the Bronx**<sup>35</sup>.

Richard: With a Greek-American family?

Alexandra: No. **Hispanic**.<sup>36</sup>

Richard: *[He hears a foghorn.]* Oh no! It's **five thirty**<sup>37</sup>. Will you excuse me? I have to meet my wife.

Alexandra: **It was nice meeting you**.<sup>38</sup>

Richard: **It was a pleasure meeting you**,<sup>39</sup> too. Thanks for your help. And good luck! I've got to go.<sup>40</sup> **By the way**,<sup>41</sup> I'm Richard. What's your name?


Alexandra: Alexandra.

Richard: Bye-bye, Alexandra. Thanks.

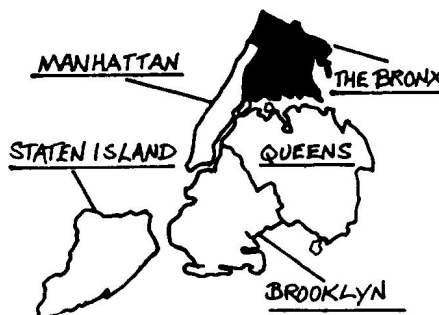
Alexandra: Bye-bye. *[Richard hurries off the boat. Alexandra sees that he forgot one of his bags. She takes it and begins to follow him.]* Richard! Richard! You left your bag!




END OF ACT I



32. **toy**: something a child plays with. 玩具。
33. **Thanks**. 同样用于听到别人表扬或赞扬你的亲属时。
34. **What about ...?** = Tell me about... 跟我谈谈……好吗?
35. **the Bronx**: one of the five boroughs, or areas, of New York City. The other boroughs are Manhattan, Brooklyn, Queens, and Staten Island. 纽约市的五个行政区之一。



36. **Hispanic**: Spanish-speaking. 西班牙语系的, 拉丁美洲的。Alexandra 和一个讲西班牙语的家庭一起生活。
37. **five thirty**: 五点半。



38. **It was nice meeting you**. = 39.
39. **It was a pleasure meeting you**. 很高兴认识你。与新朋友第一次见面时可用此用语告别。
40. **I've got to go**. = I must go. 我得走了。
41. **By the way...**: 顺便说一下。Use this phrase to change the topic of conversation. 此短语用于转换话题时。

## 美国生活点滴

1. 纽约是美国最大而且最著名的国际性城市, 这里的人来自世界各地, 肤色杂陈, 语言种类繁多, 可说是整个世界的缩影。当然也有不少外国留学生在纽约求学。这些留学生有很多借住在当地美国人家中, 通过与他们的接触来了解美国的生活。
2. 称赞对方, 或对对方的家人, 是美国人很重要的一种社交习惯, 被人称赞时, 要表示乐于接受并愉快地感谢, 不要急于否认或自贬, 也不要表现得扭捏不安。

### 下面是 Focus In 的文字部分, 供参考

#### ACT I Family Album, U.S.A.

It's an album of pictures of the United States.

Richard takes many pictures for his album.

He photographs the cities like New York...  
and other special places.

He photographs people working: police,  
ambulance drivers, steel workers, doctors.

Philip Stewart, Richard's father, is a doctor.

He's a pediatrician, a children's doctor.

And Richard's mother, Ellen Stewart, is a home  
maker.

His brother Robbie, is a student of Riverdale high

school.

He's 17.

Richard has one sister.

Her name is Susan.

She works for a toy company in New York City.

Malcolm Stewart is Richard's grandfather.

He's 72 years old and lives in Florida.

And this is Richard's wife, Marilyn Stewart.

She is a fashion designer and a sales clerk in a  
boutique in New York City.

You'll meet Marilyn Stewart and all of the other  
Stewarts in Family Album, U.S.A.

# Activities

## 课后作业

请做下面的练习,看看你对第一幕了解多少。

### 练习一

Alexandra 对于 Richard 和他的家庭知道些什么? Richard 对于 Alexandra 知道些什么? 阅读下面长框中的句子,并将它们分别写在对应的名字下面。第一题已有答案。

Her name is Ellen.	She's Richard's wife.	He's a doctor.	He's a photographer.
He goes to high school.	She works for a toy company.	She's from Greece.	He lives in Florida.

- |                             |                       |                  |
|-----------------------------|-----------------------|------------------|
| 1. Richard Stewart          | 2. Alexandra          | 3. Susan Stewart |
| <u>He's a photographer.</u> | _____                 | _____            |
| 4. Marilyn Stewart          | 5. Robbie Stewart     | 6. Ellen Stewart |
| _____                       | _____                 | _____            |
| 7. Grandpa Malcolm Stewart  | 8. Dr. Philip Stewart |                  |
| _____                       | _____                 |                  |

### 练习二

阅读第一幕,依照故事的正确顺序在每句话前的横线上填上 1、2、3、4、5。第一个答案已填妥。

- \_\_\_\_\_ a. Richard photographs Alexandra.  
\_\_\_\_\_ b. Richard leaves his bag on the boat.  
\_\_\_\_\_ c. Richard tells Alexandra his name.  
1 d. Alexandra offers to help Richard.  
\_\_\_\_\_ e. Richard shows Alexandra some photos.

### 练习三

详读下列各句。根据本幕的剧情判断它们是否正确。请圈出你认为正确的句子。

1. Richard sees his brother Robbie waiting for him. He invites Alexandra to their house, but she says she is busy. Richard is sorry, but he gives Alexandra a bag of photos.
2. Richard sees a beautiful boat. He wants to photograph it. He asks Alexandra to wait for him, and she says yes. He gives Alexandra a bag of food, but she doesn't want it.
3. Richard remembers that he must meet his wife. He tells Alexandra his name, and he thanks her for her help. They say good-bye, and Richard leaves. Alexandra sees that he forgot to take one of his bags.

## ACT II

Outside the ferry building. Alexandra sees Richard leave in a taxicab. She asks a policeman for directions.

Alexandra: Excuse me, officer. Can you help me?

Policeman: Sure.

Alexandra: Can you tell me how to get to Linden Street, in Riverdale?

Policeman: *[He reads the name tag on Richard's bag.]* "Richard Stewart, 46 Linden Street, Riverdale, New York." "You should take the number 1 subway."<sup>2</sup>

Alexandra: Is there a station near here?

Policeman: Yes. The station's that way. You should take the number 1 train to Van Cortlandt Park.<sup>3</sup>

Alexandra: Number 1 train to Van Cortlandt Park. Thank you.

Policeman: Anytime.<sup>4</sup> Good luck.<sup>5</sup> Remember, the number 1 train. The uptown platform<sup>6</sup>.

Alexandra: Thank you.

Policeman: You're welcome.

*[Alexandra walks toward the subway entrance. She passes the "uptown" sign.]*

In a boutique<sup>7</sup>. Marilyn Stewart, Richard's wife, is helping a customer.

Customer: Is this pink too bright for me?



Marilyn: Mmm-hmm. It is a very bright pink. Try this. *[She takes a red sweater from a table.]* It's size eight.<sup>8</sup>

Customer: But I wear size ten.

Marilyn: How about green? It's size ten.

Customer: Let me<sup>9</sup> try it on<sup>10</sup>.

*[Marilyn looks at her watch.]*

Customer: I'm taking too much of your time.

Marilyn: It's six o'clock<sup>11</sup>. Where's my husband? I was expecting him here at five forty-five<sup>12</sup>.

## 第二幕

1. "Richard Stewart, 46 Linden Street, Riverdale, New York." 这是一般地址的说法。如果写在信上,应为:

Richard Stewart

46 Linden Street,

Riverdale, New York, N.Y. xxxxx (邮政编码)

U.S.A.

2. You should take the number 1 subway. 你应乘一路地铁。

3. You should take the number 1 train to Van Cortlandt Park. 你应乘一路车在 Van Cortlandt Park 下车。

4. Anytime. = My pleasure. 不用谢。Use Anytime after someone thanks you for doing something.

5. Good luck. 祝你好运。一般用于与人分手时,回答也用 Good luck.

6. uptown platform: the place to wait for trains going north. 北线月台。在纽约,地铁线有 uptown 北线(向北驶)和 downtown 南线(向南驶)之分,在每个地铁站口都有标志。

7. boutique: a small store that sells clothing and other special items. (妇女)时装店。

8. Try this *[She takes a red sweater from a table.]* It's size eight. 试试这一件, [她从桌子上拿起一件红色毛衣] 这是八号的。

9. Let me... = Permit me... 让我……, 允许我……。The customer uses an informal pronunciation. She says Lemme. 在说这两个字时,这位顾客使用的是口语音: Lemme。

10. try (it) on: You try on an item of clothing to be sure that the size is correct and that you like the way it looks. 试穿。

11. six o'clock: 六点钟。

12. five forty-five: 五点四十五分。



Customer: Don't worry. **The traffic is very heavy<sup>13</sup>** at this hour<sup>14</sup>.

Marilyn: I know. But we're going to be late for dinner.

Customer: I'll take this green sweater. I **like the color on me, don't you?<sup>15</sup>**

Marilyn: I think it looks terrific on you.

**A little later. Richard rushes into the boutique.**

Richard: I'm sorry I'm so late. **I had a really bad day.<sup>16</sup>**



Marilyn: It's **ten after six<sup>17</sup>**. We're late. Robbie's cooking tonight, and dinner's at **six thirty<sup>18</sup>**.

Richard: I know. I know. I'm really sorry. **I left my bag of film on<sup>19</sup> the ferry<sup>20</sup>. I went back for it,<sup>21</sup>** but the ferry was gone. **I lost a whole day's work.<sup>22</sup>**

Marilyn: I'll call the Staten Island Ferry **lost-and-found office<sup>23</sup>**.

Richard: **I didn't think of that.<sup>24</sup>** Thanks.

Marilyn: [*She picks up the telephone and dials<sup>25</sup> the number for information.*] Hello. Yes. **The number, please, of the<sup>26</sup> Staten Island Ferry lost-and-found office.** Five five five...zero eight zero eight. Thank you. [*She hangs up and dials the number.*]

Richard: **I really appreciate it, Marilyn.<sup>27</sup>**

Marilyn: Hello. Did anyone find a camera bag this afternoon, a **small canvas bag<sup>28</sup>**, on the J. F. Kennedy Ferry?...No? Maybe someone *will* find it. The name is Stewart, Richard Stewart. And the telephone number is five five five...three oh nine oh. Thank you. [*She hangs up.*]<sup>29</sup> Sorry, Richard. They don't have it.

Richard: **Thanks, anyway.<sup>30</sup>** [*thinking*] There was a girl on the ferry. Now maybe...

Marilyn: **Tell me about it on the way home.<sup>31</sup>**

**END OF ACT II**

13. **The traffic is very heavy.** = There are many cars. 交通很拥挤。

14. **hour:** 钟点。h 不发音,它的发音同 our。

15. **I like the color on me, don't you?** 我觉得我穿这颜色不错,你说呢?

16. **I had a really bad day.** 我今天真是糟透了。

17. **ten after six:** 六点十分。

18. **six thirty:** 六点三十分。

19. **I left my bag of film on...** 我把装底片的包放在……上了。

20. **ferry:** A ferry is a boat that carries passengers or vehicles across a river or a narrow bit of sea. 渡船(用来运送乘客或车辆过河或海)。

21. **I went back for it.** 我回去找(它)。

22. **I lost a whole day's work.** 我把一整天的工作成果都丢了。

23. **lost-and-found office:** If you find something that doesn't belong to you, you take it to a **lost-and-found office**. People can go to this office to get their lost things. 失物招领处。

24. **think of:** If you think of something, you remember it or it comes into your mind. 记起,想到。例如:"I didn't think of that." "我就没想到这个"。

25. **dial:** 拨电话。

26. **The number, please, of the...** 请告诉我……的电话号码。用此来向查号台询问电话号码。

27. **I really appreciate it, Marilyn.** 我实在太感谢你(为我所做的这一切)了, Marilyn。

28. **small canvas bag:** 小的粗帆布包。这里用了两个形容词来修饰"bag"(包)一词:small 指尺寸;canvas(粗帆布)指材料。一般形容词的排列顺序是表示尺寸的放在前,表示材料的放在后。

29. **She hangs up.** 她挂上(电话机)。

30. **Thanks, anyway.** 无论如何,我还是要谢谢你。Use this expression to thank someone who tries to help but isn't able to. 当有人尽力想帮你但没帮上忙时可用此短语道谢。

31. **Tell me about it on the way home.** 在回家的路上告诉我吧。



## 美国生活点滴

1. Alexandra 是乘地铁去 Richard 家的。纽约的地下铁系统是世界最长的地铁系统,在整个城市下面绵延 137 英里(220.6 公里)。地铁线路以颜色来区分,例如红线、绿线、橙线等,便于乘客辨识。
2. 美国的许多公共场所或公园都设有失物招领处(Lost and Found Office),失主可直接与之联系。

### 下面是 Focus In 的文字部分,供参考

#### ACT II

Thank-you, I appreciate your help.  
Thank-you. You're welcome.  
Thank-you. You're welcome.  
Thank you for your help.  
Thanks a lot.  
I want to thank you for your help.  
Thank you.  
Glad that I could help.  
Don't mention it.  
I'm glad that I could help.  
Thanks. You're welcome.  
Thanks Gerald, and thank you Mrs. Vann.  
Oh my pleasure.  
Thank you. You're welcome.  
Thank you very much.  
It was very nice of you.  
I appreciate it.  
Thanks a lot.  
Thank you. You're welcome.  
Don't mention it.  
I'm glad that I could help.  
My pleasure.  
It was nothing.  
You're welcome.  
The number one train to Van Cortlandt Park.  
Thank you.  
Anytime, good luck.  
Thank-you very much.  
It was very nice of you.  
I appreciate it.

Thanks a lot. Thank-you.  
You're welcome.  
Don't mention it.  
I'm glad that I could help.  
My pleasure.  
It was nothing.  
You're welcome.  
Thank you for your help.  
Thanks a lot.  
I want to thank you for your help.  
Thank you.  
Glad that I could help.  
Don't mention it.  
I'm glad that I could help.  
Thanks. You're welcome.  
Thank-you.  
I'm sorry, Richard. They don't have it.  
Thanks anyway.  
Thanks anyway.  
It was nice of you to try.  
I appreciate it.  
Thanks a lot.  
Thank you.  
Anytime.  
Don't mention it.  
I'd really like to help.  
You're welcome.  
My pleasure.  
Anytime.  
Thank you.  
You're welcome.