

COURSEBOOK

(主课本)

1

捷进英语

——亚历山大新一代交际英语

LOUIS ALEXANDER



清华大学出版社

<http://www.tup.tsinghua.edu.cn>




LONGMAN 朗文

捷进英语

——亚历山大新一代交际英语

LOUIS ALEXANDER

(主课本)
(COURSEBOOK)



清华大学出版社
Addison Wesley Longman

(京)新登字 158 号

Louis Alexander; Direct English

Authorized translation from the English language edition published by Longman Group Limited

Copyright © 1995 by Longman Group Limited

All rights reserved. For sale in Mainland China only

©本书简体字版由朗文出版集团有限公司授权清华大学出版社独家出版发行,未经出版者书面许可,不得以任何方式复制或抄袭本书的任何部分。

中华人民共和国国家版权局著作权合同登记号: 01-1998-1101

本教材学习用书封面贴有清华大学出版社激光防伪标签,无标签者不得销售。

版权所有,翻印必究。

图书在版编目(CIP)数据

捷进英语(1)/(英)亚历山大(Alexander, L. G.)著. -北京:清华大学出版社,1998

ISBN 7-302-03172-X

I. 捷… II. 亚… III. 英语-教材 IV. H31

中国版本图书馆 CIP 数据核字(98)第 28978 号

出版者:清华大学出版社(北京清华大学校内,邮编 100084)

[http:// www. tup. tsinghua. edu. cn](http://www.tup.tsinghua.edu.cn)

印刷者:清华大学印刷厂

发行者:新华书店总店北京发行所

开 本:800×1210 1/24 印张:5

版 次:1998 年 12 月第 1 版 1998 年 12 月第 1 次印刷

书 号:ISBN 7-302-03172-X/H·230

定 价:28.00 元(含学习用书)

序 言

英国著名学者亚历山大先生新著 Direct English 是一套题材内容、语言编排和教学手段都具有特色的新颖教材。全书共分六级,从初级英语到中高级英语,由易到难,由简入繁,循序渐进,可供广大英语爱好者用作教材,也可供在校学生用作辅助教材。该教材有下列特点:

一、**语言的真实性与恰当性并重。**本教材中绝大部分课文是对话,主要人物有律师、室内设计师、小职员、大学生等,也有旅馆经理和旅馆从业人员、旅客等,另外还有为数不少的他们的亲朋好友。因此会话者相互之间的人际关系比较多样化,有上司下属关系、同事关系、朋友关系、亲属关系、业主顾客关系等等,不一而足。由于会话者各有不同的身分,他们之间有不同的人际关系,会话发生于不同的场合,各人各有不同的情态,这就势必产生语言的多样性,因为每个人说的话都要言如其人,恰如其分。以一般传统会话教材中的会话而言,往往是各式各样的套话,千篇一律。而本教材的会话材料则有强烈的**真实感**和精确的**恰当性**,并且有浓厚的**生活情趣**和**时代气息**。

二、**语言功能和语法项目编排系统性强。**本教材的语言功能和语法项目的安排,不仅仅是循序渐进,而是循环往复,不断扩大加深。以第1册至第3册的语言点为例,每册书9个单元,每单元3课。其语言点共分9大类,即:谈谈你自己、谈谈他人、有礼貌的请求、何时、何地、对各种事物的描述、喜爱与不喜爱、要求与需要、

各种行为,这9类语言点,每单元安排3个,每3个单元轮换一次。3册书共计27单元,这9个语言点就各反复出现9次之多。语言点每出现一次,在难度上都逐步加深;再以语法项目而言,也是如此,第4至第6册的语言点是语法项目,也是不断循环,不断加深。这对培养学生的语言能力十分有利。

三、**学习用书的**教学安排富有**针对性和系统性**。以学生母语编写的学习用书是本教材的一大特点。它便于教师组织教学,也便于学生自学。学习用书在每单元之初都简明扼要地列出各课的语言要点。每一课文前又列出该课的具体语言点,主要是注释和应该注意的问题,帮助学生吸收语言材料。每课课文有译文,供学生参考。课文后有语言学习和巩固实践,学生边看边听边说,有机械性实践,也有灵活性和创造性实践。如果学生能按照学习用书的具体教学安排学习并实践,孜孜不倦,必定会受益匪浅。

总之,这是一套培养**语言能力和交际能力**,兼顾语言**真实性和恰当性**的好教材。

李观仪

1998年8月20日

关于本教材的说明



使用对象与目的:

本教材的使用对象为大、中学生和成年自学者。全套教材1—6级,语法结构从简到繁,句子长度从短到长,会话的场合由易到难,梯度逐渐增加,学习者的听说技能通过每3课一次学习重点的重复,在不知不觉中达到脱口而出说英语的程度。本套教材着重培养学生在现代社会中英语交际的能力,是初级到高级各级英语培训的理想教材,以自修为主,也可供在校师生用于课堂教学。

教材内容:

本套教材由以下各部分组成:

- 主课本及与之完全配套的学习用书
- 教学录音带(包括课文的多种形式的反复操练及全部练习,每册9盘)
- 自学录音带(教学录音带的节选版,包括一遍课文朗读及全部练习,每册4盘)
- 原声录音带(用于提高听说能力的真实环境下的原声带,每册1盘)
- 录像带
- CD-ROM
- VCD

* 录像带、录音带上的内容在主课本及学习用书中分别以“ × × : × × (起始时间)”、“ ”标明。

教材特色:

- 各种载体充分利用,最大程度地调动人与电脑、录音带、录像带的双向交流
- 听说领先,以培养交际能力为目标
- 以学生为中心,强调自学,适合自学
- 真实情景,真实语言材料,地道美国英语

课本介绍:

每级课本包括 1 册主课本和 1 册学习用书,两册书相辅相成、配合使用。每级分为 9 个单元,每单元 3 课。

主课本: 每单元包括 3 篇课文,每篇课文之后是相应的语言学习和实践。

学习用书: 每单元之前简明扼要地列出各课的语言要点。每一课课文前又列出该课的具体语言点,对其加以详尽注释,帮助学生吸收语言材料。每课课文有译文,供学生参考。课文之后是语言学习和巩固实践,学生边看边听边说,有机械性实践,也有灵活性和创造性实践。书后有每单元的自测试题及其答案,同时除每单元之后的分词表外,全书有总的单词表索引。

本教材编译人员:

本教材的编译工作承蒙上海外国语大学和华东师范大学外语学院的部分老师完成,编译人员名单如下:

译者	主审
Book 1: 吴长镛、邹为诚、彭永华、全建强	李观仪
Book 2: 吴长镛、邹为诚、张普湘、彭永华	虞苏美
Book 3: 吴长镛、邹为诚、汪幼枫、张普湘	李观仪
Book 4: 吴长镛、邹为诚、全建强、李干斌	虞苏美
Book 5: 吴长镛、邹为诚、邓昱平、汪幼枫	李观仪
Book 6: 吴长镛、邹为诚、邓昱平、钱晓玲	虞苏美

L O N G M A N

DREI

C O U R S E B O O K

①

BY

LOUIS ALEXANDER

Lesson 1

Introductions I  

1

WILLIAM: Quercio?

TONY: Yes. Q-U-E-R-C-I-O.
Quercio.

WILLIAM: Oh yes, here it is.

2

BARBARA: Excuse me.

Are you Tony Quercio?

TONY: Yes I am.

BARBARA: Are you here
for the American Library
Association Conference?

TONY: Yes. | 21:seusi'eifan | n.协会, 社团, 联合, 合伙

BARBARA: My name's Barbara Seaton.


3


TONY: You're Barbara Seaton!

BARBARA: Yes!

TONY: Barbara Seaton,
of the New York Library?BARBARA: Tony Quercio,
Watson's Bookstores?

TONY: Yes.





4

TONY: How do you do?

BARBARA: How do you do?

It's nice to meet you finally.

TONY: Nice to meet you.

5

WILLIAM: I'm sorry.

TONY: That's all right.

WILLIAM: Mr. Quercio.

Room 412.

TONY: 412.

Great.

WILLIAM: Carl?

Room 412, please.

6

TONY: Well, I'll talk to you later, Barbara.

BARBARA: Of course.

Bye now.

WILLIAM: And welcome to Boston!

7 🗨 Numbers

0 zero	10 ten	20 twenty	100 a hundred
1 one	11 eleven	21 twenty-one	101 a hundred and one
2 two	12 twelve	32 thirty-two	211 two hundred and eleven
3 three	13 thirteen	43 forty-three	322 three hundred and twenty-two
4 four	14 fourteen	54 fifty-four	433 four hundred and thirty-three
5 five	15 fifteen	65 sixty-five	544 five hundred and forty-four
6 six	16 sixteen	76 seventy-six	655 six hundred and fifty-five
7 seven	17 seventeen	87 eighty-seven	766 seven hundred and sixty-six
8 eight	18 eighteen	98 ninety-eight	877 eight hundred and seventy-seven
9 nine	19 nineteen	99 ninety-nine	988 nine hundred and eighty-eight

8 🗨 How do you do?

WILLIAM: My name's William.
What's your name?

TONY: My name's Tony Quercio.

WILLIAM: How do you do?

TONY: How do you do?
Nice to meet you.

9 🗨 How old are you?

WILLIAM: Hello. How old are you?

CHILD: I'm 8 years old.
How old are you?

WILLIAM: I'm 34.

10 🗨 The alphabet

Aa Bb Cc Dd Ee Ff Gg
Hh Ii Jj Kk Ll Mm
Nn Oo Pp Qq Rr Ss Tt Uu
Vv Ww Xx Yy Zz





11 🗣️ What's your name? How do you spell it?

WILLIAM: What's your name please?

BARBARA: It's Barbara Seaton.

WILLIAM: What's your first name?

BARBARA: It's Barbara.

WILLIAM: How do you spell Barbara?

BARBARA: B-A-R-B-A-R-A.

WILLIAM: What's your last name?

BARBARA: It's Seaton.

WILLIAM: How do you spell Seaton?

BARBARA: S-E-A-T-O-N.

12 am, is and are

FULL FORMS AND CONTRACTIONS

FULL FORM	CONTRACTION
I am Barbara.	I'm Barbara.
My name is Barbara.	My name's Barbara.
What is your name?	What's your name?

NEGATIVES

FULL FORM	CONTRACTION
I am not Tony.	I'm not Tony.
My name is not Tony.	My name's not Tony.
	Or: My name isn't Tony.

STATEMENTS AND YES/NO QUESTIONS

STATEMENT	YES/NO QUESTION
You are Tony.	Are you Tony?
Your name is Tony.	Is your name Tony?

YES/NO QUESTIONS AND SHORT ANSWERS

YES/NO QUESTION	YES/NO ANSWER
Are you Tony Quercio?	Yes, I am.
	No, I'm not.

WHAT-QUESTION AND ANSWER

WHAT-QUESTION	ANSWER
What is your name?	Tony.
	Or: It's Tony Quercio.

Introductions II

1

ANNE: Dean, meet Sharon Solaye.
She's our concierge.
Dean is our college intern
for the summer.

SHARON: Nice to meet you, Dean.

DEAN: Hello.
Goodbye.

SHARON: Bye bye.

2

ANNE: William, this is Dean Johnson.
He's the new intern.
Dean, William.

WILLIAM: Hi, Dean.
Welcome to the ...

DEAN: Nice to meet you.

3

ANNE: He isn't here.
SIMON: Hello. What's all this?


ANNE: There you are.
Meet our new intern.

DEAN: My name's Dean Johnson.

SIMON: I'm Simon Wilkinson,
manager of the restaurant.
How do you do?

DEAN: How do you do?





4

SIMON: That's Kevin.
He's our bartender.
Kev! This is Dean.

KEVIN: Hi.

DEAN: Hi.

KEVIN: Are you new?

DEAN: Yeah, I'm the new intern.

KEVIN: Have you met everybody?

5

ANNE: Dean?

DEAN: Well, see you later ...

I'm sorry,
what's your name again?

6 The simple present form of the verb be

AFFIRMATIVE: FULL FORMS AND CONTRACTED FORMS

			I	am	→	I'm
			You	are	→	You're
Dean	is	=	He	is	→	He's
Anne	is	=	She	is	→	She's
The hotel	is	=	It	is	→	It's
Dean and I	are	=	We	are	→	We're
Anne and you	are	=	You	are	→	You're
Dean and Anne	are	=	They	are	→	They're

NEGATIVE: FULL FORMS AND CONTRACTED FORMS

I am not	→	I'm not
You are not	→	You're not/You aren't
He is not	→	He's not/He isn't
She is not	→	She's not/She isn't
It is not	→	It's not/It isn't
We are not	→	We're not/We aren't
You are not	→	You're not/You aren't
They are not	→	They're not/They aren't

7 This is Anne ...



This is Anne Holland.
She is our general manager.



This is Dean Johnson.
He is our college intern.



This is Sharon Solaye.
She's our concierge.



This is Simon Wilkinson.
He's our restaurant manager.



This is Kevin Michaels.
He's our bartender.



Meet Carl and Peter.
They are our porters.

8 Introductions

WILLIAM: Tony, meet Anne Holland.
She's our general manager.
Tony Quercio, Anne Holland.

TONY: How do you do?

ANNE: How do you do?

WILLIAM: Tony, this is Anne.
She's our general manager.
Tony's a salesman.

TONY: Hi!

ANNE: Hi!

9 Subject pronouns and possessive adjectives

	SUBJECT PRONOUNS	POSSESSIVE ADJECTIVES	EXAMPLES
SINGULAR	I	my	I'm Dean. My name is Dean.
	you	your	You're William. Your name is William.
	he	his	He's a bartender. His name is Kevin.
	she	her	She's a concierge. Her name is Sharon.
	it	its	It's (=It is) our cat. Its name is Sam.
PLURAL	we	our	We're porters. Our names are Carl and Peter.
	you	your	You're porters. Your names are Carl and Peter.
	they	their	They're porters. Their names are Carl and Peter.

10 Who's the man on the left?



Dean Johnson	Sharon Solaye	Kevin Michaels
the man	the woman	the man
on the left	in the middle	on the right
20	31	27
an intern	a concierge	a bartender

ANNE: Look at these photos.

BARBARA: Hm.

Who's the man on the left?

ANNE: That's Dean Johnson.

BARBARA: How do you spell his first name?

ANNE: D-E-A-N.

BARBARA: Thanks.

And how do you spell his last name?

ANNE: J-O-H-N-S-O-N.

BARBARA: What does he do?

ANNE: He's an intern.

Job description

1

ANNE: Come in Dean.

 Please sit down.

DEAN: Thanks.

ANNE: Now we can go over your job description.

DEAN: Sure.

2

ANNE: Can you use a word processor, Dean?

DEAN: Yes, I can.

ANNE: Other computer programs?

 Databases?

 Spreadsheets?

DEAN: I can work with computers very well.

ANNE: Good.

