

A R C O

“BWPC-SSA 英语考试系列丛书”

PREPARATION FOR THE

TOEFL *

P.N. 沙利文 G.Y.Q. 钟

95' 最新托福考试指南

6 FULL-LENGTH PRACTICE TESTS WITH EXPLANATIONS
STRATEGIES FOR ANSWERING EVERY QUESTION TYPE
DETAILED ANALYSIS OF THE TOEFL ESSAY TEST
TOTAL COVERAGE OF ALL THE LATEST TEST CHANGES

*Score High on the English Proficiency Test
Required by U.S. and Canadian Colleges*

Macmillan • USA

世界图书出版公司

6TH
EDITION

41.88
655-C535

A R C O

Preparation for the

TOEFL

Test of English as a Foreign Language

(6th Edition)

95' 最新托福考试指南

**PATRICIA NOBLE SULLIVAN
GRACE YI QIU ZHONG**

Macmillan · USA

世界图书出版公司

北京 · 广州 · 上海 · 西安

[京]新登字 193 号

内 容 简 介

本书是根据 1995 年 7 月改题后托福考试的要求编写而成的。书中详细介绍了 1995 年 7 月后托福考试内容和形式上的最新变化,如听力、词汇和写作等部分。全书内容包括托福考试概况;考试技巧和考试要点分析;6 套模拟试题及其答案和解释;模拟试题听力部分的文字材料。

本书为准备参加托福考试的考生提供了最新信息,指明了复习方向,是本必备的辅导书。

Arco Preparation for the TOEFL 6th ed.

P.N.Sullivan & G.Y.Q.Zhong

Original edition published by Macmillan General Reference, A Prentice

Hall Macmillan Company, 15 Columbus Circle

New York, NY 10023

Copyright © 1994 by Grace Yi Qiu Zhong and Patricia Noble Sullivan

ISBN 0-671-87133-1

This reprint jointly published by Beijing World Publishing Corporation/

Simon & Schuster (Asia) Pte Ltd., 1995.

This edition authorized for sale in the Chinese mainland only.

All rights reserved.

Arco 最新托福考试指南 第 6 版 (英文版)

[美] P.N. 沙利文 著
G.Y.Q. 钟

Simon & Schuster (Asia) 股份有限公司

联合重印

世界图书出版公司 北京公司

北京朝阳门内大街 137 号

北京昌平百善印刷厂印刷

新华书店北京发行所发行 各地新华书店经售

*

1995 年 7 月第 一 版 开本: 850×1168 1/16

1995 年 7 月第一次印刷 印张: 27

印数: 00001-10000 字数: 61.7 万字

ISBN 7-5062-2713-4/H. 167

定价: 48.00 元

本书由世界图书出版公司北京公司与 Simon & Schuster (Asia) 股份有限公司联合重印,
由世界图书出版公司北京公司独家在中国大陆发行。

BWPC - SSA 版前言

托福考试辅导书已经出版了不少,但是至今还没有一本介绍托福考试最新变化的辅导书,特别是介绍 1995 年 7 月开始改题后的托福考试辅导书。现在这样一本托福考试的辅导书终于和大家见面了。

《最新托福考试指南》(Arco Preparation for the TOEFL 6th ed.) 由在托福教学辅导方面的权威人士 Patricia Noble Sullivan 和 Grace Yi Qiu Zhong 依照 1995 年 7 月改题后的托福考试的要求编写而成,美国 Prentice Hall Macmillan 出版公司于 1994 年出版。现由“世界图书出版公司北京公司”与“Simon & Schuster (Asia)股份有限公司”联合重印出版此经济版,于 1995 年 6 月开始在中国大陆发行。书中详细介绍了托福考试内容和形式上的最新变化。为了能更有效地测试考生英语语言运用能力,负责编写托福考试试卷的“美国教育考试中心”主要对托福试卷的形式进行了一些改变。

本书详细地介绍和分析了这些变化。例如,1995 年 7 月以后的托福考试的听力部分有了较大的改动。7 月份以前听力的第一部分(Part A)是听单个句子并回答问题,而改题后的第一部分则是听两个人的简短对话并回答问题;第二部分(Part B)的简短对话则变成了长对话;第三部分(Part C)则由对话变为一个人的讲话。另一明显的变化是 1995 年 7 月以后的托福考试试卷中删除了词汇部分,而对词汇部分的测试则在阅读理解部分中得以体现。诸如这些变化及其它的变化在本书中得到了充分的展示,而且模拟考题也是按照改题后的形式出现的。这就为考生提供了条件去充分准备托福考试,把未知的担心变为已知的信心。

本书不仅仅为考生介绍了托福考试的最新变化,而且也是如何准备托福考试的大全。考托福得高分是所有考生的愿望,本书将会帮助您实现这一宿愿。本书内容分为四部分,第一部分是托福(TOEFL)和托福写作(TWE)概况及托福考试的技巧、语法和用法等考试要点;第二部分对这些技巧和要点进行了详细地讲解,而且还提供了 TOEFL 词汇表和介词短语表;第三部分是 6 套最新的托福考试模拟试题以及答案和解释。最后是模拟考试听力部分的全部文字材料。总之,本书尽可能详细地包括了考生参加托福考试时所遇到的问题和难点,有其鲜明的特点。

特点一:模拟试题都是在对很多最近的托福考题进行系统和认真地研究后才编写出来的。编者仔细研究了以往托福试题的分类和出现的频率,并总结出每题的考点。这些考点在模拟试卷中都得到了体现,使之更具实用性和真实性。

特点二:书中的练习也都是与真题有直接关联的,其目的是使考生熟悉和适应新的考题,取得高分。

特点三:本书在研究和讲解托福试卷的每一部分时,都系统地总结出试卷中每部分的考点和要点。其好处是使考生便于总结和归纳,并寻找出规律性的要点,掌握考高分的关键。

特点四:近几年来,托福考试正处在变化的阶段。“美国教育考试中心”正在对已延用多年的托福考试内容和形式进行修改,有的部分作较大的更改,有的部分会被删除。本书及时地反映了托福试卷中出现的最新变化,帮助考生尽快地适应改题后的托福考试试卷。

总之,这本托福考试指南是准备参加托福考试的广大考生必备用书,它将为考生们打开成功之门。

一书在手,成功在望,祝你们好运。

P r e f a c e t o t h e T e s t - T a k e r

Why Use This Book

This book can help you earn high scores on the TOEFL. Here are three important reasons why:

First, the practice tests in this book are very similar to those on the actual TOEFL. The practice tests were developed after a statistical analysis of questions in many recent TOEFL tests. We analyzed the frequency with which certain types of questions occurred on previous TOEFL tests and developed categories of testing points represented by each question. These testing points were then used to write practice questions that are very much like actual TOEFL questions.

Second, every practice question and every strategy relates directly to succeeding on the TOEFL. You won't waste your time or money using a book that has material that is not related to the TOEFL.

Third, this book will help you organize your study by pointing out the common testing points in each section of the TOEFL. These testing points show you what to study to score high on the TOEFL. When you focus on the testing points of the TOEFL questions as you study, you will increase your skills in answering similar questions on the actual TOEFL.

In the next few years there will be major changes in the TOEFL. The Educational Testing Service, which produces the TOEFL, is in the process of making changes that should increase the effectiveness of the test. Some sections that have been standard for many years will be removed. Other sections will change considerably. This TOEFL practice book reflects the most recent TOEFL changes.

How to Get the Most Out of This Book

The major part of this book consists of six practice tests. We know that practice tests help you prepare, and that is why this book gives you six of them. But it is also important for you to practice test-taking skills. We recommend the following approach to this book:

1. Use the Listening Comprehension audio cassette to get the full benefit of the Listening Comprehension practice tests.
2. Read Part One to get a general idea of the TOEFL and TWE and the general rules for taking these tests.
3. Read Part Two to learn about the types of questions, testing points, and test-taking strategies.
4. Take the complete Test 1, following the time limits exactly. First check your answers using the answer key only. If you missed a lot of questions, go back to Part Two and reread the testing points and strategies for the sections that were difficult for you. Then take the practice test again and check the answer key to see if you improved your score. After checking the answer key, read the explanatory answers to check again on the testing points of the questions you missed.
5. Take Practice Tests 2, 3, 4, 5, and 6 just as you took Test 1. Go back and forth between the practice tests and the sections in Part Two that give you information about testing points. Focus especially on the testing points in the areas that are most difficult for you.

A c k n o w l e d g m e n t s

There are several people who helped us in writing this book. Some helped by prewriting questions; others helped by taking the practice tests to test the questions. For their help in prewriting some of the test questions we would like to thank Gail Brenner, David Biggs, Karen Connor, Andrew Levandowski, Jessica Murray, and Xin Liu. Thanks also goes to Zhong Yu Ming for the many hours he spent on test questions and exercises.

For their help in pretesting the sample tests we would like to thank staff, instructors, and students at the English Language Institute at Golden Gate University in San Francisco, California: Director Karen F. McRobie; instructors Michael Smith, Tina Martin, and James J. Ives; and all the students who took the practice tests. An additional thanks goes to Gail Brenner from Santa Cruz Adult School, Santa Cruz, California, and her students for pretesting TOEFL and TWE tests. All of their comments and suggestions assisted us in producing the practice tests in this book. Any errors, however, remain ours alone.

About the Authors

GRACE YI QIU ZHONG came to the United States from Shanghai, China, in 1984. She received a Master of Arts degree in Sports Psychology from California State University, Sacramento, in 1987, and has been coaching TOEFL students since 1989.

PATRICIA NOBLE SULLIVAN is a lecturer at the University of California, Santa Cruz. She is a Ph.D. candidate in Education in Language and Literacy at the University of California, Berkeley. She has taught English and TOEFL in California, China, Taiwan, Afghanistan, and Vietnam.

C o n t e n t s

Preface to the Test-Taker	v
Why Use This Book	v
How to Get the Most Out of This Book	v
Acknowledgments	vi
About the Authors	vi

PART ONE

The Test of English as a Foreign Language

A Bird's-Eye View of the TOEFL and the TWE	3
General Preparation for the TOEFL	7

PART TWO

Sample Questions and Test-Taking Strategies

What Are Testing Points?	11
Listening Comprehension Test	13
Sample Questions	14
Listening Strategies	16
Testing Points	20
Structure and Written Expression Test	31
Sample Questions	31
Structure and Written Expression Strategies	32
Testing Points	33
Prepositional Idioms	48
Vocabulary and Reading Comprehension Test	53
Sample Questions	53
Vocabulary and Reading Comprehension Strategies	54
Testing Points	56
TOEFL Word List	63
Test of Written English (TWE)	79
Sample Questions	79
TWE Strategies	80
TWE Testing Points	80

PART THREE

Six Practice TOEFL Tests

How to Score Your Practice Tests	87
Practice Test 1	91
Answer Key	112
Explanatory Answers	114
Practice Test 2	137
Answer Key	156
Explanatory Answers	158
Practice Test 3	179
Answer Key	200
Explanatory Answers	202
Practice Test 4	225
Answer Key	254
Explanatory Answers	256
Practice Test 5	287
Answer Key	307
Explanatory Answers	309
Practice Test 6	331
Answer Key	350
Explanatory Answers	352

PART FOUR

Tapescripts for Practice Tests

Practice Test 1	372
Practice Test 2	380
Practice Test 3	388
Practice Test 4	397
Practice Test 5	411
Practice Test 6	419

P

A

R

T

ONE

The Test of English as a Foreign Language

C O N T E N T S

A Bird's-Eye View of the TOEFL and the TWE	3
General Preparation for the TOEFL	7

A Bird's-Eye View of the TOEFL and the TWE

What Is the TOEFL?

The letters "TOEFL" stand for "Test of English as a Foreign Language." The purpose of the test is to evaluate the English proficiency of nonnative speakers of English who wish to study in colleges and universities. TOEFL scores are used by more than 2,300 institutions in the United States and Canada. For many of these institutions, you must send in your TOEFL score with your application.

The TOEFL has three sections: 1) Listening Comprehension, 2) Structure and Written Expression, and 3) Vocabulary and Reading Comprehension. The Listening Comprehension section tests your ability to understand English as it is spoken in the United States and Canada. The Structure and Written Expression section tests your ability to recognize standard written English. The Vocabulary and Reading Comprehension section tests your ability to understand reading passages on nontechnical subjects.

There is no single "passing score" for this test. The minimum score for admittance to an institution is set by that institution. Many universities require a score of 550 or higher for entrance, but some schools, especially if they have English language classes, may accept a person with a score below 500.

What Is the TWE?

The letters "TWE" stand for "Test of Written English." This is an essay test that is given on some scheduled TOEFL dates. The TWE is not required by all schools, but if you take the TOEFL on a day that the TWE is given, you must take the TWE. It takes 30 minutes and is scored separately from the TOEFL.

When Are the Tests Given? How Do I Register?

The TOEFL is given almost every month on Fridays and Saturdays in many locations around the world. You can take it as many times as you wish. The applications are in a booklet called "Bulletin of Information for TOEFL and TSE." (The letters "TSE" stand for Test of Spoken English, a test that is not described in this book.)

The Bulletin of Information is free, and it is available at many colleges, universities, and public libraries in the United States and Canada. If you cannot find one in your area, you may request one from the following agencies:

TOEFL/TSE Service
P.O. Box 6151
Princeton, New Jersey 08541-6151
USA
Telephone number 609-951-1100
Fax: 609-771-7681
Telex: 5106859596 ETSSCHO A PRIN

Or
TOEFL/TSE
Trans-Canada Educational Evaluation Services
P.O. Box 162, Station S
Toronto, ON M5M 4L7
Canada
Telephone number 416-789-2331

How Is the TOEFL Changing?

The Educational Testing Service, which produces the TOEFL, is in the process of changing the format of the TOEFL in order to make it a more valid indication of English language ability. Because of the new changes, the format of the practice tests in this book may be different from the format of practice tests in other TOEFL books, especially in the Listening Comprehension section. The differences in the types of Listening Comprehension questions reflect new changes to the TOEFL. Be sure to read the Bulletin of Information carefully before you take the TOEFL in order to understand the latest changes to the test. Though this practice book was accurate at the time of publication, changes to the exam may have occurred since then.

How Long Are the Tests?

There is more than one form of the TOEFL, and the forms have different lengths. On some testing days, extra questions are added to the TOEFL. These questions are being tested for use in future TOEFL exams. You will not know which questions are the "test" questions, and you do not need to know, for these questions are not counted in your TOEFL score. This long form has the same value as the more common shorter TOEFL form. It does not matter which form you take; all scores are equivalent.

If you decide that you would rather take the shorter form of the TOEFL, sign up for the TOEFL on a day when the TWE is given. You can be fairly certain that the shorter form will be given when the TWE is given. Even if your institution does not require the TWE, it is good practice for you to take the TWE, and you do not have to submit the score to your institution. The TOEFL and TWE scores are not combined. On the days when the TWE is not given, your TOEFL may be the longer form. Generally speaking, the longer form of the TOEFL is harder for most foreign students because it requires more mental energy to complete the test. To help you prepare for either form of the test, Practice Test 4 in this book provides an example of the longer form.

Summary of Test Formats

NOTE: The TOEFL is in the process of being changed. Check the latest Bulletin of Information for TOEFL to see if the summary below is accurate for the test you will take.

Test Times

	<i>Standard (Short Form)</i>	<i>Long Form</i>
Filling out forms	30 minutes (approx.)	30 minutes (approx.)
TWE	30 minutes	
TOEFL		
Listening Comprehension	30 minutes (approx.)	50 minutes (approx.)
Structure and Written Expression	25 minutes	35 minutes
Vocabulary and Reading	45 minutes	65 minutes
Comprehension		
Total for TOEFL	1 hour and 40 minutes	2 hours and 30 minutes
Total Time in Testing Center	2 hours and 40 minutes	3 hours

Test Questions

	<i>Standard (Short Form)</i>	<i>Long Form</i>
Section 1: Listening Comprehension		
Part A: Short Conversations	20	30
Part B: Long Conversations	15	25
Part C: Talks	15	25
Total	50	80
Section 2: Structure and Written Expression		
Sentence Completion	15	23
Error Identification	25	37
Total	40	60
Section 3: Vocabulary and Reading Comprehension		
Vocabulary	30	45
Reading Comprehension	30	45
Total	60	90
TOEFL Total Questions	150	230

General Preparation for the TOEFL

Learn the Rules of TOEFL and Apply Them to the Practice Tests



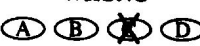



Taking the TOEFL is like playing a game. In order to play the game well, you need to know the rules of the game, and you must be able to apply the rules without spending a lot of time thinking about them. If you are very familiar with the rules, you will feel less anxious, and you will be better able to concentrate on the test itself.

Here are some of the key rules of TOEFL:

1. You can work on only one section at a time. During the time limit for one particular section, you may not turn back to the previous section or turn ahead to the next section.
2. You may not turn the page and read ahead while the Listening Comprehension directions are being read.
3. You must not make any marks in your test booklet or on your answer sheet (except for filling in the answer ovals).
4. There is no penalty for choosing the wrong answer. You should take advantage of this rule by answering every question, even if you have to guess.
5. Only one answer is allowed for each question. If you mark two answers for one question, you get no credit for that question.
6. There is no rest break during the test. If you have to leave to use the restroom or for any other reason, you may do so, but you lose valuable test time.
7. When the stop time is called, you must stop writing immediately and close your test booklet. If you do not stop writing, you risk getting no credit for the entire test and having to repeat the TOEFL at another time.

Mark Your Answer Sheet in the Correct Way

There is only one correct way to mark your answers on the answer sheet. Look at the examples below of the correct and incorrect ways of filling in the answer spaces.

CORRECT 	WRONG 	WRONG 
WRONG 	WRONG 	WRONG 

Each time you take a practice test, use the special answer sheet to record your answers, and practice filling in the ovals correctly. Then, you will feel comfortable with this way of marking answers, and you will do it automatically at the real test.

When you take the test, you need to go back and forth between your test booklet and your answer sheet. This is sometimes difficult to do. You do not want to lose time by having to search for your place in the answer book. And you certainly do not want to make an error by marking your answer in the wrong place. To avoid these mistakes and to save time, practice using both hands to mark your place. If you are right-handed, keep your left hand on the question in your test booklet and use your right hand to mark your place on the answer sheet. After you mark an answer, keep your pencil on that place without moving it until you are ready to mark your next answer. With one hand on the question and one hand on the answer sheet, you will be able to keep track of where you are at all times. If you practice this procedure while you take the practice tests in this book, it will seem comfortable to you when you take the real test.

Eliminate Incorrect Answer Choices

On the TOEFL there is no penalty for choosing an incorrect answer; therefore, you should answer every question, even if you have to guess. If you randomly guess one answer out of four choices, your chance of getting that answer correct is 25 percent. If you randomly guess one answer out of three choices, your chance of getting that answer correct is 33 percent. If you randomly guess out of two choices, your chance of getting a correct answer is 50 percent. That means if you can eliminate two of the answer choices, you increase your chance of being correct from 25 percent to 50 percent.

Ways to Eliminate Answer Choices If You Do Not Know the Correct Answer

1. First, look at all the answer choices and eliminate those that "seem" wrong even if you do not know the reason they may be wrong.
2. Second, try to figure out the testing point and think of the strategies you have learned in this book. (You will read more about testing points in Part Two of this book.)
3. Third, and last, mark one letter (A, B, C, or D) for all the remaining unanswered questions. This is not a very good strategy, but if you know you cannot finish in the time you have left, it is better to fill in the ovals than leave them blank. You may gain a point or two by pure luck.

On the Day of the Test

1. Bring your admission ticket, your passport, and two sharpened #2 pencils.
2. Get to the testing center in plenty of time to find the room and show your entry ticket.
3. Choose a seat where you feel comfortable. Sit down and take some deep breaths to relax.

P A R T

TWO

Sample Questions and Test-Taking Strategies

C O N T E N T S

What Are Testing Points?	11
Listening Comprehension Test	13
Structure and Written Expression Test	31
Vocabulary and Reading Comprehension Test	53
Test of Written English (TWE)	79