

九年义务教育小学英语教科书(外研社版)教辅



小学生步步高系列

小学英语课堂练习编写组 编

小学英语课堂练习

第三册

听·说·读·写

五、六年制小学通用



安徽科学技术出版社

· 小学生步步高系列 ·

九年义务教育小学英语教科书(外研社版)教辅

小学英语课堂练习

五、六年制小学通用

第三册

小学英语课堂练习编写组 编

安徽科学技术出版社

图书在版编目(CIP)数据

小学英语课堂练习. 第3册:外研社版/《小学英语课堂练习》编写组编. —合肥:安徽科学技术出版社, 2002.7

(小学生步步高系列)

ISBN 7-5337-2472-0

I. 小… I. 小… II. 英语课-小学 习题
IV. G624.315

中国版本图书馆 CIP 数据核字(2002)第 042304 号

*

安徽科学技术出版社出版

(合肥市跃进路1号新闻出版大厦)

邮政编码:230063

电话号码:(0551)2825419

新华书店经销 合肥义兴印刷厂印刷

*

开本:787×1092 1/16 印张:5 字数:124千

2002年7月第1版 2002年7月第1次印刷

印数:120 000


ISBN 7-5337-2472-0/G·559 定价:4.90元

(本书如有倒装、缺页等问题,请向本社发行科调换)

Contents 目录

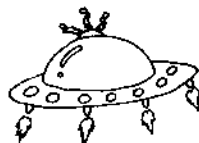
Unit 1 Get Ready 准备

Lesson 1	第一课	1
Lesson 2	第二课	2
Lesson 3	第三课	4
More Practice	训练	5
Lesson 4	第四课	6
Lesson 5	第五课	8



Unit 2 Looking Around 环顾四周

Lesson 1	第一课	10
Lesson 2	第二课	12
Lesson 3	第三课	14
More Practice	训练	15
Lesson 4	第四课	16
Lesson 5	第五课	18
More Practice	训练	19



Unit 3 Visiting Friends 看朋友

Lesson 1	第一课	21
Lesson 2	第二课	23
Lesson 3	第三课	25
More Practice	训练	26
Lesson 4	第四课	28
Lesson 5	第五课	30
More Practice	训练	30



Unit 4 Revision 复习

More Practice 训练 33

Culture 1 Halloween 万圣节 35



Unit 5 Beth at the Mall 贝思在商场

Lesson 1 第一课 37

Lesson 2 第二课 39

Lesson 3 第三课 41

More Practice 训练 43

Lesson 4 第四课 44

Lesson 5 第五课 46

More Practice 训练 48



Unit 6 Jia Ming at School 贾明在学校

Lesson 1 第一课 50

Lesson 2 第二课 52

Lesson 3 第三课 53

More Practice 训练 55

Lesson 4 第四课 56

Lesson 5 第五课 57

More Practice 训练 59



Unit 7 Revision 复习

More Practice 训练 61

Culture 2 Moon Festival 中秋节 64

Tape Scripts 录音内容 66





Lesson 1 第一课

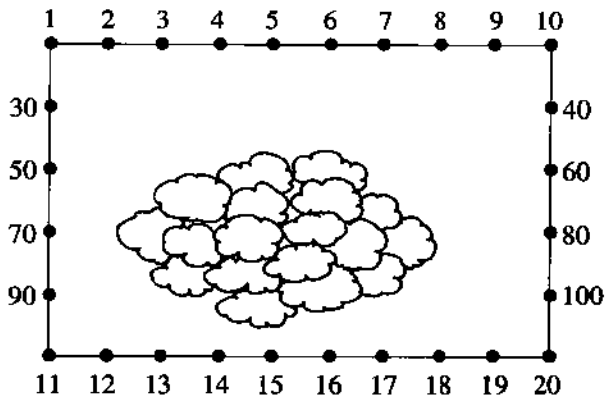
Notes 课文注解

Dialogs 对话

- A: Hello. I'm Jia Ming. What's your name? 你好。我是贾明。你叫什么名字?
 B: I'm Pluto. This is Jupiter. 我是布鲁托。这是丘比特。
 A: Hi. How are you? 你好。你身体好吗?
 B: I'm fine, thanks. 我很好,谢谢。


Exercises 练习

听录音,连线




看图,圈出正确的句子

1.




- A. What's your name?
B. How old are you?

2.



- A. What's ten and ten?
B. Are you ten?

3.



- A. How old are you?
B. How are you?

4.



- A. This is Jupiter.
B. This is Jia Ming.

Lesson 2 第二课

Notes 课文注解

Language Focus 语言点

Now it's your turn. 现在轮到你了。

Actions 活动

- | | |
|-------------------------|----------|
| 1. Look around. | 环顾四周。 |
| 2. Wave to your friend. | 向你的朋友招手。 |
| 3. Shake hands. | 握手。 |
| 4. Take a picture. | 拍张照片。 |

Exercises 练习

● 听录音, 圈出你所听到的内容

Seventy.

Look around.

Seventeen.

How are you?

Thirteen.

I'm Pluto.





How old are you?

Thirty.



This is Jia Ming.

● 读一读, 看一看, 图意与句意相符的画 😊, 不相符的画 ☹️



1. Take a picture.



2. Shake hands.



3. Wave to your friend.



Lesson 3 第三课

Notes 课文注解

Vocabulary 词汇

happy ['hæpi] 幸福的,愉快的

sad [sæd] 悲伤的,可怜的

surprised [sə'praɪzd] 令人吃惊的,惊奇的

tired ['taɪəd] 疲劳的,累的

sick [sɪk] 有病的,身体不舒服的

scared [skɛəd] 恐惧的,吓坏了的


Dialogs 对话

A: Are you scared? 你害怕吗?

B: No, I'm not. 不,我不害怕。 替换练习: Yes, I am. 是,我害怕。

Exercises 练习

● 听录音,打“√”或打“×”




● 看图,连线

1. He's happy.

2. It's sad.

3. He's surprised.



4. She's tired.

5. It's sick.

6. She's scared.

改错, 每句中的画线部分均有一处错误, 请将错误部分的标号写在题前的括号中, 并改正

() 1. I are happy .
 A B C D

() 2. He's tired, I too .
 A B C D






() 3. —How are you?
 A
 —I'm fine. Thanks you.
 B C D

() 4. —What's you name?
 A B
 —I'm Pluto.
 C D

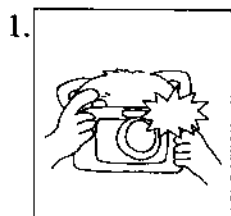
() 5. I'm Jia Ming. This's Pluto.
 A B C D

More Practice 训练


听录音, 打“√”或打“×”




看图, 圈出符合图意的句子并抄写下来




- A. I'm Jia Ming.
B. I'm taking a picture.



- A. Look around.
B. Shake hands.



- A. She's waving to her friend.
B. Shake hands.



- A. Shake hands.
B. Take a picture.

Lesson 4 第四课













Notes 课文注解

Dialogs 对话

- A: I'm Sandy. What's your name? 我是珊迪。你叫什么名字?
B: I'm Pluto. 我是布鲁托。
A: Hello, Pluto. How are you? 你好, 布鲁托。身体好吗?
B: I'm fine, thanks. Are you happy? 我很好, 谢谢。你快乐吗?
A: Yes, I am. 是的, 我快乐。

Exercises 练习


听录音, 圈出你所听到的内容

1.			
2.			
3.			
4.			

看圈, 圈出符合图意的单词或句子

1. 90

- A. nine
- B. nineteen
- C. ninety



- A. I'm happy.
- B. I'm sad.
- C. I'm tired.



- A. This is Jia Ming.
- B. This is Jupiter.
- C. I'm Pluto.

4.




- A. Shake hands.
- B. Wave to your friend.
- C. Look around.

5.



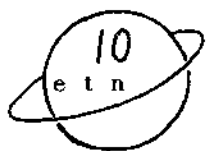
- A. Take a picture.
- B. I'm happy.
- C. Shake hands.

6.



- A. Wave to your friend.
- B. Look around.
- C. Shake hands.

根据图和字母写单词



Handwriting lines for planet word.




Handwriting lines for happy word.




Handwriting lines for box word.



Handwriting lines for tiffy word.



Handwriting lines for table word.



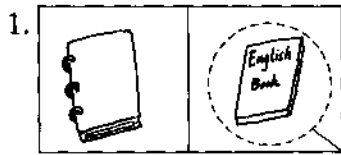
Handwriting lines for desk word.

Lesson 5 第五课

Exercises 练习

听录音, 画圈, 连线

apple	lemon	desk	table	notebook	English book	kite	cat






apple

kite


desk

English book




读一读,看一看,图意与句意相符的画 😊,不相符的画 ☹️

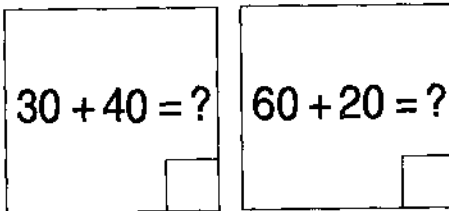
1. I'm a happy boy.




2. She isn't scared.



3. It is 80.



4. Shake hands.



看图,填入所缺单词

A: Hello. _____ Pluto. What's _____ name?

B: _____ Jupiter. How _____ you?

A: _____ fine. Thank _____.


Are _____ happy?

B: No, I'm not _____. Look!

Here's a snake.

A: Are you _____ ?

B: Yes, _____ scared.





Lesson 1 第一课

Notes 课文注解

Dialogs 对话


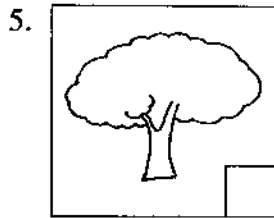
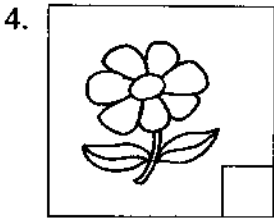
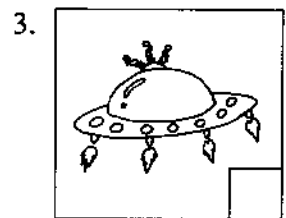

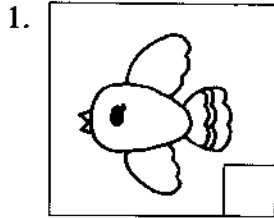
- | | |
|------------------------|-----------|
| A: Look at the bird. | 看这只小鸟。 |
| B: It's nice! | 真漂亮啊! |
| A: Look at the flower. | 看这朵花。 |
| B: It's big! | 真大啊! |
| A: Time to go home. | 到回家的时间了。 |
| B: OK! Let's go! | 好吧! 我们走吧! |
| A: How do you go home? | 你怎么回家? |
| B: By car. | 坐车(回家)。 |
| A: How do you go home? | 你怎么回家? |
| B: On foot. | 步行。 |

Vocabulary 词汇

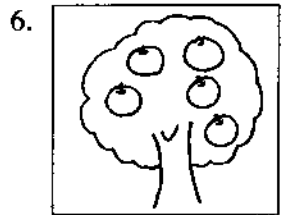
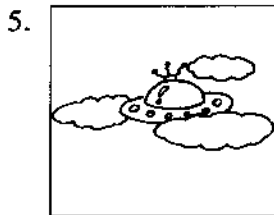




- | | |
|---------------------------|-----------------|
| flower [ˈflaʊə] 花 | tree [tri:] 树 |
| frog [frɒg] 青蛙 | bird [bɜ:d] 鸟 |
| bus [bʌs] 公共汽车 | car [kɑ:] 小汽车 |
| spaceship [ˈspeɪʃɪp] 宇宙飞船 | bike [baɪk] 自行车 |

Exercises 练习

● 听录音,打“√”或打“×”



● 根据图意,将序号填在相应的对话前



() —Look at the frog.
—Oh, it's nice.

() —Where is the spaceship? Do you know?
—Yes. Look! It's in the sky.
—Oh! How nice!

- () —Look at that little bird.
—Where is it?
—It's in the tree.
- () —Look at the flower on the grass.
—Oh, how big it is!
- () —Look! Is that your bike?
—Yes. My bike is under the tree.
- () —Look! What are those on the tree?
—They are some apples.

Lesson 2 第二课

Notes 课文注解

Dialogs 对话

- | | |
|------------------------|---------|
| A: How do you go home? | 你怎么回家? |
| B: By car. | 乘车。 |
| A: How do you go home? | 你怎么回家? |
| B: On foot. | 步行。 |
| A: Goodbye. | 再见。 |
| B: See you later. | 再见(回见)。 |

Actions 活动

- | | |
|----------------------|-------|
| 1. Come here. | 过来。 |
| 2. Look left. | 朝左看看。 |
| 3. Look right. | 朝右看看。 |
| 4. Cross the street. | 过马路。 |