The background image is a photograph of a modern interior. It features a large, warm-toned wall in shades of brown and orange. In the foreground, there is a wooden dining table with a bowl of dark beans. Behind the table are several wooden chairs with vertical slats. To the left, there are two wicker armchairs. In the background, a brick fireplace is visible, and a small red toy car is on the floor. The overall aesthetic is minimalist and modern.

200 TIPS FOR --- MODERN INTERIOR DESIGN

Marta Serrats

200 TIPS FOR

MODERN
INTERIOR
DESIGN

Marta Serrats

FIREFLY BOOKS



A FIREFLY BOOK

Published by Firefly Books Ltd. 2010

Copyright © 2010 LOFT Publications

All rights reserved. No part of this publication may be reproduced, stored in a retrieval system, or transmitted in any form or by any means, electronic, mechanical, photocopying, recording or otherwise, without the prior written permission of the Publisher.

First printing

Publisher Cataloging-in-Publication Data (U.S.)

Serrats, Marta, 1979–

200 tips for modern interior design / Marta Serrats.

[800] p. : col. photos. ; cm.

Summary: Ideas, suggestions and visual solutions, along with decorative resources and trends in design.

ISBN-13: 978-1-55407-774-8

ISBN-10: 1-55407-774-5

1. Interior decoration. 2. Interior decoration—Handbooks, manuals, etc. I. Title.
747 dc22 NK2115.S477 2010

Library and Archives Canada Cataloguing in Publication

Serrats, Marta

200 tips for modern interiors design / Marta Serrats.

Includes index.

ISBN-13: 978-1-55407-774-8

ISBN-10: 1-55407-774-5

1. Interior decoration. I. Title. II. Title: Two hundred tips for
modern interior design.

NA2850.S47 2010

729

C2010-901175-9

Published in the United States by

Firefly Books (U.S.) Inc.

P.O. Box 1338, Ellicott Station

Buffalo, New York 14205

Published in Canada by

Firefly Books Ltd.

66 Leek Crescent

Richmond Hill, Ontario L4B 1H1

Printed in China

200 Tips for Modern Interior Design was developed by

Loft Publications, S.L.

Via Laietana, 32, 4º, of. 92

08003 Barcelona, Spain

T +34 932 688 088

F +34 932 687 073

loft@loftpublications.com

www.loftpublications.com

Executive editor: Paco Asensio

Editorial coordination: Catherine Collin y Simone K. Schleifer

Editor: Marta Serrats

Text: Marta Serrats, Suzanne Wales


Illustrations: Francesc Zamora Mola

Translation: Equipo de edición

Art director: Mireia Casanovas Soley

Layout: Conxi Papió

Cover design: Jacqueline Hope Raynor



6 INTRODUCTION

8 ENTRANCES & HALLWAYS

74 ENTRANCE & HALLWAY FURNITURE

80 LIVING ROOMS

202 IDEAS FOR LIVING ROOMS

208 LIVING ROOM FURNITURE

214 DINING ROOMS

274 IDEAS FOR DINING ROOMS

280 DINING ROOM FURNITURE

286 HOME OFFICES

376 HOME OFFICE FURNITURE

382 KITCHENS

504 IDEAS FOR KITCHENS

510 KITCHEN FURNITURE

516 BEDROOMS

580 IDEAS FOR BEDROOMS

586 BEDROOM FURNITURE

592 BATHROOMS

580 IDEAS FOR BATHROOMS

586 BATHROOM FURNITURE

660 STUDIO APARTMENTS

734 IDEAS FOR STUDIO APARTMENTS

738 STUDIO APARTMENT FURNITURE

744 OUTDOOR SPACES

784 OUTDOOR FURNITURE

790 DIRECTORY

200 TIPS FOR
MODERN
INTERIOR
DESIGN

200 TIPS FOR
MODERN
INTERIOR
DESIGN

Marta Serrats

FIREFLY BOOKS



A FIREFLY BOOK

Published by Firefly Books Ltd. 2010

Copyright © 2010 LOFT Publications

All rights reserved. No part of this publication may be reproduced, stored in a retrieval system, or transmitted in any form or by any means, electronic, mechanical, photocopying, recording or otherwise, without the prior written permission of the Publisher.

First printing

Publisher Cataloging-in-Publication Data (U.S.)

Serrats, Marta, 1979–

200 tips for modern interior design / Marta Serrats.

[800] p. : col. photos. ; cm.

Summary: Ideas, suggestions and visual solutions, along with decorative resources and trends in design.

ISBN-13: 978-1-55407-774-8

ISBN-10: 1-55407-774-5

1. Interior decoration. 2. Interior decoration—Handbooks, manuals, etc. I. Title.
747 dc22 NK2115.S477 2010

Library and Archives Canada Cataloguing in Publication

Serrats, Marta

200 tips for modern interiors design / Marta Serrats.

Includes index.

ISBN-13: 978-1-55407-774-8

ISBN-10: 1-55407-774-5

1. Interior decoration. I. Title. II. Title: Two hundred tips for
modern interior design.

NA2850.S47 2010

729

C2010-901175-9

Published in the United States by

Firefly Books (U.S.) Inc.

P.O. Box 1338, Ellicott Station

Buffalo, New York 14205

Published in Canada by

Firefly Books Ltd.

66 Leek Crescent

Richmond Hill, Ontario L4B 1H1

Printed in China

200 Tips for Modern Interior Design was developed by

Loft Publications, S.L.

Via Laietana, 32, 4º, of. 92

08003 Barcelona, Spain

T +34 932 688 088

F +34 932 687 073

loft@loftpublications.com

www.loftpublications.com

Executive editor: Paco Asensio

Editorial coordination: Catherine Collin y Simone K. Schleifer

Editor: Marta Serrats

Text: Marta Serrats, Suzanne Wales


Illustrations: Francesc Zamora Mola

Translation: Equipo de edición

Art director: Mireia Casanovas Soley

Layout: Conxi Papió

Cover design: Jacqueline Hope Raynor



6 INTRODUCTION

8 ENTRANCES & HALLWAYS

74 ENTRANCE & HALLWAY FURNITURE

80 LIVING ROOMS

202 IDEAS FOR LIVING ROOMS

208 LIVING ROOM FURNITURE

214 DINING ROOMS

274 IDEAS FOR DINING ROOMS

280 DINING ROOM FURNITURE

286 HOME OFFICES

376 HOME OFFICE FURNITURE

382 KITCHENS

504 IDEAS FOR KITCHENS

510 KITCHEN FURNITURE

516 BEDROOMS

580 IDEAS FOR BEDROOMS

586 BEDROOM FURNITURE

592 BATHROOMS

580 IDEAS FOR BATHROOMS

586 BATHROOM FURNITURE

660 STUDIO APARTMENTS



734 IDEAS FOR STUDIO APARTMENTS

738 STUDIO APARTMENT FURNITURE

744 OUTDOOR SPACES

784 OUTDOOR FURNITURE

790 DIRECTORY






— 6 INTRODUCTION

Modern interiors are created to suit the occupants' lifestyles. Interiors reflect the spirit of our time, how we live and how we work. In this book, examples of present-day homes are categorized by room and illustrate the trends and influences that have inspired modern interior design.

The interior design of our homes reveals our interests and our personality. Our homes are our refuge, where we escape from daily stress. In an age where we are exposed to a constant barrage of information and influences, we like to think of our homes as places where we only let in the parts of this cultural barrage that interest us.

Consequently, our homes have become an expression of our reaction to, and interpretation of, these influences. Among many trends, the minimalist approach has been like a breath of fresh air for a society overwhelmed by information and speed.



Some modern interior designs achieve a unique interaction with our environment, which offers the richness and diversity of cultures, art and technologies. Graphic design, industrial design, fashion design, music and visual arts have all been used in the creation of meaningful and visually attractive spaces.

In general terms, we can observe three important traits in modern rooms: comfort, quality and harmony. Everyone wants to be comfortable in their own home. The rooms should convey a sense of relaxation, and the individual sharing the space should feel pampered in a friendly atmosphere.

Contemporary design might be shifting away from the pure, almost clinical aesthetic of minimalism, but simplicity and subtle sophistication remain the elements that fundamentally define contemporary decorating. In this type of modern design, an antique


can be placed alongside another straight-lined piece of furniture. These interiors showcase space in harmony with things. The void of the space becomes as important as the objects within it. Modern interiors use materials, colors, textures and light to satisfy the desires and needs of the occupant, all in an effort to make life more pleasant, comfortable and easy.

Each illustration and photograph was chosen first for its informational value. The aim of this book is to deepen your appreciation of modern interior design; emphasis is placed on rooms with a specific function that are also effective backgrounds for people.



This volume gathers these examples categorized by room, illustrating numerous ideas that are visually attractive and creative.



ENTRANCES & HALLWAYS



ARTIFORT



Which room in your home do you use most? While many would say kitchen or bathroom the reality is that entrances, hallways and staircases are the spaces that receive the most traffic. They are also the ones that generally receive the least attention. How often are the adjectives dark and dank used to describe a hallway or flight of stairs?

It doesn't need to be this way. Entrances, hallways and staircases should be well lit and well maintained, and they deserve the same attention to detail and design given to any other domestic space, more so when you consider safety and security factors. Your front entrance is your home's threshold, the first thing that people (including yourself) encounter when they arrive. All the more reason to keep it neat and illuminated and to incorporate a personal design feature as a prelude to the distinct style of the rest of your home. It could be a matter of choosing the right doorknob, door finish or frame, a beautiful outdoor light fixture, a stylish welcome

mat or even putting a stunning potted plant on the landing; any evocative element will create anticipation and excitement in people upon entering your home.

Staircases in and of themselves have always been a sign of prosperity, especially the ornately carved wood models of 19th-century mansions. Unless you have a degree in engineering, constructing staircases is best left to a professional, who will be familiar with building codes and safety regulations. Stair design has changed little over the centuries, but safety and ease of ascent and descent should take priority over everything else. Straight run (or "ladder") type stairs are ideal for short ascents — from a basement or to an attic for example. Floating, or hanging, staircases are the cheapest to install, and are mainly used for straight runs. L-shaped stairs have a landing at some point, and U-shaped stairs have flights that are parallel to each other. Modern loft and duplex living has seen



a resurgence in spiral, or circular, staircases. Many manufacturers make them, usually in metal or even tough plastic, though the latter is not recommended except for perhaps a garage or workshop. They are also available in wood, which is a lovely, if costly, alternative. A big consideration with metal staircases is the noise factor. If they are located inside, metal steps (whether spiral or not) should be covered in a material that absorbs noise. This will also make spiral stairs easier to navigate. Stairs should, of course, be well lit, whether artificially or naturally. Most staircases are fitted into a shaft or "well", which is an ideal space to install windows or, better still, a skylight. They do not need to be huge. Even the smallest box-type "fixed" window (one that cannot be opened) will let in enough natural light to guide your way. The same rule applies to hallways. If windows are not an option, use well-placed spotlights, especially in the turns and landings.

Both hallways and staircases should be kept free of clutter, for safety and aesthetic reasons. The narrow nature of these spaces makes it impossible to view objects and pictures adequately, so find a place in the living room for your favorite abstract painting. Instead, put your efforts into the floor covering. In hallways, fix low-pile carpets and runners to the floor with a carpet pad, such as felt. Step surfaces must have a safe tread, which should be chosen at the initial design stage. Choose a tread that fits your needs, but be creative. Opt for a contrasting color of carpet, stone or wood that complements your main floor covering or some other element. Handrails, should you need them, are also an opportunity to add some personal style into your staircase. Opening out a hallway can often be as easy as removing the doors to the rooms that lead off it. You will be amazed at how much space you can free up.

Rear and secondary entrances should be wide and flexible enough to bring the outdoors in, effortlessly incorporating your outdoor terrace, deck or garden into the main living areas. If security is an issue, install large, "fixed" windows and a single safety door as opposed to sliding or folding doors. At the front entrance, even tiny reception or entrance halls can be given added personality with a sculpture or piece of wall art, the first thing your visitor sees when they enter your private world.



© ross honeysett

此为试读, 需要完整PDF请访问: www.ertongbook.com