
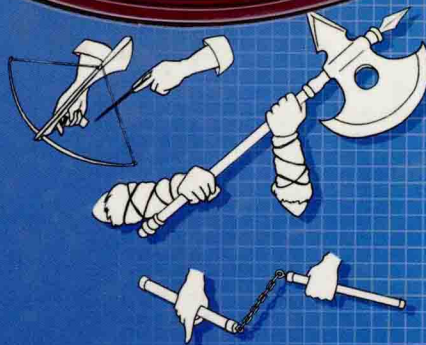


EASY-TO-USE TEMPLATES SUPPLIED ON CD

MANGA CLIP ART

Everything you need to create your own professional-looking manga artwork



INCLUDES 30-DAY TRIAL VERSION OF
ADOBE® PHOTOSHOP® ELEMENTS

MANGA CLIP ART

Everything you need to create your own professional-looking manga artwork

Hayden Scott-Baron



I L E X

CONTENTS

Manga Clip Art

First published in the United Kingdom in 2006 by
ILEX
The Old Candlemakers
West Street, Lewes
East Sussex
BN7 2NZ

ILEX is an imprint of The Ilex Press Ltd
Visit us on the web at:
www.ilex-press.com

Copyright © 2006 The Ilex Press Limited

This book was conceived by
ILEX, Cambridge, England

ILEX Editorial, Lewes:
Publisher: Alastair Campbell
Managing Director: Stephen Paul
Creative Director: Peter Bridgewater
Managing Editor: Tom Mugridge
Editor: Adam Juniper
Art Director: Julie Weir
Design: Kate Haynes & Adam Juniper

ILEX Research, Cambridge:
Development Art Director: Graham Davis
Technical Art Editor: Nicholas Rowland

Any copy of this book issued by the publisher as a paperback is sold subject to the condition that it shall not by way of trade or otherwise be lent, resold, hired out, or otherwise circulated without the publisher's prior consent in any form of binding or cover other than that in which it is published and without a similar condition including these words being imposed on a subsequent purchaser.

British Library Cataloguing-in-Publication Data
A catalogue record for this book is available from
the British Library

ISBN 10 – 1-904705-83-9
ISBN 13 – 978-1-904705-83-3

All rights reserved. No part of this publication may be reproduced or used in any form, or by any means – graphic, electronic, or mechanical, including photocopying, recording, or information storage-and-retrieval systems – without the prior permission of the publisher.

Printed and bound in China

For more information on this title please visit:
www.web-linked.com/mngtuk

Introduction 6

On the disc 9

DIGITAL MANGA

Introduction to digital art 12

Photoshop and Photoshop Elements 14

Photoshop tools 16

Photoshop brushes 18



CONTENTS

Manga Clip Art

First published in the United Kingdom in 2006 by
ILEX
The Old Candlemakers
West Street, Lewes
East Sussex
BN7 2NZ

ILEX is an imprint of The Ilex Press Ltd
Visit us on the web at:
www.ilex-press.com

Copyright © 2006 The Ilex Press Limited

This book was conceived by
ILEX, Cambridge, England

ILEX Editorial, Lewes:
Publisher: Alastair Campbell
Managing Director: Stephen Paul
Creative Director: Peter Bridgewater
Managing Editor: Tom Mugridge
Editor: Adam Juniper
Art Director: Julie Weir
Design: Kate Haynes & Adam Juniper

ILEX Research, Cambridge:
Development Art Director: Graham Davis
Technical Art Editor: Nicholas Rowland

Any copy of this book issued by the publisher as a paperback is sold subject to the condition that it shall not by way of trade or otherwise be lent, resold, hired out, or otherwise circulated without the publisher's prior consent in any form of binding or cover other than that in which it is published and without a similar condition including these words being imposed on a subsequent purchaser.

British Library Cataloguing-in-Publication Data
A catalogue record for this book is available from
the British Library

ISBN 10 – 1-904705-83-9
ISBN 13 – 978-1-904705-83-3

All rights reserved. No part of this publication may be reproduced or used in any form, or by any means – graphic, electronic, or mechanical, including photocopying, recording, or information storage-and-retrieval systems – without the prior permission of the publisher.

Printed and bound in China

For more information on this title please visit:
www.web-linked.com/mngtuk

Introduction 6

On the disc 9

DIGITAL MANGA

Introduction to digital art 12

Photoshop and Photoshop Elements 14

Photoshop tools 16

Photoshop brushes 18



MANGA CLIP ART

Everything you need to create your own professional-looking manga artwork





MANGA CLIP ART

Everything you need to create your own professional-looking manga artwork

Hayden Scott-Baron



I L E X

Manga Clip Art

First published in the United Kingdom in 2006 by
ILEX
The Old Candlemakers
West Street, Lewes
East Sussex
BN7 2NZ

ILEX is an imprint of The Ilex Press Ltd
Visit us on the web at:
www.ilex-press.com

Copyright © 2006 The Ilex Press Limited

This book was conceived by
ILEX, Cambridge, England

ILEX Editorial, Lewes:
Publisher: Alastair Campbell
Managing Director: Stephen Paul
Creative Director: Peter Bridgewater
Managing Editor: Tom Mugridge
Editor: Adam Juniper
Art Director: Julie Weir
Design: Kate Haynes & Adam Juniper

ILEX Research, Cambridge:
Development Art Director: Graham Davis
Technical Art Editor: Nicholas Rowland

Any copy of this book issued by the publisher as a paperback is sold subject to the condition that it shall not by way of trade or otherwise be lent, resold, hired out, or otherwise circulated without the publisher's prior consent in any form of binding or cover other than that in which it is published and without a similar condition including these words being imposed on a subsequent purchaser.

British Library Cataloguing-in-Publication Data
A catalogue record for this book is available from
the British Library

ISBN 10 – 1-904705-83-9
ISBN 13 – 978-1-904705-83-3

All rights reserved. No part of this publication may
be reproduced or used in any form, or by any means –
graphic, electronic, or mechanical, including photocopying,
recording, or information storage-and-retrieval systems –
without the prior permission of the publisher.

Printed and bound in China

For more information on this title please visit:
www.web-linked.com/mngtuk

CONTENTS

Introduction 6

On the disc 9

DIGITAL MANGA

Introduction to digital art 12

Photoshop and Photoshop Elements 14

Photoshop tools 16

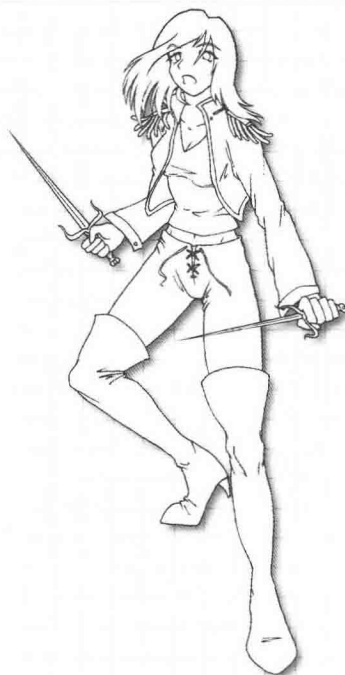
Photoshop brushes 18



Creating characters	20
Blocking in base colors	26
Choosing colors	30
Cel shading	32
Highlights and details	36
Airbrush technique	40
Natural media	44

CHARACTERS

Contemporary	50
Sci-fi	62
Traditional Asian	70
Warrior	74
Children	82
Chibi	90
Good monsters	98
Evil monsters	102
Mecha (giant robot)	106




ALTERNATIVE STYLES

Cute	112
Monsters and aliens	116

BACKGROUNDS AND ACCESSORIES

Backgrounds	
• Volcano	120
• Street scene	121
• Village	122
• Hangar	123
• School	124
• Waterfront	125
Accessories	126
Contributors	128

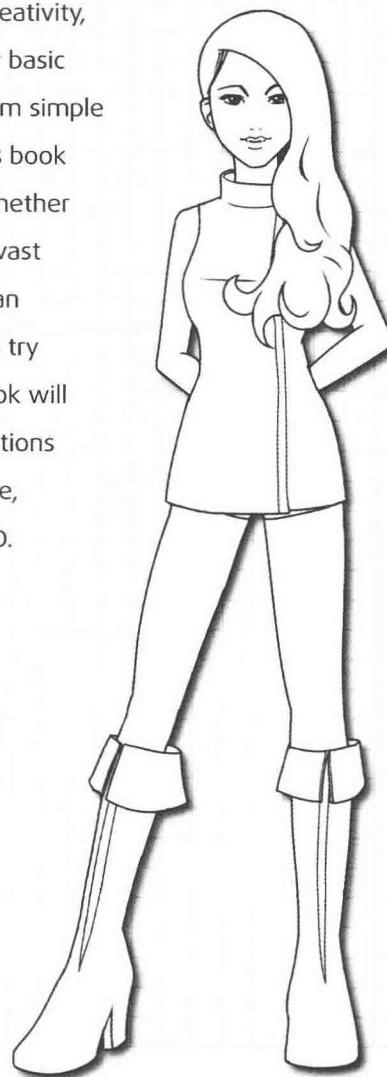


INTRODUCTION

Having existed in its present form for a mere fifty years, manga might at first glance seem like a relatively new artform. However, the roots of this “contemporary” art can actually be traced back as far as the nineteenth century. At that time, ukiyo-e was emerging, a form of Japanese print made with blocks carved from wood. One of the most prevalent artists of this period was Hokusai. His iconic images, so representative of Japanese art of the time, showed scenes of daily life involving men, women, and animals. It was Hokusai himself who coined the term “manga,” which has been literally translated to mean “whimsical pictures,” “involuntary sketches,” and even “irresponsible pictures.” Under the influence of Western comic styles, the ukiyo-e artform evolved to become what we now regard as modern-day manga. Hokusai would make way for Tezuka, whose early creations (such as Astro Boy) have often been named as the true beginnings of what we now know as manga.

Manga’s massive appeal today is often credited to the sheer breadth of its content. Modern manga will tell stories of the fantastical, the futuristic, the romantic, and the humdrum. The wealth and variety of the stories and styles mean that manga can provide something for everyone. Whatever your age or interest, there will be a series out there for you.

Moving from history to the present day, the book you now hold in your hands will be your introduction to the world of manga. Tutorials in the first half of the book will provide you with some quick and easy steps to launch you into the world of manga character design and illustration. Though manga is a fun and diverse form that relies largely on your own creativity, it never hurts to know a few basic rules before starting out. From simple structure to color theory, this book will see you on your way. Whether you are a newcomer to the vast world of manga artwork or an experienced artist looking to try something different, this book will provide you with the foundations that you need. And, of course, there’s the accompanying CD. By using the line-art images included on the CD and following the simple step-by-step instructions, you will be able to create full-color manga pictures with ease.

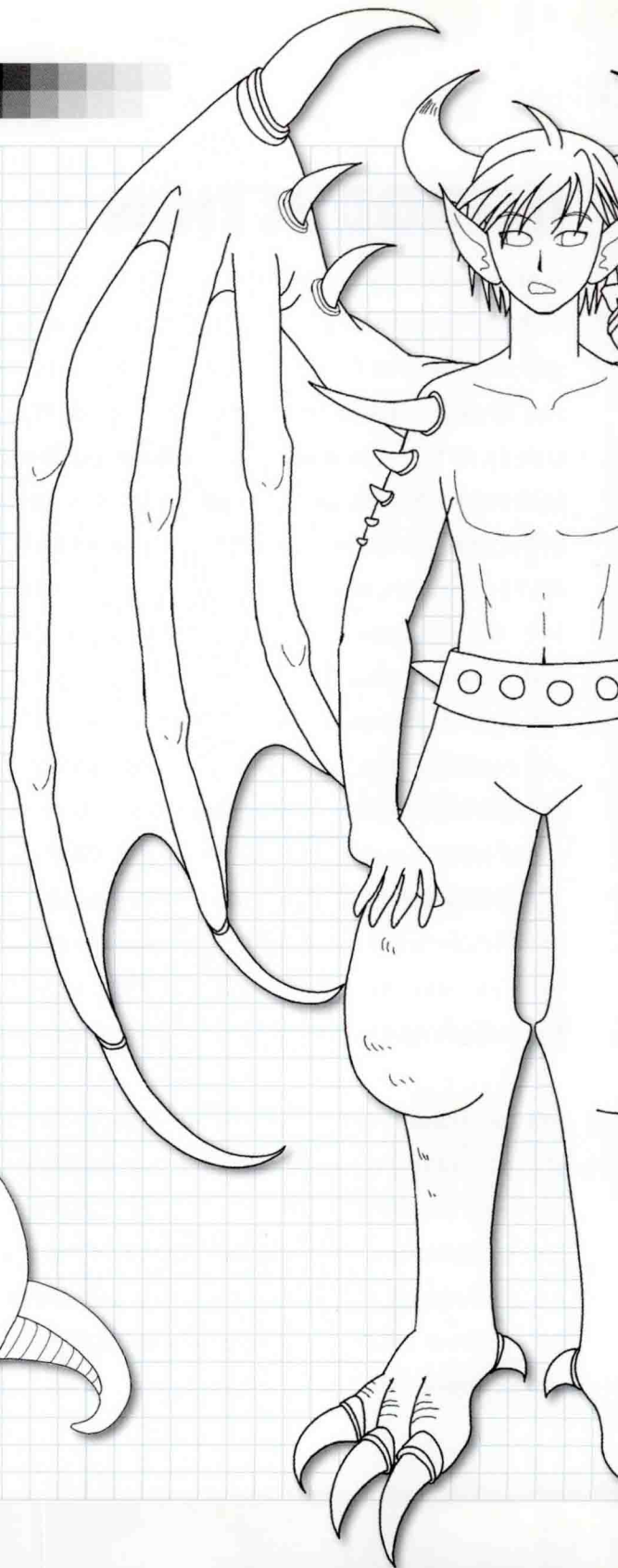
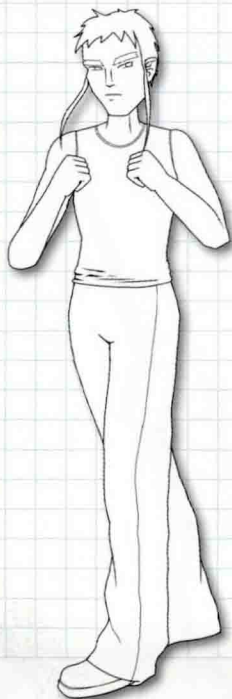


On the CD you will find a variety of characters and accessories. Whether you are an experienced artist or someone trying their hand at manga design for the first time, there will be something here for you. We have done most of the hard work for you, so you will be able to create your own characters in a matter of minutes. It's as simple as selecting the look you want, assembling the sections of line-art you like, and throwing in a splash of color!

You can use the provided illustrations as building blocks to create your own characters and then add color digitally via your computer. Or you can print off your linework and use inks, pencils, or paints to bring your pictures to

vibrant life. The CD enables you to create an assortment of characters ranging from heroic fighters to terrifying monsters, with a huge variety of faces, bodies, and accessories to fully customize your design. A vast array of possibilities lies ahead of you: You can design men, women, machines, angels, demons, and a whole host of other characters.

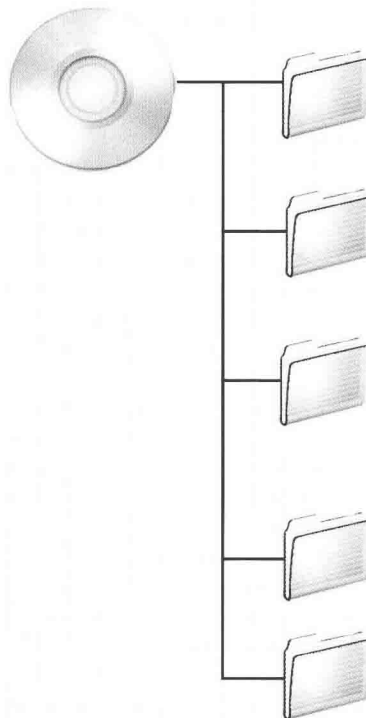
You are only limited by your imagination!



Taking it further

There's no need to feel constrained to using the line-art provided on the disc. In time, you may find that you have your own ideas for characters. Perhaps you will have an accessory in mind that is not on the CD. You can use your experience with this package as a guide to creating your very own designs. Incorporate your own line-art with the images provided on the CD to give you even more variety. When you feel confident enough, you may even want to create an entire cast of characters and go as far as putting them into your very own manga story. Either way, you will be able to use this package to gain experience and insight into how a manga character is put together. Enjoy yourself and apply your creativity to what has been provided and you're on your way.

ON THE DISC



Accessories

Over 120 accessories for male or female characters. There are instructions for using them on page 23, and they are shown on pages 126–127.

Backgrounds


Six fantastic backdrops on which to place your newly created manga characters (see pages 120–125).

Characters

The meat of the disc—19 characters provided as Photoshop-compatible layered PSD files. By turning layers on and off (see pages 20–25) you can create literally millions of different combinations.

Macintosh Photoshop Elements® Tryout/ Windows Photoshop Elements® Tryout

A 30-day trial version of Adobe's Photoshop Elements program for either Macintosh or PC. Simply open the appropriate folder for your computer, double-click on the file contained within, and follow the on-screen instructions. This software is © Adobe Systems Inc.



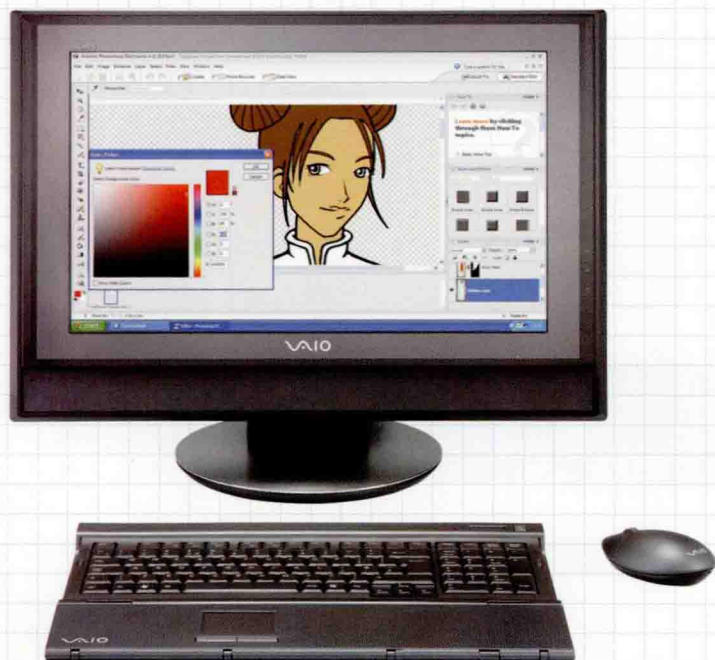
DIGITAL MANGA

INTRODUCTION TO DIGITAL ART

The use of computers in the production of art has revolutionized the way artists work and has made it very easy to create professional-quality images. Fast and powerful computers are already a fixture in many households, and art-focused peripherals have become incredibly popular. This, combined with the improvements in software, has made it easier than ever before to create fantastic manga artwork.

Computers like the one shown are capable of many things—storing your music library, editing your videos, and, most significantly from our perspective, editing images. There has been a great deal of development

in that field recently, and we can use the results—powerful applications like Photoshop—to our advantage. You may already have access to most, if not all, of the equipment shown. If not, it can all be acquired relatively cheaply.



Even Photoshop itself is now available in a cut-down form called Photoshop Elements. For the purposes of this book, everything can be achieved with this significantly less expensive program. Elements will also show you the color-coded layers we've used to make the creation of manga characters as easy as possible, though it won't let you change the color codes. From a professional perspective, the full version's CMYK facilities and masking tools are invaluable, but at home you'll just be able to draw, color, and have fun with either.





Mouse

Every computer has a pointing device, but it is worth making sure you have a good one if you intend to use it for artwork. Ideally, you should use a laser- or LED-based mouse. These are much more precise than traditional ball-based mice, and won't jam or become slow. Their other advantage is that they don't require such frequent cleaning to operate reliably. The only drawback is that they can be a bit picky about the surface they operate on.



Inkjet Printer

Color printing is now very cheap and high quality, and it's certainly worth buying a color inkjet to see your creations on paper. Even relatively cheap printers are able to create good quality prints, and quality can be improved considerably with the use of photographic paper (so long as you set the appropriate options in your printer's software).

It's worth knowing that certain colors will look different when printed than on a monitor. Many shades of purple will look different in print, as well as bright shades of blue and yellow, but your pictures will look great regardless of this small inaccuracy.



Laser Printer

Although laser printers—particularly the more affordable ones—are usually only black and white, they do have some advantages over inkjets. The lines are often crisper and the printing speed is significantly faster. Most importantly, the ink from a laser printer is waterproof and alcohol resistant. This means that printed pages can be handled without risk of being smudged by fingers, which is great for comic pages. It also means that it is possible to use markers to color in your characters, without risk of the ink smudging. Inkjet inks would mix with the pens and run (one way round this is to use a photocopy).

Internet

The Internet has made it much easier for artists to share their work than ever before. By publishing your artwork on the net, you can get immediate feedback and impressions from other manga enthusiasts. It's also possible to get advice and support when trying to improve your skills. Looking

at other people's work can be both inspiring and informative when learning skills like computer coloring, and it's often possible to ask artists questions about how specific illustrations were made. Be sure to make the most of this great resource and allow the whole world to see your manga creations.

