

LISTENING COMPREHENSION

A Modern Course

5

H. CHRISTIE
K.S. YUEN



LISTENING COMPREHENSION

A Modern Course

5

their confidence and increase their interest in the language, the book contains a wide range of carefully graded, theme-based activities. These are related to realistic situations that students can relate to. The content of each activity is carefully controlled to avoid this is done because even as students often find it difficult to maintain attentiveness in listening exercises.

Books 1-5 provide exercises which help students to learn to listen. There are two parts: **Listening Practice**. This part contains selected

tests based on the basic listening skills. Each unit contains a number of specific skills. Each teaching unit which serves to develop these skills. Eight tests closely parallel the units. Tests are also provided so that students can practice different types of questions.

There is also an **EXAM POINT** section in each book with concise and precise directions for each exercise.

The book is accompanied by a set of cassette tapes, teaching notes and answer keys. For more information, please write to the publishers on request.

graded, theme-based activities which help students to learn to listen. There are two parts: **Listening Practice**. This part contains selected tests based on the basic listening skills. Each unit contains a number of specific skills. Each teaching unit which serves to develop these skills. Eight tests closely parallel the units. Tests are also provided so that students can practice different types of questions.

situations that students can relate to. The content of each activity is carefully controlled to avoid this is done because even as students often find it difficult to maintain attentiveness in listening exercises.

H. CHRISTIE
K.S. YUEN

THE AUTHORS

© 1990 Aristo Educational Press Ltd.

14/F Lok's Industrial Building,
204 Tsat Tse Mui Road,
North Point
Hong Kong.

Tel.: 572 8477, 574 9136 (till November 1991)
811 2908 (effective from November 1991)

All rights reserved. No part of this publication may be reproduced, stored in a retrieval system, or transmitted in any form or by any means, electronic, mechanical, photo-copying, recording or otherwise, without the prior permission of Aristo Educational Press Ltd.

First published November, 1990

Reprinted June, 1991

03-02093-8

A teacher's guide and cassette tapes are available on request.

PREFACE

Listening Comprehension – A Modern Course is a series of five books providing a variety of listening materials intended to give practice in all the areas of listening detailed in the C.D.C. syllabus.

Books 1 and 2 are especially written for Form one and Form two students. They aim at accustoming students to listening to spoken English. To build up their confidence and stimulate their interest in the language, the two books contain a wide assortment of carefully graded, theme-based activities. All of them are related to or based on realistic situations that students can easily relate to. The length of each activity is carefully controlled to avoid repetition. This is doubly important as students often find it difficult to maintain their attention over prolonged listening exercises.

Books 3, 4 and 5 provide exercises with carefully designed format and step by step guidance to enable students to acquire all the listening skills required by the C.D.C. syllabus. There are two parts to each unit:

- I. Preparation: This part contains warm-up exercises to prepare students for similar listening practices that follow.
- II. Listening Practice: This part contains exercises which give practice in selected areas of listening included in the syllabus.

Book 3 focuses on the basic listening skills while Books 4 and 5 provide a more in-depth treatment of specific skills required by the syllabus. In Book 5, there are six teaching units which serve to revise and reinforce what students have already learned. Eight tests closely patterned after the format of recent HKCEE Listening Tests are also provided so that students may have sufficient practice in these types of questions.

There is also an EXAM POINT section in some units. This aims at providing students with concise and precise directions as to the ways to tackle various kinds of exercises.

Each book is accompanied by a set of cassette tapes. A Teacher's Guide including tapescripts, teaching notes and answers to the exercises is also available from the publishers on request.

THE AUTHORS

Contents

Section 1	
Unit 1	1
Unit 2	7
Unit 3	13
Unit 4	22
Unit 5	28
Unit 6	33
Test 1	41
Test 2	52
Test 3	62
Test 4	73
Revision Test 1	84
Revision Test 2	96
Revision Test 3	106
Revision Test 4	115



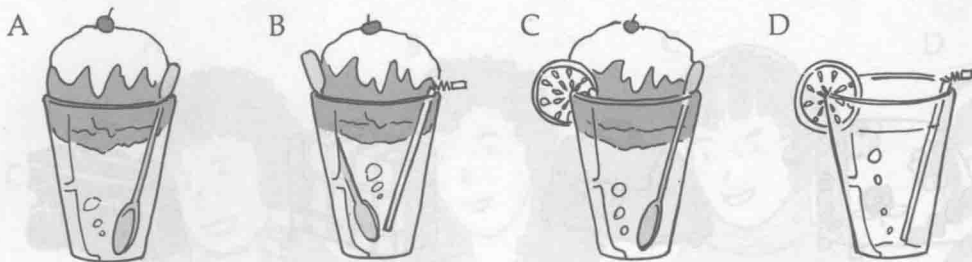
Which drink best fits the description?
 Underline the key words which helped you to pick out the picture.

Unit 1

Section 1

Preparation

Look at these four pictures of drinks.
What differences do you notice?



Now read the description. It refers to only one of the four pictures.

I ordered a long cool drink, and it came with a straw and a slice of orange on the side of the glass. It was just what I needed.



Which drink best fits the description?

Underline the key words which helped you to pick out the picture.

Now let us look at another set of pictures. Read the comment and decide which of the pictures is being referred to.

I lost my lovely new case — you know, the one with a check pattern and four wheels. The hotel tried to give me this awful old black thing with a broken handle and no wheels. I was so angry!



Which piece of luggage has the woman been given by the hotel?


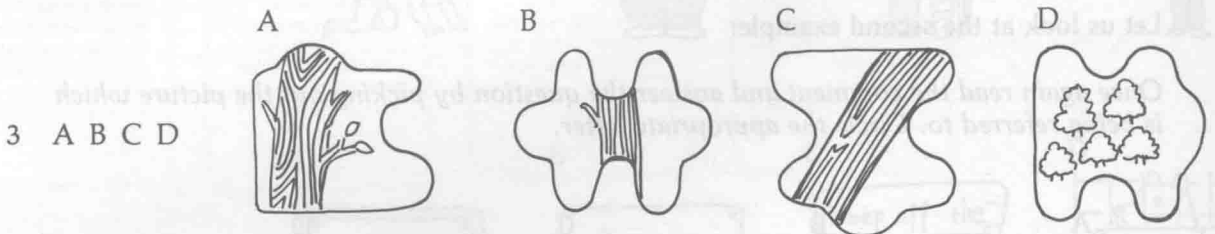

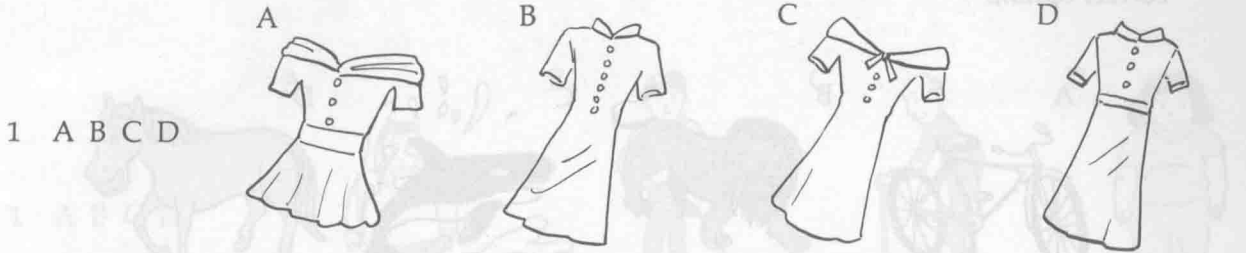
Be careful! The comment refers to two pieces of luggage. Which one does the question ask you to identify?

Exam point

In tackling this kind of question, look at the pictures carefully in the time allowed and make a mental note of the differences. Sometimes a comment on the tape will mention more than one of the pictures; but the question will tell you which is the **only** correct option.

Listening Practice

Look carefully at the pictures and note the differences. Decide which of the four pictures is being referred to and circle the correct option.



Section 2

Preparation

Look at these four pictures. Read the comment. Then answer the question by circling the correct option.




The one I rode on was very old but it was good tempered and gentle.

Which picture does this comment refer to?

Let us look at the second example:

Once again read the comment and answer the question by picking out the picture which is being referred to. Circle the appropriate letter.







When I retired, the Sixth Form girls gave me a set of the Encyclopaedia Britannica. They said, "You were always telling us to look things up in a good encyclopaedia, Miss Elliot."

Which picture shows the speaker at work?





Listening Practice

Look at each of the picture series below. You will hear a question on the tape followed by a description or a short conversation. Decide which picture is being referred to and circle the appropriate letter.





1 A B C D

A  B  C  D 





2 A B C D

A  B  C  D 

3 A B C D


A  B  C  D 

4 A B C D

A  B  C  D 

What language clues are there to help you choose your answer?

5 A B C D



6 A B C D



7 A B C D

A

Receptionist required.
Must have smart appearance. Japanese an advantage.
5 1/2 -day/week.
Apply with photograph and salary expected to G.P.O. Box 7000.

B

Required: tutor in spoken French and/or Japanese. Hours and fees by arrangement.

C

Part-time teachers required for evening courses in Japanese. Attractive salary and benefits. Please contact 6536531, Miss Fang.

D

Personal assistant to French Ambassador. Good secretarial skills and excellent spoken & written French. Working hours 9-5 Mon-Fri.

Unit 2

Section 1

Preparation

Look at this series of pictures. The pictures tell a story of a woman's day and the things she did. However, they are not in the right order.
Can you find the correct sequence of events?

- A. BADC
B. BCAD
C. ABDC
D. CABD

A



B



C



D



Now study this short conversation. Rearrange the order of the pictures by choosing the correct option. Circle option A, B, C or D.

Wife	What a day! I'm tired out.
Husband	Busy?
Wife	What do you think? First I went with Sally to help her buy a present for her parents. Then I met Jean for lunch, right on the other side of town. When I came out of the restaurant it had started raining, so I had to wait ages for a taxi. I only just got to the school in time to meet the kids.
Husband	What's for dinner?
Wife	Ooh!

What language clues are there to help you choose your answer?

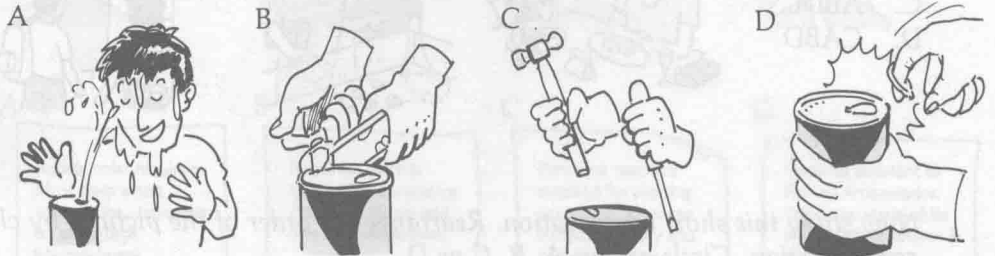
Listening Practice

There are five series of pictures. Each series shows events or actions that happened or were performed in a certain order. Listen to the descriptions on the tape and decide which order the pictures should be in. Then circle the letter of the option you have chosen.

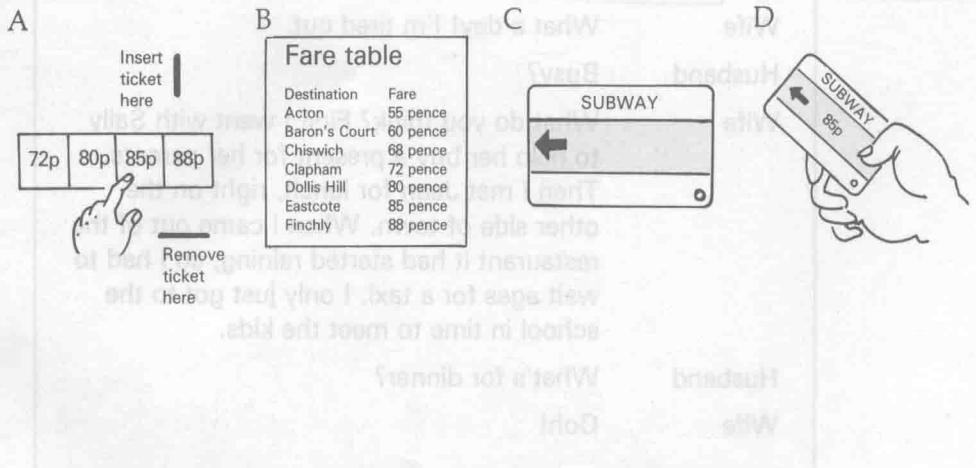
- 1 A. ABDC
B. CDAB
C. BACD
D. CADB



- 2 A. DBCA
B. CABD
C. DACB
D. BADC



- 3 A. CBAD
B. BACD
C. ACDB
D. ABCD

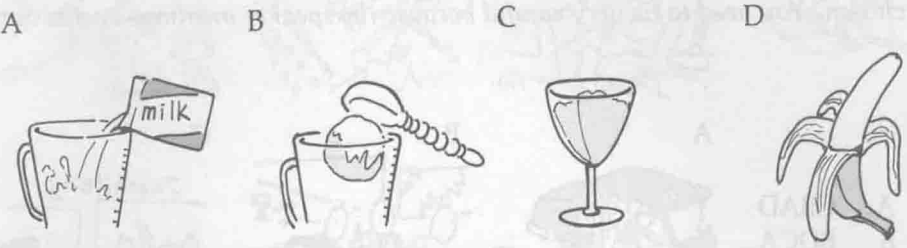


Listening Practice

- 4 A. ABCD
 B. DACB
 C. BDAC
 D. ADCB



- 5 A. DBCA
 B. CADB
 C. BCAD
 D. ADBC



I was just walking along when these three men
 came rushing out of the shop. One of them ran right into me
 and I nearly fell over. By the time I'd recovered, they were getting into
 a taxi. But when I was falling I must have grabbed the man's
 jacket. Afterwards I found the jacket in my hand.
 What if it is stolen? It will be useful.


Exam Point
 It will help to remember the pictures if I read it lightly to myself as you listen. Then
 you can check your mind easily before you make your final answer.

Section 2

Preparation

In Section 1 the speakers all told the story in a straightforward way. Each stage in the story followed the one before in the correct time order. However this does not always happen in real life.

Look at the pictures for a few moments. Then study the story behind these four pictures. Decide the correct order of the pictures by circling the letter of the option you have chosen. You need to be very careful because the speaker mentions events out of time order.



I was just walking along when these three men came rushing out of the shop. One of them ran right into me and I nearly fell over. By the time I'd recovered, they were getting into a taxi. But when I was falling I must have grabbed the man's jacket, because afterwards I found this button in my hand. Here it is. I hope it will be useful.

Exam point

It will help to number the pictures 1, 2, 3 and 4 lightly in pencil as you listen. Then you can change your mind easily before you make your final decision.

Listening Practice 1


Listening Practice 2

Listen to the tape and circle the correct option.


- 1 A. BACD
 B. ADCB
 C. BDCA
 D. BDAC



- 2 A. DCAB
 B. ACDB
 C. ABDC
 D. CBAD



- 3 A. BCAD
 B. ABCD
 C. CDBA
 D. DACB

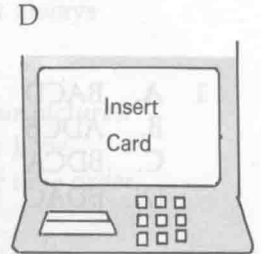
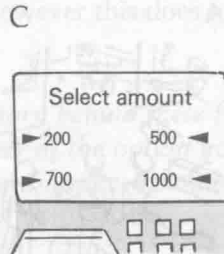
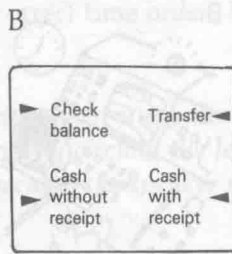



Listening Practice 2


Listening Practice 1

Listen to the tape and circle the correct option.

1. A. BCDA
B. DBAC
C. DACB
D. DABC



2. A. CABD
B. DACB
C. DBCA
D. BACD



3. A. BCAD
B. CDBA
C. CBDA
D. DCAB

