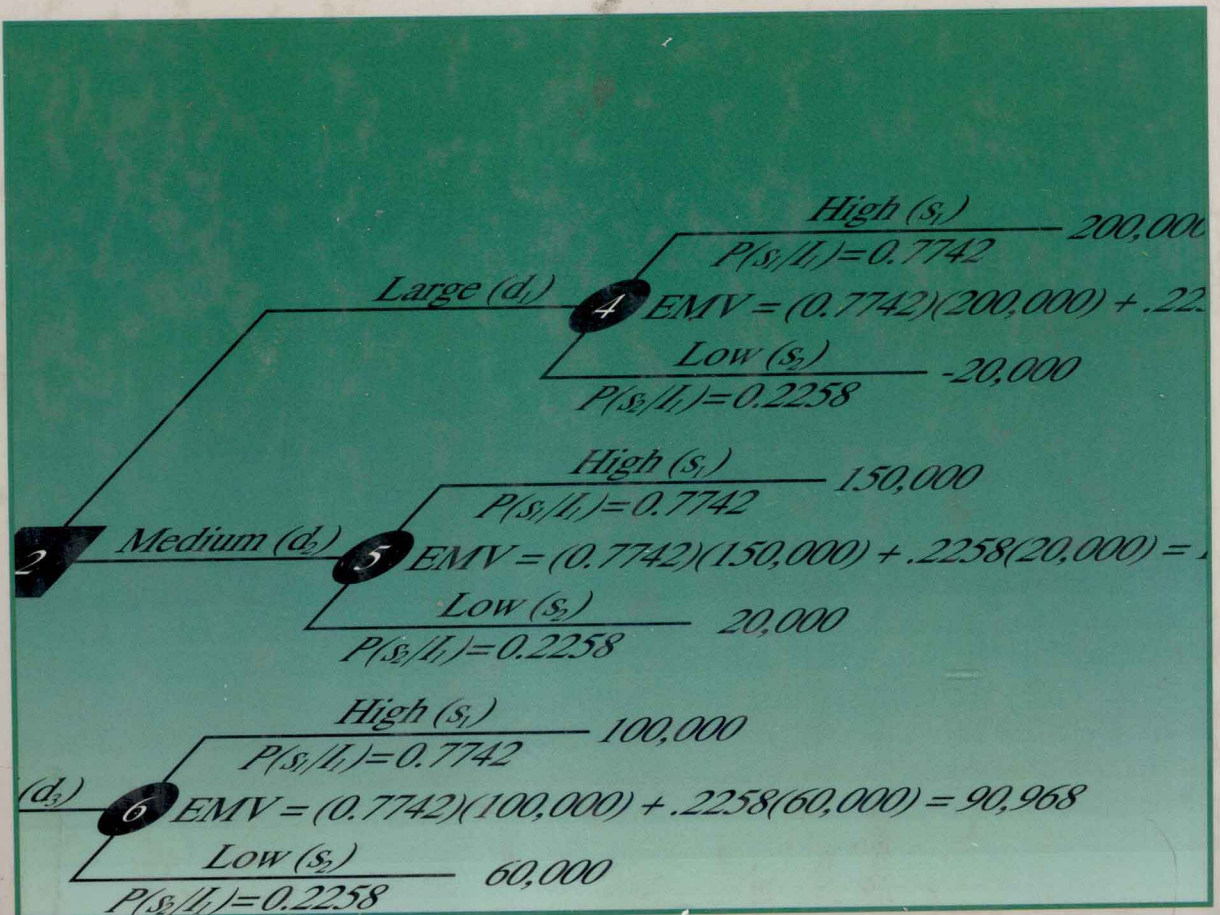


EDITION

6

AN INTRODUCTION TO

MANAGEMENT SCIENCE

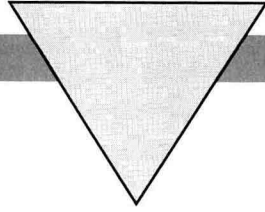


QUANTITATIVE APPROACHES
TO DECISION MAKING

David R. Anderson

Dennis J. Sweeney

Thomas A. Williams



An Introduction to Management Science

Quantitative Approaches to Decision Making

SIXTH EDITION

David R. Anderson
University of Cincinnati

Dennis J. Sweeney
University of Cincinnati

Thomas A. Williams
Rochester Institute of Technology

WEST PUBLISHING COMPANY

St. Paul ▼ New York ▼ Los Angeles ▼ San Francisco

COPYRIGHT © 1976, 1979, 1982, 1985, 1988, 1991 by WEST PUBLISHING CO.
50 West Kellogg Boulevard
P.O. Box 64526
St. Paul, Minnesota 55164-0526

All rights reserved

Printed in the United States of America

98 97 96 95 94 93 92 91 8 7 6 5 4 3 2 1

Library of Congress Cataloging in Publication Data


Anderson, David Ray, 1941-

An introduction to management science: quantitative
approaches to decision making/David R. Anderson, Dennis
J. Sweeney, Thomas A. Williams.—6th ed.
p. cm

Includes bibliographical references (p.) and index.
ISBN 0-314-79321-6

I. Management Science. I. Sweeney, Dennis J. II. Williams,
Thomas Arthur, 1944- . III. Title.
HD30.25.A53 1991
658.4'03—dc20

90-19477

CIP 

Preface

The purpose of this sixth edition, as with previous editions, is to provide students with a sound conceptual understanding of the role that management science plays in the decision-making process. The focus is on the part of management science referred to as quantitative approaches to decision making. The text describes the many quantitative methods that have been developed over the years, explains how they work, and shows how they can be applied and interpreted by the decision maker.

We have written this book with the needs of the nonmathematician in mind; it is applications oriented. In each chapter a problem is described in conjunction with the quantitative procedure being introduced. The development of the quantitative technique or model includes applying it to the problem in order to generate a solution or recommendation. We have found that this approach helps to motivate the student by demonstrating not only how the procedure works, but also how it can contribute to the decision-making process.

Changes in the Sixth Edition

In preparing the sixth edition we have been careful to maintain the overall format and approach of the previous editions. However, based upon our own classroom experience and suggestions from users of previous editions, a number of significant changes have been made to enhance the content, managerial orientation, and readability of the text.

Notes and Comments Notes and comments have been added at the end of many sections of the text. In an introductory treatment of a subject such as management science it is not possible to provide a complete coverage of all managerial issues and technical details. The purpose of the notes and comments feature is to mention additional issues we think students should be aware of and/or to note a technical detail that could cause some difficulty in applying the material.

Linear Programming Applications A new section on data envelopment analysis has been added to Chapter 4. Data envelopment analysis is a linear programming based technique that is rapidly gaining in popularity for evaluating the efficiency of comparable organizations. It has been used extensively in franchise operations and in the not-for-profit sector. We believe the number of applications have reached the point where students can

benefit from being exposed to data envelopment analysis in an introductory course. A new case and new problems have also been added to this chapter.

Multicriteria Decision Making A new Chapter 15 on multicriteria decision making has been added. In recent years we have seen a growing recognition that methods for dealing with multiple, often noncommensurable, criteria are needed. An expanded treatment of goal programming is included in this chapter. We show that the philosophy of preemptive priorities is consistent with many decision making processes and how linear programming methodology can be employed to solve goal programming problems with preemptive priorities. The chapter also includes an introduction to the analytic hierarchy process and expert choice.

Waiting Line Models The material on waiting line models has been expanded considerably. Also, at the request of several users, we now treat waiting lines before computer simulation. The major change to the waiting lines chapter has been to extend coverage to additional situations that occur in practice. Even though the mathematics are sometimes difficult, the situations being modeled are easily understood by students. The Management Scientist software package has also been extended to handle the new models.

Transportation, Assignment, and Transshipment Problems The treatments of the transportation, assignment, and transshipment problems have been unified around the notion of a network flow model. In the first three sections of Chapter 7, we show the network flow models of these problems and how easy it is to develop a linear programming model from the graphical network representation. The fourth section shows the use of the transshipment model for a production and inventory scheduling problem. This emphasizes the fact that applications do not always involve shipment of goods from one point to another.

The last two sections of the chapter detail special purpose solution procedures for the transportation and assignment problems. The material on the transportation simplex algorithm has been completely rewritten to provide a more unified treatment. A phase I, phase II approach is employed. Phase I is described as the phase where heuristics are used to find a feasible solution; the minimum-cost method is demonstrated. Phase II is explained as an iterative procedure for moving from the initial feasible solution to the optimal solution. The MODI method is used to find a route to bring into solution and the stepping-stone method is used to find the route leaving the solution and to adjust the flow over the transportation network.

The Management Scientist Software Package Revised Version 2.0 of The Management Scientist is available to adopters. It is also available shrinkwrapped with the text at a small additional charge. Version 2.0 includes a number of improvements. The most notable improvements are increased solution speed for transportation and assignment problems, the addition of several new waiting line models, and redesign of menus to enhance the user friendliness of all modules.

Other Changes A variety of other changes have been made throughout the text. All of them cannot be listed here, but we will mention a few.

1. The introduction provides a more in depth discussion of the problem solving and decision making processes.
2. The inventory chapter now includes a section on periodic review models. The chapter ending application details how SuperX, Inc. uses this approach. A new section on just-in-time is also included.

3. The Management Scientist computer printouts are used in the linear programming chapters. An appendix to Chapter 3 also shows how LINDO/PC is used. LINDO/PC continues to be used in the integer programming chapter.

Prerequisite

The mathematical prerequisite for this text is a course in algebra. An introductory knowledge of probability and statistics would be desirable, but not necessary, for Chapters 10–14 and 16, 17. Only Chapter 19, which discusses calculus-based solution procedures and which we consider optional, requires a knowledge of differential calculus.

Throughout the text we have utilized generally accepted notation for the topic being covered. Thus students who pursue study beyond the level of this text should find the difficulties of reading more advanced material minimized. To assist in further study, a bibliography is included in the backmatter of the book.

Course Outline Flexibility

The text has been designed to enhance the instructor's flexibility in selecting topics to meet specific course needs. The single-quarter and single-semester outlines that follow are a sampling of the many options available.

One-quarter outline stressing linear programming, model development, and applications.

- Introduction (Chapter 1)
- Introduction to Linear Programming (Chapters 2 and 3)
- Linear Programming Applications (selected portions of Chapters 4 and 7)
- Project Management: PERT/CPM (Chapter 10)
- Waiting Lines (Chapter 12)
- Computer Simulation (Chapter 13)
- Decision Analysis (Chapter 14)

The instructor in a one-semester course who wants to focus on model development and other applications could either spend more time on the applications in Chapter 4 or cover additional topics. One possible outline, stressing linear programming, model development, and applications, would be

- Introduction (Chapter 1)
- Introduction to Linear Programming (Chapters 2 and 3)
- Linear Programming Applications (Chapter 4)
- Simplex Method (Chapters 5 and 6)
- Transportation, Assignment, and Transshipment Models (Chapter 7)
- Project Management: PERT/CPM (Chapter 10)
- Inventory Models (Chapter 11)
- Waiting Lines (Chapter 12)
- Computer Simulation (Chapter 13)
- Decision Analysis (Chapter 14)
- Multicriteria Decision Making (Chapter 15)

Ancillaries

A complete package of support materials accompanies the text: a Solutions Manual; a Study Guide, coauthored by John A. Lawrence and Barry Alan Pasternack, California State University at Fullerton; a Test Bank, prepared by Constance McLaren, Indiana State University; transparency masters; and *The Management Scientist*™ Version 2.0, an IBM-compatible software package capable of solving a variety of management science problems. This menu-driven software package has been revised for the sixth edition and has been designed to provide a high degree of user flexibility, including the ability to easily save and modify problems. We believe that the applications orientation of the text, combined with this package of support materials, provides a solid framework for introducing students to management science.

Acknowledgments

We owe a debt to many of our colleagues and friends for their helpful comments and suggestions during the development of this and previous editions. Among these are Robert L. Armacost, E. Leonard Arnoff, Uttarayan Bagchi, Edward Baker, Norman Baker, James Bartos, Richard Beckwith, Stanley Brooking, Jeffrey Camm, Thomas Case, John Eatman, Ron Ebert, Don Edwards, Peter Ellis, Lawrence Ettkin, Jim Evans, Robert Garfinkel, Damodar Golhar, Stephen Goodman, Jack Goodwin, Richard Gunther, Nicholas G. Hall, David Hott, Raymond Jackson, Muhannad Khawaja, Bharat Kolluri, Darlene Lanier, John Lawrence, Jr., Phillip Lowery, Prem Mann, Kamlesh Mathur, Joseph Mazzola, Richard McCready, Patrick McKeown, Constance McLaren, Edward Minieka, Richard C. Morey, Alan Neebe, Brian F. O'Neil, David Pentico, Gary Pickett, B. Madhusudan Rao, Handanhal V. Ravinder, Douglas V. Rippey, Richard Rosenthal, Carol Stamm, Willban Terpening, William Truscott, James Vigen, Ed Winkofsky, Bruce Woodworth, M. Zafer Yakin, and Cathleen Zucco.

Our associates from organizations who supplied the Management Science in Practice applications made a major contribution to the text. These individuals are cited in a credit line on the first page of each application.

We are also indebted to our editor, Mary Schiller, production editor, Tad Bornhoft, and others at West Publishing Company for their editorial counsel and support during the preparation of this text.

David R. Anderson
Dennis J. Sweeney
Thomas A. Williams

Contents

Preface xix

1 ▼ INTRODUCTION

1

1.1	Problem Solving and Decision Making	2
1.2	Quantitative Analysis and the Decision-Making Process	4
1.3	The Quantitative Analysis Process	6
	Model Development	6
	Data Preparation	9
	Model Solution	10
	Report Generation	12
	A Note Regarding Implementation	12
1.4	Management Science in Practice	12
	Management Science Techniques	12
	Methods Used Most Frequently	14
	Implications for the Use of Management Science	15
1.5	A Microcomputer Software Package	15
	Top Level Menu	16
	Opening Menu	17
	Solution and Output Information	17
	Further Advice about Data Input	17
	Data Input	18
	Data Editing	18
	Saving, Retrieving, and/or Deleting Problems	18
	Summary	19
	Glossary	19
	Problems	20
	Introduction to Chapter Ending Management Science in Practice	22
	MANAGEMENT SCIENCE IN PRACTICE: Mead Corporation	24

2 ▼ LINEAR PROGRAMMING: THE GRAPHICAL METHOD 27

- 2.1 A Simple Maximization Problem 28
- 2.2 The Objective Function 29
- 2.3 The Constraints 30
- 2.4 The Mathematical Statement of the Par, Inc., Problem 31
- 2.5 Graphical Solution 32
 - A Note on Graphing Lines 42
 - Summary of the Graphical Solution Procedure for Maximization Problems 43
 - Slack Variables 45
- 2.6 Extreme Points and the Optimal Solution 46
- 2.7 A Simple Minimization Problem 48
 - Summary of the Graphical Solution Procedure for Minimization Problems 50
 - Surplus Variables 51
- 2.8 Special Cases 53
 - Alternate Optimal Solutions 53
 - Infeasibility 55
 - Unboundedness 56
- Summary 58
- Glossary 58
- Problems 59
- CASE PROBLEM: Advertising Strategy 70

3 ▼ LINEAR PROGRAMMING: SENSITIVITY ANALYSIS AND COMPUTER SOLUTION 73

- 3.1 Introduction to Sensitivity Analysis 73
- 3.2 Graphical Sensitivity Analysis 74
 - Objective Function Coefficients 75
 - Right-Hand Sides 80
 - Cautionary Note on the Interpretation of Shadow Prices 81
- 3.3 Computer Solution of Linear Programs 82
 - Interpretation of Computer Output 85
 - Interpretation of Computer Output—A Second Example 89
- 3.4 More Than Two Decision Variables 91
 - The Electronic Communications, Inc. Problem 92
 - Formulation of the Electronic Communications, Inc., Problem 93
 - Computer Solution and Interpretation for the Electronic Communications, Inc., Problem 94
- Summary 97
- Glossary 98
- Problems 98
- CASE PROBLEM: Product Mix 110
- APPENDIX: Solving Linear Programs with LINDO/PC 112

4 ▼ LINEAR PROGRAMMING APPLICATIONS 115

- 4.1 Some Guidelines for Model Formulation 115
- 4.2 Marketing Applications 116
 - Media Selection 116
 - Marketing Research 119
- 4.3 Financial Applications 122
 - Portfolio Selection 122
 - Financial-Mix Strategy 126
- 4.3 Production Management Applications 131
 - Production Scheduling 131
 - Labor Planning 139
- 4.5 Blending Problems 142
- 4.6 Data Envelopment Analysis 147
 - Evaluating the Performance of Hospitals 148
- Summary 152
- Problems 153
- CASE PROBLEM: Environmental Protection 169
- CASE PROBLEM: Textile Mill Scheduling 171
- MANAGEMENT SCIENCE IN PRACTICE: Marathon Oil Company 173

5 ▼ LINEAR PROGRAMMING: THE SIMPLEX METHOD 175

- 5.1 An Algebraic Overview of the Simplex Method 175
 - Algebraic Properties of the Simplex Method 176
 - Determining a Basic Solution 176
 - Basic Feasible Solutions 178
- 5.2 Tableau Form 178
- 5.3 Setting Up the Initial Simplex Tableau 180
- 5.4 Improving the Solution 182
- 5.5 Calculating the Next Tableau 185
 - Interpreting the Results of an Iteration 188
 - Moving Toward a Better Solution 189
 - Interpreting the Optimal Solution 191
- 5.6 Solution of a Sample Problem 192
- 5.7 Tableau Form: The General Case 194
 - Greater-Than-or-Equal-to Constraints 194
 - Equality Constraints 200
 - Eliminating Negative Right-Hand Side Values 200
 - Summary of the Steps to Create Tableau Form 201
- 5.8 Solving a Minimization Problem Using the Simplex Method 203
- 5.9 Special Cases 206
 - Infeasibility 206
 - Unboundedness 207
 - Alternate Optimal Solutions 210
 - Degeneracy 212

Summary	214
Glossary	215
Problems	216

6 ▼ SIMPLEX-BASED SENSITIVITY ANALYSIS AND DUALITY 225

6.1 Sensitivity Analysis with the Simplex Tableau	225
Objective Function Coefficients	225
Right-Hand Side Values	230
Simultaneous Changes	236
6.2 Duality	236
Economic Interpretation of the Dual Variables	239
Using the Dual to Identify the Primal Solution	241
Finding the Dual of Any Primal Problem	242
Computational Considerations	243
Summary	244
Glossary	244
Problems	245
MANAGEMENT SCIENCE IN PRACTICE: Performance Analysis Corporation	252

7 ▼ TRANSPORTATION, ASSIGNMENT, AND TRANSSHIPMENT PROBLEMS 255

7.1 The Transportation Problem: The Network Model and a Linear Programming Formulation	255
Problem Variations	260
A General Linear Programming Model of the Transportation Problem	261
7.2 The Assignment Problem: The Network Model and a Linear Programming Formulation	263
Problem Variations	266
A General Linear Programming Model of the Assignment Problem	267
Multiple Assignments	267
7.3 The Transshipment Problem: The Network Model and a Linear Programming Formulation	268
A General Linear Programming Model of the Transshipment Problem	272
7.4 A Production and Inventory Application	273
7.5 The Transportation Simplex Method: A Special-Purpose Solution Procedure	277
Phase I: Finding an Initial Feasible Solution	278
Phase II: Iterating to the Optimal Solution	281
Summary of the Transportation Simplex Method	292

7.6 The Assignment Problem: A Special-Purpose Solution Procedure	298
Finding the Minimum Number of Lines	301
Problem Variations	301
Summary	305
Glossary	305
Problems	307
CASE PROBLEM: Assigning Umpire Crews	321
MANAGEMENT SCIENCE IN PRACTICE: Optimal Decision Systems, Inc.	326

8 ▼ INTEGER LINEAR PROGRAMMING **329**

8.1 Types of Integer Linear Programming Models	329
8.2 Graphical Solution	330
8.3 Applications of Integer Linear Programming	334
Capital Budgeting	334
Multiple-Choice and Mutually Exclusive Constraints	336
k out of n Alternatives Constraint	337
Conditional and Corequisite Constraints	337
Cautionary Note on Sensitivity Analysis	337
Distribution System Design	338
8.4 Branch-and-Bound Solution of Integer Linear Programs	340
Extension to Mixed-Integer Linear Programs	345
8.5 Computer Solution	347
A Bank-Location Application	347
Summary	352
Glossary	352
Problems	353
CASE PROBLEM: Textbook Publishing	360
MANAGEMENT SCIENCE IN PRACTICE: Ketron	362

9 ▼ NETWORK MODELS **367**

9.1 The Shortest-Route Problem	367
A Shortest-Route Algorithm	368
9.2 The Minimal Spanning Tree Problem	376
A Minimal Spanning Tree Algorithm	377
9.3 The Maximal Flow Problem	380
A Maximal Flow Algorithm	380
Summary	386
Glossary	386
Problems	386
CASE PROBLEM: Ambulance Routing	395

10 ▼ PROJECT MANAGEMENT: PERT/CPM **397**

10.1 PERT/CPM Networks	398
10.2 Project Scheduling with PERT/CPM	401

	The Critical Path	402
	Contributions of PERT/CPM	407
	Summary of the PERT/CPM Critical Path Procedure	408
10.3	Project Scheduling with Uncertain Activity Times	409
	The Daugherty Porta-Vac Project	409
	Uncertain Activity Times	409
	The Critical Path	412
	Variability in the Project Completion Time	414
10.4	Considering Time-Cost Trade-Offs	418
	Crashing Activity Times	418
	A Linear Programming Model for Crashing Decisions	421
10.5	PERT/COST	424
	Planning and Scheduling Project Costs	424
	Controlling Project Costs	427
	Summary	430
	Glossary	431
	Problems	432
	CASE PROBLEM: Warehouse Expansion	446
	MANAGEMENT SCIENCE IN PRACTICE: Seasongood & Mayer	449

11 ▼ INVENTORY MODELS

453

11.1	Economic Order Quantity (EOQ) Model	453
	The How-Much-to-Order Decision	458
	The When-to-Order Decision	459
	Sensitivity Analysis in the EOQ Model	460
	The Manager's Use of the EOQ Model	461
	How Has the EOQ Model Helped?	462
11.2	Economic Production Lot Size Model	462
	The Total Cost Model	463
	Finding the Economic Production Lot Size	465
11.3	An Inventory Model with Planned Shortages	466
11.4	Quantity Discounts for the EOQ Model	470
11.5	A Single-Period Inventory Model with Probabilistic Demand	472
	The Johnson Shoe Company Example	474
	The Kremer Chemical Company Example	477
11.6	An Order-Quantity, Reorder-Point Model with Probabilistic Demand	479
	The How-Much-to-Order Decision	481
	The When-to-Order Decision	481
11.7	A Periodic-Review Model with Probabilistic Demand	483
	More Complex Periodic-Review Models	486
11.8	Material Requirements Planning	487
	Dependent Demand and the MRP Concept	487
	Information System for MRP	488
	MRP Calculations	491

11.9 The Just-In-Time Approach to Inventory Management	493
Summary	494
Glossary	494
Problems	496
CASE PROBLEM: A Make or Buy Analysis	504
APPENDIX 11.1 Development of the Optimal Order Quantity (Q^*) Formula for the EOQ Model	506
APPENDIX 11.2 Development of the Optimal Lot Size (Q^*) Formula for the Production Lot Size Model	507
APPENDIX 11.3 Development of the Optimal Order Quantity (Q^*) and Optimal Backorder (S^*) Formulas for the Planned Shortage Model	508
MANAGEMENT SCIENCE IN PRACTICE: SuperRx Inc.	510

12 ▼ WAITING LINE MODELS

513

12.1 The Structure of a Waiting Line System	514
The Single-Channel Waiting Line	514
The Process of Arrivals	514
The Distribution of Service Times	517
Queue Discipline	518
Steady-State Operation	518
12.2 The Single-Channel Waiting Line Model with Poisson Arrivals and Exponential Service Times	518
The Operating Characteristics	519
Operating Characteristics for the Burger Dome Problem	520
The Manager's Use of Waiting Line Models	520
Improving the Waiting Line Operation	521
12.3 The Multiple-Channel Waiting Line Model with Poisson Arrivals and Exponential Service Times	522
The Operating Characteristics	523
Operating Characteristics for the Burger Dome Problem	524
Some General Relationships for Waiting Line Models	527
12.4 Economic Analysis of Waiting Lines	529
12.5 Other Waiting Line Models	531
12.7 The Single-Channel Waiting Line Model with Poisson Arrivals and Arbitrary Service Times	532
Operating Characteristics for the M/G/1 Model	532
Constant Service Times	533
12.8 A Multiple-Channel Model with Poisson Arrivals, Arbitrary Service Times and No Waiting Line	534
The Operating Characteristics for the M/G/k Model with Blocked Customers Cleared	535
12.9 Waiting Line Models with Finite Calling Populations	537
The Operating Characteristics for the M/M/1 Model with a Finite Calling Population	538
Summary	540
Glossary	541

Problems	541
CASE PROBLEM: Airline Reservations	549
MANAGEMENT SCIENCE IN PRACTICE: Goodyear Tire & Rubber Company	551

13 ▼ COMPUTER SIMULATION 555

13.1	County Beverage Drive-Thru	556
	Simulation of Customer Arrivals and Order Sizes	557
	Logic of the Simulation Model for County Beverage Drive-Thru	560
	Generating Pseudorandom Numbers	562
	Computer Program and Results	566
13.2	County Beverage Drive-Thru: Improving the System Design	569
	System A	569
	System B	569
13.3	Modeling, Validation, and Statistical Considerations	571
	Selecting a Simulation Language	571
	Validation	571
	Start-up Problems	573
	Statistical Considerations	573
13.4	An Inventory Simulation Model	574
13.5	Advantages and Disadvantages of Computer Simulation	580
	Summary	581
	Glossary	581
	Problems	581
	CASE PROBLEM: Machine Repair	592
	MANAGEMENT SCIENCE IN PRACTICE: Champion International Corporation	594

14 ▼ DECISION ANALYSIS 597

14.1	Structuring the Decision Problem	597
	Payoff Tables	598
	Decision Trees	599
14.2	Decision Making Without Probabilities	600
	Optimistic Approach	600
	Conservative Approach	601
	Minimax Regret Approach	602
14.3	Decision Making with Probabilities	603
14.4	Sensitivity Analysis	605
14.5	Expected Value of Perfect Information	608
14.6	Decision Analysis With Sample Information	610
14.7	Developing a Decision Strategy	611
	Computing Branch Probabilities	613
	Computing Branch Probabilities: A Tabular Procedure	615
	An Optimal Decision Strategy	617

14.8	Expected Value of Sample Information	619
	Efficiency of Sample Information	619
14.9	Utility and Decision Making	620
	The Meaning of Utility	621
	Developing Utilities for Payoffs	622
	The Expected Utility Approach	625
	Summary	626
	Glossary	627
	Problems	628
	MANAGEMENT SCIENCE IN PRACTICE: Ohio Edison Company	646

15 ▼ MULTICRITERIA DECISION PROBLEMS 651

15.1	Goal Programming: Formulation and Graphical Solution	652
	Developing the Constraints and the Goal Equations	653
	Developing an Objective Function with Preemptive Priorities	654
	The Graphical Solution Procedure	655
	The Goal Programming Model	659
15.2	Goal Programming: Solving More Complex Problems	660
	The Suncoast Office Supplies Problem	660
	Formulating the Goal Equations	661
	Formulating the Objective Function	662
	Computer Solution	664
15.3	The Analytic Hierarchy Process	667
	Developing the Hierarchy	668
15.4	Establishing Priorities Using the AHP	669
	Pairwise Comparisons	669
	The Pairwise Comparison Matrix	670
	Synthesis	671
	Procedure for Synthesizing Judgments	671
	Consistency	672
	Estimating the Consistency Ratio	673
	Other Pairwise Comparisons for the Car-Selection Example	674
15.5	Using the AHP to Develop an Overall Priority Ranking	676
15.6	Using Expert Choice to Implement the AHP	678
	Summary	682
	Glossary	682
	Problems	683
	CASE PROBLEM: Production Scheduling	691

16 ▼ FORECASTING 693

16.1	The Components of a Time Series	694
	Trend Component	694
	Cyclical Component	695

Seasonal Component	696	
Irregular Component	697	
16.2 Forecasting Using Smoothing Methods	697	
Moving Averages	697	
Weighted Moving Averages	701	
Exponential Smoothing	701	
16.3 Forecasting a Time Series Using Trend Projection	706	
Trend Projections	709	
16.4 Forecasting a Time Series with Trend and Seasonal Components	709	
Calculating the Seasonal Indexes	710	
Deseasonalizing the Time Series	715	
Using the Deseasonalized Time Series to Identify Trend	715	
Seasonal Adjustments	718	
Models Based on Monthly Data	718	
Cyclical Component	719	
16.5 Forecasting Using Regression Models	719	
16.6 Qualitative Approaches to Forecasting	721	
Summary	722	
Glossary	722	
Problems	723	
CASE PROBLEM: Forecasting Sales	732	
MANAGEMENT SCIENCE IN PRACTICE: Cincinnati Gas & Electric Company	734	
 17 ▼ MARKOV PROCESS		737
17.1 Market Share Analysis	737	
17.2 Accounts Receivable Analysis	745	
The Fundamental Matrix and Associated Calculations	747	
Establishing the Allowance for Doubtful Accounts	748	
Summary	750	
Glossary	750	
Problems	751	
MANAGEMENT SCIENCE IN PRACTICE: U.S. General Accounting Office		755
 18 ▼ DYNAMIC PROGRAMMING		759
18.1 A Shortest-Route Problem	759	
18.2 Dynamic Programming Notation	764	
18.3 The Knapsack Problem	767	
18.4 A Production and Inventory Control Problem	772	
Summary	777	
Glossary	777	
Problems	778	
MANAGEMENT SCIENCE IN PRACTICE: The United States Environmental Protection Agency	784	