

Second Edition (第二版)

World Link

Developing English Fluency

环球英语教程


Student Book
学生用书

Susan Stempleski
Nancy Douglas
James R. Morgan

入门级



W 上海外语教育出版社
外教社 SHANGHAI FOREIGN LANGUAGE EDUCATION PRESS
www.sflep.com



(第二版)

world Link

Developing English Fluency

环球英语教程



常州大学图书馆
藏书章

Susan Stempleski
Nancy Douglas
James R. Morgan

入门级
Student Book
学生用书

W 上海外语教育出版社
外教社 SHANGHAI FOREIGN LANGUAGE EDUCATION PRESS

图书在版编目 (CIP) 数据

环球英语教程 (入门级) 学生用书 / (美) 斯特姆斯基 (Stempleski, S.) 等编. —2版.

—上海: 上海外语教育出版社, 2013

ISBN 978-7-5446-3411-3

I. ①环… II. ①斯… III. ①英语—教材

IV. ①H31

中国版本图书馆CIP数据核字 (2013) 第140353号

图字: 09-2013-41号

出版发行: 上海外语教育出版社

(上海外国语大学内) 邮编: 200083

电 话: 021-65425300 (总机)

电子邮箱: bookinfo@sflep.com.cn

网 址: <http://www.sflep.com.cn> <http://www.sflep.com>

责任编辑: 施 茵

印 刷: 上海市崇明县裕安印刷厂

开 本: 850×1168 1/16 印张 10.25 字数 335千字

版 次: 2014 年 2 月第 1 版 2014 年 2 月第 1 次印刷

印 数: 5 000 册

书 号: ISBN 978-7-5446-3411-3 / G · 1040

定 价: 38.00 元

本版图书如有印装质量问题, 可向本社调换

World Link Intro:
Developing English Fluency
2nd Edition

Susan Stempleski
Nancy Douglas
James R. Morgan

Copyright © 2011 by Heinle, a part of Cengage Learning
Original edition published by Cengage Learning. All rights reserved.
本书原版由圣智学习出版公司出版。版权所有，盗印必究。

Shanghai Foreign Language Education Press is authorized by Cengage Learning to publish and distribute exclusively this reprint edition. This edition is authorized for sale in the People's Republic of China only (excluding Hong Kong, Macao SAR and Taiwan). Unauthorized export of this edition is a violation of the Copyright Act. No part of this publication may be reproduced or distributed by any means, or stored in a database or retrieval system, without the prior written permission of the publisher.

本书英文影印版由圣智学习出版公司授权上海外语教育出版社独家出版发行。此版本仅限在中华人民共和国境内（不包括中国香港、澳门特别行政区及中国台湾）销售。未经授权的本书出口将被视为违反版权法的行为。未经出版者预先书面许可，不得以任何方式复制或发行本书的任何部分。

Cengage Learning Asia Pte. Ltd.
151 Lorong Chuan, #020-08 New Tech Park, Singapore 556741

本书封面贴有 Cengage Learning 防伪标签，无标签者不得销售。

Photo Credits: **Unit 1:** **2:** Apollofoto, 2009/Shutterstock.com; Sam Diephuis/zefa/Corbis/Jupiter Images; digitalskillet/istockphoto.com; jpmmediainc/istockphoto.com; **3:** moodboard/Corbis; Supri Suhajoto, 2009/Shutterstock.com; Monkey Business Images, 2009/Shutterstock.com; **4:** PhotoAlto/Jupiter Images; **6:** johnwmiller/istockphoto.com; **7:** Galina Barskaya/istockphoto.com; Phase4Photography, 2009/Shutterstock.com; Ken Usami/Photodisc/Getty Images; Adrian Muttitt/Alamy; poco_bw/istockphoto.com; **8:** Corbis; Aflo Foto Agency/PhotoLibrary; PhotostockGO.com; **9:** Eamonn McCormack/Getty Images; Sandro Donda, 2008/Shutterstock.com; Michael Grecco/Getty Images; AP Photo/Richard Drew; AP Photo/Tony Gutierrez; Eamonn McCormack/WireImage/Getty Images; **10:** deeleish/istockphoto.com; istockphoto.com; lofoto/Dreamstime.com; Lenm/Dreamstime.com; **11:** Francisco Bonilla/Reuters/Landov; Phil McCarten/Reuters/Landov. **Unit 2:** **12:** AP Photo/Franka Bruns; Richard Wareham Fotografie/Alamy; Ricardo A. Alves, 2009/Shutterstock.com; Lee Jae-Won/Reuters/Landov; Kai Pfaffenbach/Reuters/Landov; AP Photo/Roberto Pfeil; AP Photo/Andy Wong; **13:** Ritterbach Ritterbach/Photolibrary; **15:** Nadya Puris, 2009/Shutterstock.com; Chris Bernard/istockphoto.com; Holger Mette 2009/Shutterstock.com; Mikhail Nekrasov, 2008/Shutterstock.com; Jeremy Voisey/istockphoto.com; **16:** Cengage Learning; **17:** Gardel Bertrand/Photolibrary; JTB Photo/Photolibrary; Ostill/istockphoto.com; **18:** dbimages/Alamy; Javarman/Dreamstime.com; **19:** Jarno Gonzalez Zarraonandia, 2009/Shutterstock.com; rj lerich, 2009/Shutterstock.com; Chee-Onn Leong, 2009/Shutterstock.com; QShot/istockphoto.com; Image Source Black/Jupiter Images; **20:** JTB Photo/Photolibrary; **21:** Lonely Planet Images Maps/Lonely Planet; Holger Mette, 2009/Shutterstock.com. **Unit 3:** **22:** WizData, inc., 2009/Shutterstock.com; istockphoto.com; Irashi/Dreamstime.com; jocicalek, 2008/Shutterstock.com; Jocic/Dreamstime.com; Sergey Andrianov, 2008/Shutterstock.com; TinkabellsBitch/istockphoto.com; Angelogila/Dreamstime.com; Timothy Furre/istockphoto; tiridifilm/istockphoto.com; **23:** Carey Hope/Shutterstock.com; Flashon Studio, 2009/Shutterstock.com; Stephen Coburn, 2009/Shutterstock.com; Rohit Seth, 2009/Shutterstock.com; Tihis, 2008/Shutterstock.com; susabell/istockphoto.com; Andrew Johnson/istockphoto.com; **24:** Courtesy, Megan Lessard; Stockbyte/Alamy; Laurent Renault, 2009/Shutterstock.com; mates, 2009/Shutterstock.com; Cengage/Heinle; Stillfx/Dreamstime.com; **25:** IKO/Shutterstock.com; Loretta Hostettler/istockphoto.com; Mr.Oykc, 2009/Shutterstock.com; Dmitriy Shironosov, 2009/Shutterstock.com; Stephen Coburn/Shutterstock.com; **26:** Silvia Boratti/istockphoto.com; Bliznetsov, 2009/Shutterstock.com; **27:** Goodshoot/Jupiter Images; David Young-Wolff/PhotoEdit; jumpingsack, 2008/Shutterstock.com; **28:** © Transport for London; r.nagy/Shutterstock.com; Mariano Pozo/age fotostock/Photolibrary; Image Source Black/Jupiter Images; Ferenz, 2009/Shutterstock.com; Maps/Lonely Planet Images; Peter Hansen/Shutterstock.com; Cengage Learning; Eric Isselée/istockphoto.com; **29:** istockphoto.com; Monkey Business Images/Shutterstock.com; Sam DCruz, 2009/Shutterstock.com; Carlos E. Santa Maria, 2009/Shutterstock.com; Courtesy, the KEO project; **30:** Jocic/Dreamstime.com; AP Photo/Bizuayehu Tesfaye; Freddy Eliasson, 2009/Shutterstock.com; **31:** Freddy Eliasson, 2009/Shutterstock.com; **Unit 4:** **36:** Photodisc/Getty Images; dragon_fang, 2009/Shutterstock.com; Rich Legg/istockphoto.com; PhotostockGo.com; Jeffrey Smith/istockphoto.com; Ryan KC Wong/istockphoto.com; **37:** Photos.com; Noam Armonn, 2009/Shutterstock.com; Stockbyte/Alamy; (credits continue on page iii)

出版前言

World Link—Developing English Fluency (入门级、1-3级)是全球著名教育出版集团美国圣智学习出版公司(CENGAGE Learning)最畅销的核心产品系列,适合初级至中高级英语学习者使用。第一版引进时,我们将该系列与更高难度系列World Pass—Expanding English Fluency整合在一起,形成了《环球英语教程》(第一版)。自2006年6月出版发行后,这套教材一直受到国内使用学校和师生一致的高度评价。尤其是World Link所配有的丰富视频——原创室内情景剧集City Living(《城市生活》)和电视采访集锦Global Viewpoints(《全球视角》)更受到学习者的热情赞扬。

而圣智学习出版公司也在World Link第一版产品投入市场后不久即展开了修订工作,对第一版内容进行维护、更新和提升。他们在全球范围通过多种渠道有效跟踪了该系列教材的使用情况,同时也持续不断地关注在外语教学和第二语言教学领域内涌现的最新研究成果,最终,World Link(Second Edition)(入门级、1-3级)承载着圣智公司智者的努力和所有使用者的殷切厚望,在2011年以全新的形象问世。

因此,《环球英语教程》(第二版)与第一版相比,无论在内容还是形式上,更新与提升的幅度都很大,映射出编写者与出版者对英语教学过程的演变以及教材作为重要媒介的深刻思考。以World Link学生用书(第二版)为例,它在第一版的基础上做了大幅修订:(1)每单元增设了一段全新的脱口秀视频—Good Morning World;(2)拓展了词汇学习的广度,除单词学习以外,还系统介绍了各类使用频率较高的短语、表达和常用搭配等;(3)调整了技能训练的重心,把帮助学习者掌握有关听、说、读、写的种种策略和方法作为核心目标;(4)极力丰富了配套资源:学生用书附赠学生学习光盘,《视听教程》学生用书附赠课堂教学光盘(DVD-ROM),为学生提供了更多、更自然的英语语言输入和练习机会。World Link教师用书(第二版)更新的内容也不少:(1)第二版采用了将教学指导与学生用书放在一个合和页内左右一一对应的形式,将习题答案凸显并嵌入学生用书练习中,方便教师从容使用;(2)增加了具体到点的教学提示、语言提示、文化提示和语法提示,为使用World Link(第二版)的教师提供重要信息和最新策略指导;(3)由加拿大Queen's University

英语学院院长Dr. Andy Curtis执笔的职业发展内容，较之第一版，融入了对当代英语教学更多、更进一步的认识，旨在帮助教师全面了解自我、了解英语教师这个职业，从而培养教师具备更高的职业素养；（4）结合当代教学环境和科技进步，第二版为教师提供了更多能帮助他们简化备课和教学过程的工具：教师用书附赠的教师资源光盘为教师提供了用于课堂内外的拓展活动资料和教学工具；互动式教学资源包（DVD-ROM）集学生用书、练习册、视频、音频及其他内容于一体，可用于互动白板或数据投影仪，辅助教师课堂教学。

上海外语教育出版社坚持以“服务外语教育、传播先进文化、推广学术成果、促进人才培养”为我们的努力方向和使命追求，我们继续选择并引进这套由美国圣智学习出版公司潜心打造的教育产品系列的第二版，正是出于以上信念和对国内英语教学现状的把握。我们深信该系列产品一定会如我们所愿，为国内英语教学界带去一股春风，不但激起英语学习者的学习热情，也会鼓舞英语教学者的热情，使得国内英语教学形成良好的互动，在教学效果上更上一层楼。

上海外语教育出版社

Acknowledgments

Thank you to the educators who provided invaluable feedback throughout the development of the second edition of the *World Link* series: Rocio Abarca, Instituto Tecnológico de Costa Rica / FUNDATEC; Anthony Acevedo, ICPNA (Instituto Cultural Peruano Norteamericano); David Aduviri, CBA (Centro Boliviano Americano) - La Paz; Ramon Aguilar, Universidad Tecnológica de Hermosillo; Miguel Arrazola, CBA (Centro Boliviano Americano) - Santa Cruz; Cecilia Avila, Universidad de Xalapa; Isabel Baracat, CCI (Centro de Comunicação Inglesa); Andrea Brotto, CEICOM (Centro de Idiomas para Comunidades); George Bozaniach, Soongsil University; Emma Campo, Universidad Central; Martha Carrasco, Universidad Autonoma de Sinaloa; Herbert Chavel, Korea Advanced Institute of Science and Technology; Denise de Bartolomeo, AMICANA (Asociación Mendocina de Intercambio Cultural Argentino Norteamericano); Rodrigo de Campos Rezende, SEVEN Idiomas; John Dennis, Hokuriku University; Kirvin Andrew Dyer, Yan Ping High School; Daniela Frillochi, ARICANA (Asociación Rosarina de Intercambio Cultural Argentino Norteamericano); Jose Gonzales, ICPNA (Instituto Cultural Peruano Norteamericano); Marina Gonzalez, Instituto Universitario de Lenguas Modernas; Robert Gordon, Korea Advanced Institute of Science and Technology; Gu Yingruo, Research Institute of Xiangzhou District, ZhuHai; Yo-Tien Ho, Takming University; Roxana Jimenez, Instituto Tecnológico de Costa Rica / FUNDATEC; Sirina Kainongsuang, Perfect Publishing Company Limited; Karen Ko, ChinYi University; Ching-Hua Lin, Taiwan University of Science and Technology; Simon Liu, ChinYi University; Maria Helena Luna, Tronwell; Ady Marrero, Alianza Cultural Uruguay Estados Unidos; Nancy Mcaleer, ELC Universidad Interamericana de Panama; Michael McCallister, Feng Chia University Language Center; José Antonio Mendes Lopes, ICBEU (Instituto Cultural Brasil Estados Unidos); Leonardo Mercado, ICPNA (Instituto Cultural Peruano Norteamericano); Tania Molina, Instituto Tecnológico de Costa Rica / FUNDATEC; Iliana Mora, Instituto Tecnológico de Costa Rica / FUNDATEC; Fernando Morales, Universidad Tecnológica de Hermosillo; Vivian Morghen, ICANA (Instituto Cultural Argentino Norteamericano); Niu Yuchun, New Oriental School Beijing; Elizabeth Ortiz, COPEL (Copol English Institute); Virginia Ortiz, Universidad Autonoma de Tamaulipas; Peter Reilly, Universidad Bonaterra; Ren Huijun, New Oriental School Hangzhou; Andreina Romero, URBE (Universidad Rafael Belloso Chacín); Adelina Ruiz, Instituto Tecnológico de Estudios Superiores de Occidente; Eleonora Salas, IICANA (Instituto de Intercambio Cultural Argentino Norteamericano); Mary Sarawit, Naresuan University International College; Jenay Seymour, Hong-ik University; Huang Shuang, Shanghai International Studies University; Sávio Siqueira, ACBEU (Associação Cultural Brasil Estados Unidos) / UFBA (Universidade Federal da Bahia); Beatriz Solina, ARICANA (Asociación Rosarina de Intercambio Cultural Argentino Norteamericano); Tran Nguyen Hoai Chi, Vietnam USA Society English Training Service Center; Maria Inés Valsecchi, Universidad Nacional de Río Cuarto; Patricia Veciño, ICANA (Instituto Cultural Argentino Norteamericano); Punchalee Wasanasomsithi, Chulalongkorn University; Renoe Watanabe, Hiroshima City University; Tomohiro Yanagi, Chubu University; Jia Yuan, Global IELTS School.

(Photo credits continued from copyright page) Monkey Business Images/Shutterstock.com; **44:** Photodisc/Getty Images; Cengage/Heinle. **Unit 5: 46:** MAMEL, 2009/Shutterstock.com; Snokid/Dreamstime.com; Affreeisen/Dreamstime.com; Linda & Colin McKie/istockphoto.com; Mashe/Dreamstime.com; Mayangsari/Dreamstime.com; Mamapoli/Dreamstime.com; Igorspb/Dreamstime.com; Jack schiffer/Dreamstime.com; PhotostoGO.com; Shuttlecock/Dreamstime.com; Jlvdream/Dreamstime.com; Mau Horng, 2009/Shutterstock.com; Rob Belknap/istockphoto.com; Irochka/Dreamstime.com; Perry Gerenday/istockphoto.com; R. Gino Santa Maria, 2009/Shutterstock.com; Diane Diederich/istockphoto.com; Paul Springett 03/Alamy; PhotostoGo.com; Ale1969/Dreamstime.com; **48:** Doug Menuez/Photodisc/Getty Images; Joe Gough/istockphoto.com; **49:** Silvrshootr/istockphoto.com; axle71, 2009/Shutterstock.com; **50:** Erikreis/Dreamstime.com; Patricia Malina, 2009/Shutterstock.com; Photodisc/Getty Images; Photos.com; WizData, inc., 2008/Shutterstock.com; Photodisc/Getty Images; **51:** Dmitry Melnikov, 2009/Shutterstock.com; Photos.com; Fresh Food Images/PhotoLibrary; Joe_Potato/iStockphoto.com; **52:** Diane Diederich/istockphoto.com; PhotostoGo.com; Kenneth C. Zirkel/istockphoto.com; Peterpolak/Dreamstime.com; Garnham123/Dreamstime.com; Smack/Dreamstime.com; Shebeko, 2009/Shutterstock.com; johanna goodyear/istockphoto.com; Pixelbrat/Dreamstime.com; Stephen Morris/istockphoto.com; Photos.com; **52:** Elnur, 2009/Shutterstock.com; Photos.com; Foong Kok Leong, 2009/Shutterstock.com; **53:** Travismanley/Dreamstime.com; Photodisc/Getty Images; **55:** Monkeybusiness/Dreamstime.com. **Unit 6: 60:** Photodisc/Getty Images; **61:** Jacom Stephens/istockphoto.com; Ashwin82/Dreamstime.com; PhotostoGO.com; Justin Horrocks/istockphoto.com; **62:** Josef Prchal, 2009/Shutterstock.com; **63:** Khorzhevsk/Dreamstime.com; Rob Marmion, 2009/Shutterstock.com; Ana Abejon/istockphoto.com. **65:** Entertainment Press, 2009/Shutterstock.com; Sportsphotographer.eu, 2009/Shutterstock.com. **Unit 7: 70:** Cengage Learning; **72:** Patricia/Dreamstime.com; **75:** Andres, 2009/Shutterstock.com; AVAVA, 2009/Shutterstock.com; **77:** Ieva/Dreamstime.com; Corepics/Shutterstock.com; Trista/istockphoto.com; Zoom Team, 2009/Shutterstock.com; **78:** Photodisc/Getty Images; **79:** Cameron Pashak/istockphoto.com. **Unit 8: 80:** Dmitry Shironosov/Dreamstime.com; Hsc/Dreamstime.com; Konstantin Sutyagin/Shutterstock.com; Photowitch/Dreamstime.com; **81:** PhotostoGO.com; **82:** Monkey Business Images/Shutterstock.com; Edd Westmacott/Shutterstock.com; **83:** Galyn/Shutterstock.com; Donald R. Swartz/Shutterstock.com; letty17/Shutterstock.com; Enjoylife2/Dreamstime.com **84:** Dmitry Shironosov/Dreamstime.com; Hsc/Dreamstime.com; Konstantin Sutyagin/Shutterstock.com; Jupiter Images; Andres/Shutterstock.com; **85:** Kevin Schafer/Alamy; John Warburton-Lee Photography/Alamy; John Schults/Reuters/Landov; **86:** Losevsky Pavel, 2009/Shutterstock.com; tamir niv/Shutterstock.com; **87:** HECTOR MATA/AFP/Getty Images; Terry Schmitt/UPI/Landov; **88:** Olivier/Dreamstime.com; **89:** Pniesen/Dreamstime.com. **Unit 9: 90:** Monkeybusinessimages/Dreamstime.com; Lawrence Manning/Corbis/Jupiter Images; Photos.com; Gladskikh Tatiana, 2009/Shutterstock.com; Fotomania/Dreamstime.com; Keeweboy/Dreamstime.com; **92:** Dennis Wise/Digital Vision/Photolibrary; Alptraum/Dreamstime.com; Franz Pfluegl/Dreamstime.com; **93:** Jeff Cleveland/Shutterstock.com; **95:** Iofoto/Dreamstime.com; **97:** Photodisc/Getty Images; **99:** Photodisc/Getty Images; Photovibes/Dreamstime.com. **Unit 10: 106:** Terry.J/istockphoto.com; **110:** Wiktor Bubniak, 2009/Shutterstock.com; Mark Herreid, 2009/Shutterstock.com; Mariusz Szachowski, 2009/Shutterstock.com; Olinchuk, 2009/Shutterstock.com; **111:** Tommaso79/Dreamstime.com; Tose/Dreamstime.com; **113:** Thor Jorgen Udvang, 2009/Shutterstock.com. **Unit 11: 114:** Ken Hurst/Shutterstock.com; BartlomiejMagierowski/Shutterstock.com; Salodkaya Palina, 2009/Shutterstock.com; Justin Horrocks/istockphoto.com; Photos.com; Yuri Arcurs, 2009/Shutterstock.com; Photodisc/Getty Images; milehightraveler/istockphoto.com; **116:** Elnur2009/Shutterstock.com; OKRAD/istockphoto.com; Lypnyk2/Dreamstime.com; GaryAlvis/istockphoto.com; Andrew Johnson/istockphoto.com; Sergey Chushkin/Shutterstock.com; **117:** Dmitry Shironosov/istockphoto.com; **118:** PhotostoGO.com; Jeffrey Smith/istockphoto.com; russellmcbride/istockphoto.com; Les Cunliffe/istockphoto.com; Dja65/Dreamstime.com; Konstantynov, 2009/Shutterstock.com; Josetandem/Dreamstime.com; Tomaz Levstek/istockphoto.com; Andres/Shutterstock.com; David Lentz/istockphoto.com; **119:** Dennis Morris/istockphoto.com; Baronoskie/Dreamstime.com; **120:** Imagesource/Photolibrary; **122:** Cormac Hanley/Stone+/Getty Images; **123:** Photos.com; Sam Yeh/AFP/Getty Images; Ronen, 2008/Shutterstock.com. **Unit 12: 124:** PhotostoGO.com; Junial/Dreamstime.com; Pinchuk Alexey, 2009/Shutterstock.com; Mehmet Salih Guler/istockphoto.com; Monkey Business Images, 2009/Shutterstock.com; Naomi Bassitt/istockphoto.com; Brenda Carson, 2009/Shutterstock.com; Vling/Dreamstime.com; Factoria singular fotografia, 2009/Shutterstock.com; fotolE/istockphoto.com; konstantynov, 2009/Shutterstock.com; PhotostoGO.com; Serghei Starus/iStockphoto.com; Michaeljun/Dreamstime.com; **129:** RenTech2000/iStockphoto.com; Steve Mann/Dreamstime.com; Zsolt Nyulaszi, 2009/Shutterstock.com; GeoM, 2009/Shutterstock.com; **131:** Adrian lourie/Alamy; **132:** Jill Gocher/Asia Images/Getty Images. **Review: 137:** Bettmann/Corbis; courtesy of the Winchester Mystery House.

Scope & Sequence

Unit / Lesson	Vocabulary Link	Listening	Language Link
Unit 1: Greetings and Intros			
Lesson A Getting to know you p. 2	* What's your name? p. 2 <i>My name is . . . How do you spell that?</i>	* Hi, my name is . . . p. 3 Listen for spellings	* Subject pronouns and possessive adjectives with be p. 5
Lesson B People and things we like p. 7	* Friends and favorites p. 7 <i>best friend, roommate, sport, music</i>	* It's my favorite show! p. 8 Listen for gist and details	* Yes / No questions and short answers with be p. 10
Unit 2: Countries and Nationalities			
Lesson A Countries of the world p. 12	* Hello from around the world p. 12 <i>Mexico, Mexican, Korea, Korean</i>	* Where in the world? p. 13 Make predictions Listen for details	* Question words who and where p. 15
Lesson B What is your city like? p. 17	* Vacation ideas p. 17 <i>small, modern, noisy</i>	* A great place to visit p. 18 Make predictions Listen for details	* Be + adjective p. 20
Unit 3: Personal Items			
Lesson A Gift giving p. 22	* Graduation gifts p. 22 <i>laptop, watch, digital camera</i>	* The perfect gift p. 23 Listen for gist and details Infer information	* Plurals; this / that / these / those p. 25
Lesson B Keepsakes p. 27	* Your most important item p. 27 <i>valuable, popular, unusual</i>	* Is there anything interesting here? p. 28 Listen for gist and details	* Adjectives and nouns p. 30
Review Units 1–3 p. 32			
Unit 4: Activities and Interests			
Lesson A Everyday activities p. 36	* Things we do p. 36 <i>listening to music, studying for a test</i>	* What are you doing? p. 37 Make predictions Listen for gist and details	* The present continuous p. 39
Lesson B At school p. 41	* School subjects p. 41 <i>business, history, science</i>	* Class schedules p. 42 Distinguish speakers Listen for details	* The present continuous: extended time p. 44
Unit 5: Food			
Lesson A Food and eating habits p. 46	* What's on the menu? p. 46 <i>coffee, chicken, a sandwich</i>	* What can I get you? p. 47 Listen for gist and details	* The simple present p. 49
Lesson B Food and health p. 51	* Eat right, stay healthy p. 51 <i>junk food, take vitamins</i>	* The perfect smoothie p. 52 Make predictions Listen for sequence	* The simple present: yes / no questions and short answers p. 54
Unit 6: My Family			
Lesson A This is my family! p. 56	* Family members p. 56 <i>father, mother, daughter, son</i>	* Three families p. 57 Identify speakers Listen for details	* Possessive nouns p. 59
Lesson B Family relationships p. 61	* Are you married? p. 61 <i>single, married, divorced</i>	* What's your sign? p. 62 Listen for details Infer information	* Have got p. 64
Review Units 4–6 p. 66			

Pronunciation	Speaking & Speaking Strategy	Reading	Writing	Communication
Contractions with <i>be</i> p. 3	Meet your classmates! p. 4 Introducing yourself	Famous name changers p. 8 Make and check predictions Read for details	My profile p. 11 Create an online profile	* Nice to meet you! p. 6 Completing forms with personal information * My favorites p. 11 Asking and answering questions about favorites
Stressed syllables p. 13	Where are you from? p. 14 Asking where someone is from	A postcard from a friend p. 18 Skim for the gist Understand referents Guess meaning from context	A postcard from my city p. 20 Describe a place	* The country and city game p. 16 Asking and answering questions about places * Vacation! p. 21 Choosing a vacation spot
Linking with <i>n</i> p. 23	Thank you very much! p. 24 Giving and replying to thanks	A modern time capsule p. 28 Infer information Make and check predictions Scan for information	My product rating p. 31 Write a product review	* My favorite gift p. 26 Giving and receiving gifts * My product rating p. 31 Collecting data in a chart
Question intonation p. 37	How are you doing? p. 38 Greeting people and asking how they are	What are you studying? p. 42 Identify genre Identify main ideas Scan for information	Interview questions: Studying English p. 45 Answer and write interview questions	* Spot the differences p. 40 Comparing actions in two different pictures * A student interview p. 45 Interviewing students
And, or p. 47	Do you like Indian food? p. 48 Talking about likes and dislikes	Two powerful health foods p. 52 Skim for the gist Scan for information	My favorite food p. 55 Write about food	* The dinner party p. 50 Creating a seating chart for guests according to personal information * Health habits p. 55 Taking and giving a health survey
Possessive nouns: 's p. 57	Do you have any brothers and sisters? p. 58 Asking and answering questions about family	Modern families p. 62 Read for details Infer information	About my family p. 64 Write a letter	* My partner's family tree p. 60 Drawing a family tree * Numbers and names p. 65 Number Bingo Asking questions to guess someone's secret person

Scope & Sequence

Unit / Lesson	Vocabulary Link	Listening	Language Link
Unit 7: Time			
Lesson A Time and schedules p. 70	* My daily routine p. 70 <i>wake up, take a shower, do homework</i>	* What are your plans? p. 71 Listen for sequence Listen for specific times	* Prepositions of time: <i>in, on, at, from . . . to</i> p. 73
Lesson B Free time p. 75	* Weekend activities p. 75 <i>sleep in, go to the movies, relax</i>	* It's my day off. p. 76 Listen for details	* The simple present: <i>wh-</i> questions p. 78
Unit 8: Special Occasions			
Lesson A Holidays and celebrations p. 80	* Holidays p. 80 <i>January first, February fourteenth</i>	* I want to change my flight. p. 81 Listen for numbers and dates	* Prepositions of time: <i>in and on</i> p. 83
Lesson B Festivals! p. 85	* It's party time! p. 85 <i>event, take place, attend</i>	* Autumn festivals p. 86 Infer information Listen for details	* How long: prepositions of time p. 88
Unit 9: Person to Person			
Lesson A Living with others p. 90	* Who does the housework? p. 90 <i>do the laundry, wash the dishes</i>	* A housework study p. 91 Infer information Listen for details	* Frequency adverbs p. 93
Lesson B Modern dating p. 95	* Dating advice p. 95 <i>blind date, go on a date, ask someone out</i>	* How do you meet people? p. 96 Listen for a speaker's attitude Listen for details	* Wh- questions about the subject p. 98
Review Units 7-9 p. 100			
Unit 10: Home Sweet Home			
Lesson A Housing p. 104	* My house p. 104 <i>kitchen, living room, yard</i>	* For rent p. 105 Listen for gist and details Infer information	* There is / There are; <i>How many</i> p. 107
Lesson B Decorating a room p. 109	* A colorful room p. 109 <i>red, yellow, green, dark blue</i>	* Green housing p. 110 Make and check predictions Listen for details	* Too / very p. 112
Unit 11: Clothing			
Lesson A Shopping for clothes p. 114	* What are you wearing? p. 114 <i>shirt, jeans, blouse, sweater</i>	* Window-shopping p. 115 Listen for gist and details Infer information	* Want to / have to p. 117
Lesson B Clothing dos and don'ts p. 119	* Passenger information: Clothing p. 119 <i>put on, try on, take off, fit</i>	* Dress for success p. 120 Make and check predictions Listen for gist and details	* Count and noncount nouns p. 122
Unit 12: Jobs and Ambitions			
Lesson A Jobs p. 124	* She's a doctor. p. 124 <i>doctor, chef, lawyer, tutor</i>	* A part-time job p. 125 Make and check predictions Draw conclusions	* Questions with like p. 127
Lesson B Getting a job p. 129	* Help wanted p. 129 <i>volunteer, responsibility, skills, pay</i>	* I'm a tour guide. p. 130 Make and check predictions Listen for details Infer information	* Talking about abilities: <i>can and can't</i> p. 132
Review Units 10-12 p. 134			

Pronunciation	Speaking & Speaking Strategy	Reading	Writing	Communication
Numbers p. 71	Let's see a movie. p. 72 Making suggestions	What kind of weekend person are you? p. 76 Make predictions from titles and photos	My weekend p. 79 Write about weekend activities	* Are you free? p. 74 Making a schedule and finding time to meet with classmates * Find someone who . . . p. 79 Interviewing classmates about weekend activities
th and t p. 81	I'm not sure. p. 82 Saying you know or don't know something	What is Burning Man? p. 86 Make and check predictions Scan for information	Notes on a festival p. 89 Write about a festival	* A special occasion p. 84 Talking about holidays and traditional expressions * Present your festival p. 89 Giving a class presentation about a festival
Sentence stress p. 91	Sorry about that. p. 92 Apologizing	Who pays for dinner? p. 96 Guess meaning from context Scan for information	Dating customs p. 99 Write about dating customs in your country	* Roommate interview p. 94 Role play interviewing a roommate * The perfect date p. 99 Talking about ideas for different types of dates
Rising intonation to show surprise p. 105	Are you serious? p. 106 Showing surprise	Color, color . . . everywhere! p. 110 Skim and scan Make predictions Understand referents	My house p. 113 Describe where you live	* My room p. 108 Describing the location of objects in a room * Room Redo p. 113 Identifying and fixing problems with a room
Want to and have to p. 115	How much is the T-shirt? p. 116 Asking for and giving prices	What do I wear? p. 120 Scan for information Make predictions	What are you wearing? p. 123 Describe clothing	* Speak for one minute! p. 118 Talk on a topic for a minute * Clothing inventions p. 123 Creating your own fashion inventions
Reduced words p. 125	What do you do? p. 126 Talking about jobs	My résumé p. 130 Skim for the gist Scan for information Infer information	What can you do? p. 133 Write about personal abilities	* Here's my card. p. 128 Exchanging business cards and personal information * The right job p. 133 Interviewing a partner about his or her job skills

Language Summaries p. 138

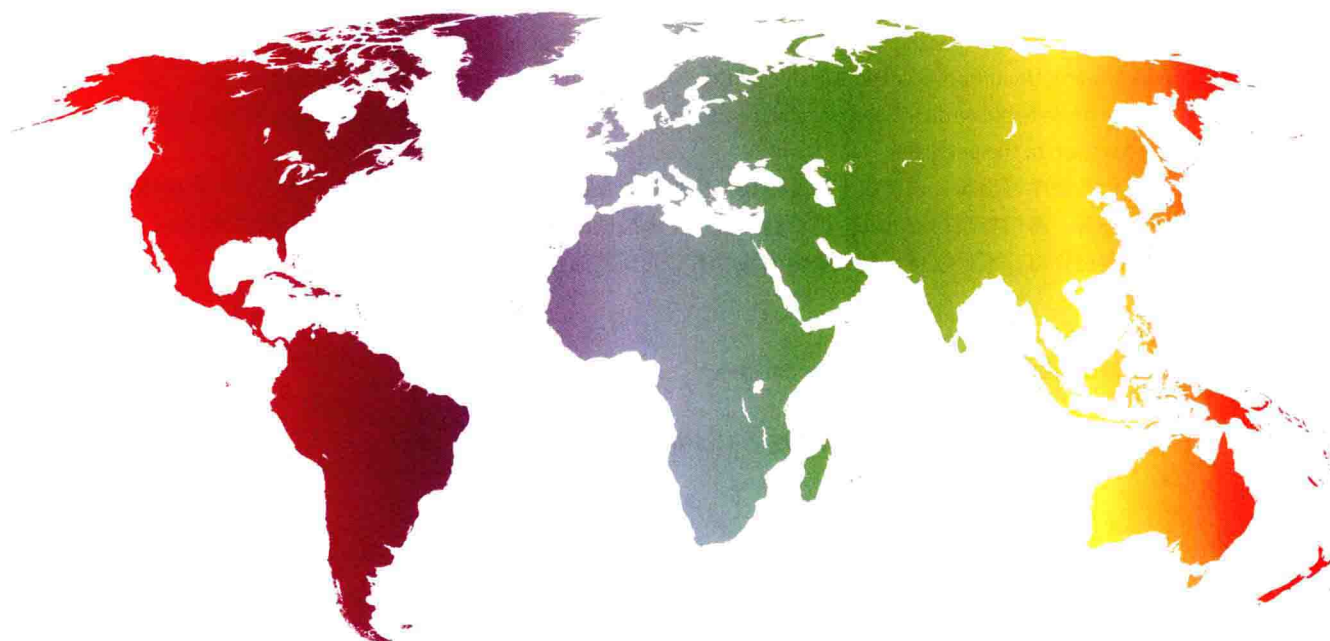
Grammar Notes p. 144

Answer Keys p. 154

Second Edition

World Link

Developing English Fluency



Susan Stempleski

Nancy Douglas

James R. Morgan

Intro

1 Greetings and Intros



Lesson A Getting to know you

1 Vocabulary Link What's your name?

A Complete the ID cards. Use the class roster below.



STUDENT ID

First name: Yukiko
Last name: _____
e-mail address: Yukikoa@eazypost.com
Male _____
Female ☒



STUDENT ID

First name: _____
Last name: Cruz
e-mail address: _____
Male _____
Female _____



STUDENT ID

First name: Carlos
Last name: _____
e-mail address: _____
Male _____
Female _____

STUDENT ID

First name: Liling
Last name: _____
e-mail address: _____
Male _____
Female _____

CLASS ROSTER

Semester:	Spring	Course:	English 101
Teacher:	Emily Whitman	Room:	402
Last name	First name	E-mail address	
Akita	Yukiko	yukikoa@eazypost.com	
Ramalho	Carlos	carlos@eazypost.com	
Cruz	Alberto	beto@starlink.mx	
Wong	Liling	wintermoon@sfu.edu	

i	last name	=	family name
	@	=	"at"
	.com	=	"dot com"
	.edu	=	"dot e-d-u"



Audio 1
Track 2

B Listen. Check your answers.



C Ask a partner these questions. Make an ID card for your partner.

What's your name?

How do you spell that?

What's your e-mail address?

2 Listening Hi, my name is . . .



A Look at the name tags. Say and spell the names you see.



Audio 1
Track 3

B Listen. Fill in the blanks.

HELLO
My name is

1. First name: Joshua
Last name: _____
In this class, please call me _____.

HELLO
My name is

2. First name: Kenjiro
Last name: _____
In this class, please call me _____.


HELLO
My name is

3. First name: Mari Sol
Last name: _____
In this class, please call me _____.



Formal Titles

For men	For women
Mr. (mister) Porter	Miss Fuentes
	Ms. (miz) Whitman
	Mrs. (missiz) Singh



C Say and spell the names in **B** with a partner.

3 Pronunciation Contractions with be



Audio 1
Track 4

A Say the words in blue with your teacher. Then listen to the audio. Circle the word(s) you hear.

1. A: Hi, I am / I'm Ken.
B: And what is / what's your last name?
A: It is / It's Tanaka.



B Practice the dialogs in **A** with a partner.

ASK ANSWER

1. People call Kenjiro "Ken" for short. Is there a short form for your name?
2. Do you have a nickname (another name)?

2. A: What is / What's your name, please?
B: It is / It's Mari Sol Fuentes.
A: Hmm, you are / you're not on my class roster. Your last name is Fuentes?
B: Yes, that is / that's right.

4 Speaking Meet your classmates!



- A** Listen to the conversation. Then practice with a partner.



Audio 1
Track 5

Liling: Hi, my name is Liling.
What's your name?

hi = hello

Alberto: Hi, Liling. I'm Alberto, but please call me Beto. It's my nickname.

Liling: Okay, Beto. Nice to meet you.

Alberto: It's nice to meet you, too.

- B** Complete this sentence with your name or nickname.

In this class, please call me _____.



- C** Practice the conversation again with your partner. Use your own names.



5 Speaking Strategy



- A** Using the Useful Expressions, meet six classmates. Write your classmates' names in the box.

My classmates

1. _____
2. _____
3. _____
4. _____
5. _____
6. _____

Useful Expressions

Introducing yourself

Hi, what's your name?

Hi, my name is Liling.

I'm Liling.

It's Liling.

My name is Mr. Porter.

I'm Ms. Whitman.

(It's) nice to meet you.

(It's) nice to meet you, too.



- B** Say your classmates' names to your partner.

My classmates' names are ...



What is the most common name in the world?

- a) Mohammed
- b) Zhang
- c) John

6 Language Link

Subject pronouns and possessive adjectives with *be*

A Match each sentence with a picture.

- He is** a soccer player.
- You** are a student.
- It is** a book.
- I am** a student.
- She is** a student.



B Complete the sentences. Use the words in the box.

Your My Its Her His

- I am** a student. My name **is** _____.
- You are** a student. _____ teacher **is** Ms. Whitman.
- She is** a student. _____ name **is** Kim.
- He is** a student. _____ name **is** Marco.
- It is** a book. _____ title **is** *World Link*.



Contractions with *be*

I am = I'm
you are = you're
she is = she's
he is = he's
it is = it's



C Complete the conversations. When possible, use contractions. Then practice with a partner.

- A: Hi, what _____ name?
B: _____ a student in this class.
- A: Who is that woman?
B: _____ the teacher. _____ name _____ Ms. Whitman.
- A: Who is that man?
B: _____ a student. _____ name _____ Omar.

7 Communication Nice to meet you!



Numbers 0-10

0 zero	4 four	8 eight
1 one	5 five	9 nine
2 two	6 six	10 ten
3 three	7 seven	

A Look at the answers. Write the questions.

1. What's _____ ?
My name is Cristina Diaz.
2. _____ ?
My e-mail address is CDiaz@*eazypost.com.
3. _____ ?
My phone number is (399) 555-7061.

B Imagine you are a new student at a school. Make up a new name, phone number, and e-mail address. Complete the form.



The English School of Melbourne, Australia

Last name

(613) _____
Cell phone number

First name(s)

E-mail address

C Meet four students. Write their information below. Remember to use your "new" information.

Student 1

Last name: _____

First name(s): _____

Phone number: _____

E-mail address: _____

Student 2

Last name: _____

First name(s): _____

Phone number: _____

E-mail address: _____

Student 3

Last name: _____

First name(s): _____

Phone number: _____

E-mail address: _____

Student 4

Last name: _____

First name(s): _____

Phone number: _____

E-mail address: _____