

ASPEN PUBLISHERS

CASENOTE™

Legal Briefs ®

BANKRUPTCY

Keyed to Courses Using

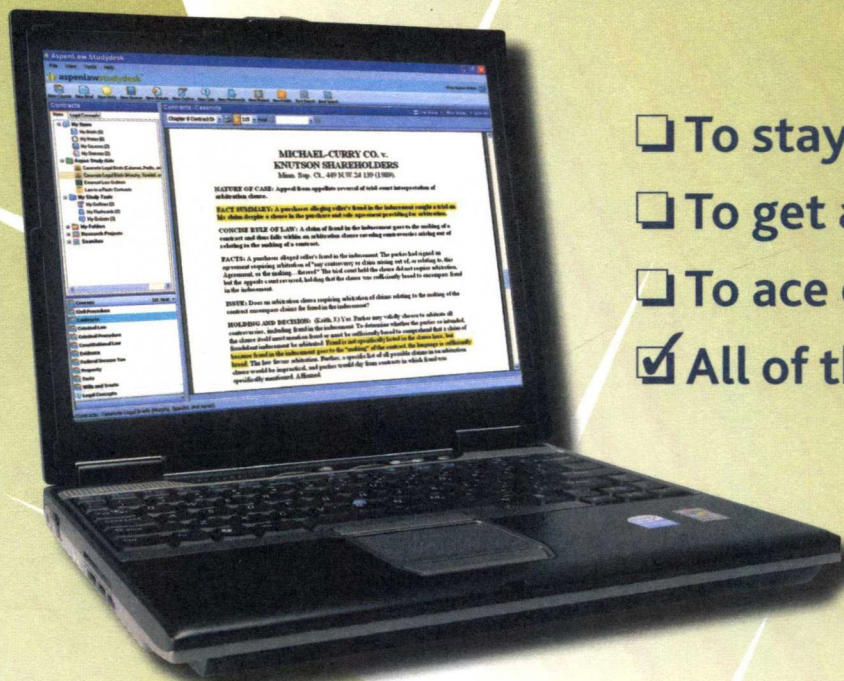
**Warren and Bussel's
Bankruptcy**

Eighth Edition

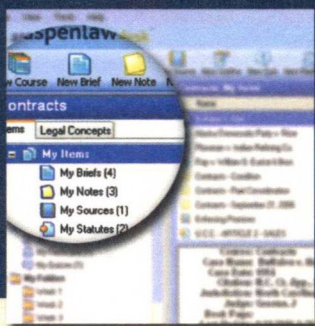


Wolters Kluwer
Law & Business

Why Use AspenLaw Studydesk Productivity Software?



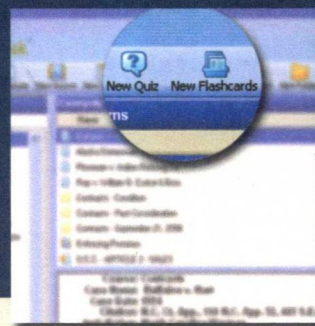
- ☐ To stay organized
- ☐ To get ahead
- ☐ To ace exams
- ☒ All of the above!



Organize your case briefs, class notes, legal statutes, and study materials with easy-to-use Templates and systematic Filing Tools designed specifically for legal education.



Integrate Aspen Publishers' eBook study aids with your own materials through Search results, the Legal Concepts index, and more.



Succeed in law school with Flashcard, Quiz, and Outlining tools that save you hours of study prep time and allow you to make the most of your own materials.

Look for other AspenLaw Studydesk products
at your local bookstore or visit www.AspenLaw.com.


Bar-in-a-Box[®]

COMPREHENSIVE MBE REVIEW FROM WHEREVER YOU ARE


From the name that got you
through your law school exams...



- Bar-in-a-Box[®] features a full set of six DVD MBE lectures, approximately 3 hours in length plus a seventh bonus lecture and a personal introduction by Steven Emanuel explaining the nuances of the MBE.



- Six complete MBE outlines help you form a mental map of each topic and sub-topic, and are presented in an easy-to-follow format.



- A 200-question exam allows you to simulate an actual MBE experience, and detailed answers explain both the right and wrong answer choices. **BONUS:** An additional online simulated exam assesses your strengths and weaknesses.



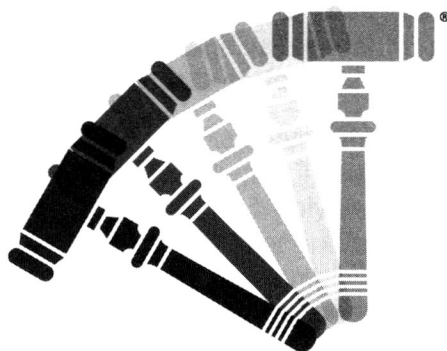
- An Emanuel Confidential mini-outline serves as your last-minute MBE review, to be used up until the minute you step into the examination itself.

Emanuel Bar Review's Bar-in-a-Box[®] provides you with comprehensive materials to help you pass the Multistate Bar Exam (MBE). The MBE is tested in 48 states* and is a significant portion of these states' Bar Examinations.

**except for Louisiana and Washington*

Now with **FREE**
included access
to an additional
200-question
MBE!

Look for Bar-in-a-Box[®] and other Emanuel Bar Review bar preparation resources at your local bookstore.



Casenote™ Legal Briefs

BANKRUPTCY

Keyed to Courses Using

**Warren and Bussel's
Bankruptcy**

Eighth Edition



Wolters Kluwer
Law & Business

AUSTIN BOSTON CHICAGO NEW YORK THE NETHERLANDS

This publication is designed to provide accurate and authoritative information in regard to the subject matter covered. It is sold with the understanding that the publisher is not engaged in rendering legal, accounting, or other professional services. If legal advice or other expert assistance is required, the services of a competent professional person should be sought.

— From a Declaration of Principles adopted jointly
by a Committee of the American Bar Association
and a Committee of Publishers and Associates

© 2010 Aspen Publishers, Inc. All Rights Reserved.
<http://lawschool.aspenpublishers.com>

No part of this publication may be reproduced or transmitted in any form or by any means, electronic or mechanical, including photocopy, recording, or any information storage and retrieval system, without permission in writing from the publisher. Requests for permission to make copies of any part of this publication should be mailed to:

Aspen Publishers
Attn: Permissions Dept.
76 Ninth Avenue, 7th Floor
New York, NY 10011-5201

To contact Customer Care, e-mail customer.care@aspenpublishers.com,
call 1-800-234-1660, fax 1-800-901-9075, or mail correspondence to:

Aspen Publishers
Attn: Order Department
P.O. Box 990
Frederick, MD 21705

Printed in the United States of America.

1 2 3 4 5 6 7 8 9 0

ISBN 978-0-7355-8941-4

About Wolters Kluwer Law & Business

Wolters Kluwer Law & Business is a leading provider of research information and workflow solutions in key specialty areas. The strengths of the individual brands of Aspen Publishers, CCH, Kluwer Law International and Loislaw are aligned within Wolters Kluwer Law & Business to provide comprehensive, in-depth solutions and expert-authored content for the legal, professional and education markets.

CCH was founded in 1913 and has served more than four generations of business professionals and their clients. The CCH products in the Wolters Kluwer Law & Business group are highly regarded electronic and print resources for legal, securities, antitrust and trade regulation, government contracting, banking, pension, payroll, employment and labor, and health-care reimbursement and compliance professionals.

Aspen Publishers is a leading information provider for attorneys, business professionals and law students. Written by preeminent authorities, Aspen products offer analytical and practical information in a range of specialty practice areas from securities law and intellectual property to mergers and acquisitions and pension/benefits. Aspen's trusted legal education resources provide professors and students with high-quality, up-to-date and effective resources for successful instruction and study in all areas of the law.

Kluwer Law International supplies the global business community with comprehensive English-language international legal information. Legal practitioners, corporate counsel and business executives around the world rely on the Kluwer Law International journals, loose-leafs, books and electronic products for authoritative information in many areas of international legal practice.

Loislaw is a premier provider of digitized legal content to small law firm practitioners of various specializations. Loislaw provides attorneys with the ability to quickly and efficiently find the necessary legal information they need, when and where they need it, by facilitating access to primary law as well as state-specific law, records, forms and treatises.

Wolters Kluwer Law & Business, a unit of Wolters Kluwer, is headquartered in New York and Riverwoods, Illinois. Wolters Kluwer is a leading multinational publisher and information services company.

Format for the Casenote Legal Brief

Nature of Case: This section identifies the form of action (e.g., breach of contract, negligence, battery), the type of proceeding (e.g., demurrer, appeal from trial court's jury instructions), or the relief sought (e.g., damages, injunction, criminal sanctions).

Palsgraf v. Long Island R.R. Co.

Injured bystander (P) v. Railroad company (D)

N.Y. Ct. App., 248 N.Y. 339, 162 N.E. 99 (1928).

Party ID: Quick identification of the relationship between the parties.

Fact Summary: This is included to refresh your memory and can be used as a quick reminder of the facts.

NATURE OF CASE: Appeal from judgment affirming verdict for plaintiff seeking damages for personal injury.

FACT SUMMARY: Helen Palsgraf (P) was injured on R.R.'s (D) train platform when R.R.'s (D) guard helped a passenger aboard a moving train, causing his package to fall on the tracks. The package contained fireworks which exploded, creating a shock that tipped a scale onto Palsgraf (P).

though unintended, could have been averted or avoided by observance of such a duty. The scope of the duty is limited by the range of danger that a reasonable person could foresee. In this case, there was nothing to suggest from the appearance of the parcel or otherwise that the parcel contained fireworks. The guard could not reasonably have had any warning of a threat to Palsgraf (P), and R.R. (D) therefore cannot be held liable. Judgment is reversed in favor of R.R. (D).

Rule of Law: Summarizes the general principle of law that the case illustrates. It may be used for instant recall of the court's holding and for classroom discussion or home review.

RULE OF LAW
The risk reasonably to be perceived defines the duty to be obeyed.

DISSENT: (Andrews, J.) The concept that there is no negligence unless R.R. (D) owes a legal duty to take care as to Palsgraf (P) herself is too narrow. Everyone owes to the world at large the duty of refraining from those acts that may unreasonably threaten the safety of others. If the guard's action was negligent as to those nearby, it was also negligent as to those outside what might be termed the "danger zone." For Palsgraf (P) to recover, R.R.'s (D) negligence must have been the proximate cause of her injury, a question of fact for the jury.

Concurrence/Dissent: All concurrences and dissents are briefed whenever they are included by the casebook editor.

Facts: This section contains all relevant facts of the case, including the contentions of the parties and the lower court holdings. It is written in a logical order to give the student a clear understanding of the case. The plaintiff and defendant are identified by their proper names throughout and are always labeled with a (P) or (D).

FACTS: Helen Palsgraf (P) purchased a ticket to Rockaway Beach from R.R. (D) and was waiting on the train platform. As she waited, two men ran to catch a train that was pulling out from the platform. The first man jumped aboard, but the second man, who appeared as if he might fall, was helped aboard by the guard on the train who had kept the door open so they could jump aboard. A guard on the platform also helped by pushing him onto the train. The man was carrying a package wrapped in newspaper. In the process, the man dropped his package, which fell on the tracks. The package contained fireworks and exploded. The shock of the explosion was apparently of great enough strength to tip over some scales at the other end of the platform, which fell on Palsgraf (P) and injured her. A jury awarded her damages, and R.R. (D) appealed.

ISSUE: Does the risk reasonably to be perceived define the duty to be obeyed?

HOLDING AND DECISION: (Cardozo, C.J.) Yes. The risk reasonably to be perceived defines the duty to be obeyed. If there is no foreseeable hazard to the injured party as the result of a seemingly innocent act, the act does not become a tort because it happened to be a wrong as to another. If the wrong was not willful, the plaintiff must show that the act as to her had such great and apparent possibilities of danger as to entitle her to protection. Negligence in the abstract is not enough upon which to base liability. Negligence is a relative concept, evolving out of the common law doctrine of trespass on the case. To establish liability, the defendant must owe a legal duty of reasonable care to the injured party. A cause of action in tort will lie where harm,

ANALYSIS

The majority defined the limit of the defendant's liability in terms of the danger that a reasonable person in defendant's situation would have perceived. The dissent argued that the limitation should not be placed on liability, but rather on damages. Judge Andrews suggested that only injuries that would not have happened but for R.R.'s (D) negligence should be compensable. Both the majority and dissent recognized the policy-driven need to limit liability for negligent acts, seeking, in the words of Judge Andrews, to define a framework "that will be practical and in keeping with the general understanding of mankind." The Restatement (Second) of Torts has accepted Judge Cardozo's view.

Analysis: This last paragraph gives you a broad understanding of where the case "fits in" with other cases in the section of the book and with the entire course. It is a hornbook-style discussion indicating whether the case is a majority or minority opinion and comparing the principal case with other cases in the casebook. It may also provide analysis from restatements, uniform codes, and law review articles. The analysis will prove to be invaluable to classroom discussion.

Quicknotes

FORESEEABILITY A reasonable expectation that change is the probable result of certain acts or omissions.

NEGLIGENCE Conduct falling below the standard of care that a reasonable person would demonstrate under similar conditions.

PROXIMATE CAUSE The natural sequence of events without which an injury would not have been sustained.

Issue: The issue is a concise question that brings out the essence of the opinion as it relates to the section of the casebook in which the case appears. Both substantive and procedural issues are included if relevant to the decision.

Holding and Decision: This section offers a clear and in-depth discussion of the rule of the case and the court's rationale. It is written in easy-to-understand language and answers the issue presented by applying the law to the facts of the case. When relevant, it includes a thorough discussion of the exceptions to the case as listed by the court, any major cites to the other cases on point, and the names of the judges who wrote the decisions.

Quicknotes: Conveniently defines legal terms found in the case and summarizes the nature of any statutes, codes, or rules referred to in the text.

Note to Students

Aspen Publishers is proud to offer *Casenote Legal Briefs*—continuing thirty years of publishing America’s best-selling legal briefs.

Casenote Legal Briefs are designed to help you save time when briefing assigned cases. Organized under convenient headings, they show you how to abstract the basic facts and holdings from the text of the actual opinions handed down by the courts. Used as part of a rigorous study regimen, they can help you spend more time analyzing and critiquing points of law than on copying bits and pieces of judicial opinions into your notebook or outline.

Casenote Legal Briefs should never be used as a substitute for assigned casebook readings. They work best when read as a follow-up to reviewing the underlying opinions themselves. Students who try to avoid reading and digesting the judicial opinions in their casebooks or online sources will end up shortchanging themselves in the long run. The ability to absorb, critique, and restate the dynamic and complex elements of case law decisions is crucial to your success in law school and beyond. It cannot be developed vicariously.

Casenote Legal Briefs represents but one of the many offerings in Aspen’s Study Aid Timeline, which includes:

- *Casenote Legal Briefs*
- *Emanuel Law Outlines*
- *Examples & Explanations* Series
- *Introduction to Law* Series
- *Emanuel Law in a Flash* Flashcards
- *Emanuel CrunchTime* Series

Each of these series is designed to provide you with easy-to-understand explanations of complex points of law. Each volume offers guidance on the principles of legal analysis and, consulted regularly, will hone your ability to spot relevant issues. We have titles that will help you prepare for class, prepare for your exams, and enhance your general comprehension of the law along the way.

To find out more about Aspen Study Aid publications, visit us online at <http://lawschool.aspenpublishers.com> or email us at legaledu@wolterskluwer.com. We’ll be happy to assist you.

Free access to Briefs online!

Download cases from this Casenote Legal Brief. Simply fill out this form for full access to this useful feature provided by Loislaw. Learn more about Loislaw services on the inside front cover of this book or visit www.loislawschool.com.

Name	Phone ()	
Address		Apt. No.
City	State	ZIP Code
Law School	Year (check one) <input type="checkbox"/> 1st <input type="checkbox"/> 2nd <input type="checkbox"/> 3rd	

Cut out the UPC found on the lower left-hand corner of the back cover of this book. Staple the UPC inside this box. Only the original UPC from the book cover will be accepted. No photocopies or store stickers are allowed.

<p style="text-align: center;">Attach UPC inside this box.</p>

Email (Print legibly or you may not get access!)
Title of this book (course subject)
Used with which casebook (provide author's name)

Mail the completed form to:

Aspen Publishers, Inc.
Legal Education Division
Casenote Online Access
130 Turner Street, Building 3, 4th Floor
Waltham, MA 02453-8901

<p><i>I understand that online access is granted solely to the purchaser of this book for the academic year in which it was purchased. Any other usage is not authorized and will result in immediate termination of access. Sharing of codes is strictly prohibited.</i></p> <p style="text-align: right;">Signature _____</p>
--

Upon receipt of this completed form, you will be emailed codes with which to access the briefs for this Casenote Legal Brief. Online briefs are not available for all titles. For a full list of Casenote Legal Brief titles, please visit <http://lawschool.aspenpublishers.com>.

Make a photocopy of this form and your UPC for your records.

For detailed information on the use of the information you provide on this form, please see the PRIVACY POLICY at www.aspenpublishers.com.

How to Brief a Case

A. Decide on a Format and Stick to It

Structure is essential to a good brief. It enables you to arrange systematically the related parts that are scattered throughout most cases, thus making manageable and understandable what might otherwise seem to be an endless and unfathomable sea of information. There are, of course, an unlimited number of formats that can be utilized. However, it is best to find one that suits your needs and stick to it. Consistency breeds both efficiency and the security that when called upon you will know where to look in your brief for the information you are asked to give.

Any format, as long as it presents the essential elements of a case in an organized fashion, can be used. Experience, however, has led *Casenotes* to develop and utilize the following format because of its logical flow and universal applicability.

NATURE OF CASE: This is a brief statement of the legal character and procedural status of the case (e.g., “Appeal of a burglary conviction”).

There are many different alternatives open to a litigant dissatisfied with a court ruling. The key to determining which one has been used is to discover *who is asking this court for what*.

This first entry in the brief should be kept as *short as possible*. Use the court’s terminology if you understand it. But since jurisdictions vary as to the titles of pleadings, the best entry is the one that addresses who wants what in this proceeding, not the one that sounds most like the court’s language.

RULE OF LAW: A statement of the general principle of law that the case illustrates (e.g., “An acceptance that varies any term of the offer is considered a rejection and counteroffer”).

Determining the rule of law of a case is a procedure similar to determining the issue of the case. Avoid being fooled by red herrings; there may be a few rules of law mentioned in the case excerpt, but usually only one is *the* rule with which the casebook editor is concerned. The techniques used to locate the issue, described below, may also be utilized to find the rule of law. Generally, your best guide is simply the chapter heading. It is a clue to the point the casebook editor seeks to make and should be kept in mind when reading every case in the respective section.

FACTS: A synopsis of only the essential facts of the case, i.e., those bearing upon or leading up to the issue.

The facts entry should be a short statement of the events and transactions that led one party to initiate legal proceedings against another in the first place. While some cases conveniently state the salient facts at the beginning of the decision, in other instances they will have to be culled from hiding places throughout the text, even from concurring and dissenting opinions. Some of the “facts” will often be in dispute and should be so noted. Conflicting evidence may be briefly pointed up. “Hard” facts must be included. Both must be *relevant* in order to be listed in the facts entry. It is impossible to tell what is relevant until the entire case is read, as the ultimate determination of the rights and liabilities of the parties may turn on something buried deep in the opinion.

Generally, the facts entry should not be longer than three to five *short* sentences.

It is often helpful to identify the role played by a party in a given context. For example, in a construction contract case the identification of a party as the “contractor” or “builder” alleviates the need to tell that that party was the one who was supposed to have built the house.

It is always helpful, and a good general practice, to identify the “plaintiff” and the “defendant.” This may seem elementary and uncomplicated, but, especially in view of the creative editing practiced by some casebook editors, it is sometimes a difficult or even impossible task. Bear in mind that the *party presently* seeking something from this court may not be the plaintiff, and that sometimes only the cross-claim of a defendant is treated in the excerpt. Confusing or misaligning the parties can ruin your analysis and understanding of the case.

ISSUE: A statement of the general legal question answered by or illustrated in the case. For clarity, the issue is best put in the form of a question capable of a “yes” or “no” answer. In reality, the issue is simply the Rule of Law put in the form of a question (e.g., “May an offer be accepted by performance?”).

The major problem presented in discerning what is *the* issue in the case is that an opinion usually purports to raise and answer several questions. However, except for rare cases, only one such question is really the issue in the case. Collateral issues not necessary to the resolution of the matter in controversy are handled by the court by language known as “*obiter dictum*” or merely “*dictum*.” While dicta may be included later in the brief, they have no place under the issue heading.

To find the issue, ask *who wants what* and then go on to ask *why did that party succeed or fail in getting it*. Once this is determined, the “why” should be turned into a question.

The complexity of the issues in the cases will vary, but in all cases a single-sentence question should sum up the issue. *In a few cases*, there will be two, or even more rarely, three issues of equal importance to the resolution of the case. Each should be expressed in a single-sentence question.

Since many issues are resolved by a court in coming to a final disposition of a case, the casebook editor will reproduce the portion of the opinion containing the issue or issues most relevant to the area of law under scrutiny. A noted law professor gave this advice: "Close the book; look at the title on the cover." Chances are, if it is Property, you need not concern yourself with whether, for example, the federal government's treatment of the plaintiff's land really raises a federal question sufficient to support jurisdiction on this ground in federal court.

The same rule applies to chapter headings designating sub-areas within the subjects. They tip you off as to what the text is designed to teach. The cases are arranged in a casebook to show a progression or development of the law, so that the preceding cases may also help.

It is also most important to remember to *read the notes and questions* at the end of a case to determine what the editors wanted you to have gleaned from it.

HOLDING AND DECISION: This section should succinctly explain the rationale of the court in arriving at its decision. In capsulizing the "reasoning" of the court, it should always include an application of the general rule or rules of law to the specific facts of the case. Hidden justifications come to light in this entry; the reasons for the state of the law, the public policies, the biases and prejudices, those considerations that influence the justices' thinking and, ultimately, the outcome of the case. At the end, there should be a short indication of the disposition or procedural resolution of the case (e.g., "Decision of the trial court for Mr. Smith (P) reversed").

The foregoing format is designed to help you "digest" the reams of case material with which you will be faced in your law school career. Once mastered by practice, it will place at your fingertips the information the authors of your casebooks have sought to impart to you in case-by-case illustration and analysis.

B. Be as Economical as Possible in Briefing Cases

Once armed with a format that encourages succinctness, it is as important to be economical with regard to the time spent on the actual reading of the case as it is to be economical in the writing of the brief itself. This does not mean "skimming" a case. Rather, it means reading the case with an "eye" trained to recognize into which "section" of your brief a particular passage or line fits and having a system for quickly and precisely marking the case so that the passages fitting any one particular part of

the brief can be easily identified and brought together in a concise and accurate manner when the brief is actually written.

It is of no use to simply repeat everything in the opinion of the court; record only enough information to trigger your recollection of what the court said. Nevertheless, an accurate statement of the "law of the case," i.e., the legal principle applied to the facts, is absolutely essential to class preparation and to learning the law under the case method.

To that end, it is important to develop a "shorthand" that you can use to make margin notations. These notations will tell you at a glance in which section of the brief you will be placing that particular passage or portion of the opinion.

Some students prefer to underline all the salient portions of the opinion (with a pencil or colored underliner marker), making marginal notations as they go along. Others prefer the color-coded method of underlining, utilizing different colors of markers to underline the salient portions of the case, each separate color being used to represent a different section of the brief. For example, blue underlining could be used for passages relating to the rule of law, yellow for those relating to the issue, and green for those relating to the holding and decision, etc. While it has its advocates, the color-coded method can be confusing and time-consuming (all that time spent on changing colored markers). Furthermore, it can interfere with the continuity and concentration many students deem essential to the reading of a case for maximum comprehension. In the end, however, it is a matter of personal preference and style. Just remember, whatever method you use, underlining must be used sparingly or its value is lost.

If you take the marginal notation route, an efficient and easy method is to go along underlining the key portions of the case and placing in the margin alongside them the following "markers" to indicate where a particular passage or line "belongs" in the brief you will write:

- N (NATURE OF CASE)
- RL (RULE OF LAW)
- I (ISSUE)
- HL (HOLDING AND DECISION, relates to the RULE OF LAW behind the decision)
- HR (HOLDING AND DECISION, gives the RATIONALE or reasoning behind the decision)
- HA (HOLDING AND DECISION, APPLIES the general principle(s) of law to the facts of the case to arrive at the decision)

Remember that a particular passage may well contain information necessary to more than one part of your brief, in which case you simply note that in the margin. If you are using the color-coded underlining method instead of margin notation, simply make asterisks or

checks in the margin next to the passage in question in the colors that indicate the additional sections of the brief where it might be utilized.

The economy of utilizing “shorthand” in marking cases for briefing can be maintained in the actual brief writing process itself by utilizing “law student shorthand” within the brief. There are many commonly used words and phrases for which abbreviations can be substituted in your briefs (and in your class notes also). You can develop abbreviations that are personal to you and which will save you a lot of time. A reference list of briefing abbreviations can be found on page xii of this book.

C. Use Both the Briefing Process and the Brief as a Learning Tool

Now that you have a format and the tools for briefing cases efficiently, the most important thing is to make the time spent in briefing profitable to you and to make the most advantageous use of the briefs you create. Of course, the briefs are invaluable for classroom reference when you are called upon to explain or analyze a particular

case. However, they are also useful in reviewing for exams. A quick glance at the fact summary should bring the case to mind, and a rereading of the rule of law should enable you to go over the underlying legal concept in your mind, how it was applied in that particular case, and how it might apply in other factual settings.

As to the value to be derived from engaging in the briefing process itself, there is an immediate benefit that arises from being forced to sift through the essential facts and reasoning from the court’s opinion and to succinctly express them in your own words in your brief. The process ensures that you understand the case and the point that it illustrates, and that means you will be ready to absorb further analysis and information brought forth in class. It also ensures you will have something to say when called upon in class. The briefing process helps develop a mental agility for getting to the *gist* of a case and for identifying, expounding on, and applying the legal concepts and issues found there. The briefing process is the mental process on which you must rely in taking law school examinations; it is also the mental process upon which a lawyer relies in serving his clients and in making his living.

Abbreviations for Briefs

acceptance	acp	offer	O
affirmed	aff	offeree	OE
answer	ans	offeror	OR
assumption of risk	a/r	ordinance	ord
attorney	atty	pain and suffering	p/s
beyond a reasonable doubt	b/r/d	parol evidence	p/e
bona fide purchaser	BFP	plaintiff	P
breach of contract	br/k	prima facie	p/f
cause of action	c/a	probable cause	p/c
common law	c/l	proximate cause	px/c
Constitution	Con	real property	r/p
constitutional	con	reasonable doubt	r/d
contract	K	reasonable man	r/m
contributory negligence	c/n	rebuttable presumption	rb/p
cross	x	remanded	rem
cross-complaint	x/c	res ipsa loquitur	RIL
cross-examination	x/ex	respondeat superior	r/s
cruel and unusual punishment	c/u/p	Restatement	RS
defendant	D	reversed	rev
dismissed	dis	Rule Against Perpetuities	RAP
double jeopardy	d/j	search and seizure	s/s
due process	d/p	search warrant	s/w
equal protection	e/p	self-defense	s/d
equity	eq	specific performance	s/p
evidence	ev	statute of limitations	S/L
exclude	exc	statute of frauds	S/F
exclusionary rule	exc/r	statute	S
felony	f/n	summary judgment	s/j
freedom of speech	f/s	tenancy in common	t/c
good faith	g/f	tenancy at will	t/w
habeas corpus	h/c	tenant	t
hearsay	hr	third party	TP
husband	H	third party beneficiary	TPB
in loco parentis	ILP	transferred intent	TI
injunction	inj	unconscionable	uncon
inter vivos	I/v	unconstitutional	unconst
joint tenancy	j/t	undue influence	u/e
judgment	judgt	Uniform Commercial Code	UCC
jurisdiction	jur	unilateral	uni
last clear chance	LCC	vendee	VE
long-arm statute	LAS	vendor	VR
majority view	maj	versus	v
meeting of minds	MOM	void for vagueness	VFV
minority view	min	weight of the evidence	w/e
Miranda warnings	Mir/w	weight of authority	w/a
Miranda rule	Mir/r	wife	W
negligence	neg	with	w/
notice	ntc	within	w/i
nuisance	nus	without prejudice	w/o/p
obligation	ob	without	w/o
obscene	obs	wrongful death	wr/d

Table of Cases

A	A.H. Robins Co. v. Piccinin	28	M	Madaj, In re.....	18
	American Express Travel Related Services Co. v. Hashemi.....	22		Majewski, In re	23
	Armstrong World Industries, Inc., In re.....	91		Maxwell Communication Corporation, In re.....	101
	Arnold & Baker Farms, In re	89		McCannon v. Marston.....	55
	Associates Commercial Corporation v. Rash	13		Milavetz, Gallop & Milavetz, P.A. v. United States	62
B	Bank of America v. 203 North LaSalle Street Partnership.....	94	N	Nobelman v. American Savings Bank	67
	Bay Plastics, Inc. v. BT Commercial Corp.....	54		Northern Merchandise, Inc., In re	53
	BFP v. Resolution Trust Co.....	50		Norwest Bank Nebraska v. Tveten	5
	Butner v. United States.....	2	O	Orfa Corp. of Philadelphia, In re.....	86
C	Catapult Entertainment, Inc., In re.....	35		Owens Corning, Inc., In re.....	59
	Central Virginia Community College v. Katz	98	P	Patton v. Bearden.....	30
	Century Glove, Inc. v. First American Bank of New York.....	81		Pioneer Ford Sales, Inc., In re	37
	Citizens Bank of Maryland v. Strumpf.....	49		Piper Aircraft, In re	10
	Clark Pipe & Supply Co., Matter of.....	58		Powerine Oil Co., In re	48
	Crawford, In re.....	64		Precision Industries, Inc. v. Qualitech Steel SBQ, LLC	39
	Credit Alliance Corp. v. Williams.....	29		PW, LLC, In re.....	78
F	Figter Limited, In re.....	82	R	Robinson v. Wangemann	52
G	General Electric Credit Corp. v. Levin & Weintraub	73	S	Saybrook Manufacturing Co., Matter of.....	76
	Granfinanciera, S.A. v. Nordberg	100		Silveira, In re.....	4
	Great Western Bank v. Sierra Woods Group.....	90		Soares, In re	26
	Greystone III Joint Venture, Matter of.....	84		Standor Jewelers West, Inc., In re.....	43
H	Hanson v. First National Bank in Brookings.....	7	T	Till v. SCS Credit Corporation	87
	Hartford Underwriters Ins. Co. v. Union Planters Bank, N.A.	74		Toledo, In re	96
	Holtkamp, In re	31		Tolona Pizza Products Corp., In re	47
J	Jartran, Inc., In re.....	15		Toth v. Michigan State Housing Development Authority	24
	Johnson v. First National Bank	27		Trak Auto Corporation, In re	44
K	Kawaauhau v. Geiger.....	21	U	U.L. Radio Corp., Matter of.....	42
	Klein Sleep Products, Inc., In re	41		Union Bank v. Wolas	46
	Kmart Corporation, Matter of.....	71		United Savings Assoc. of Texas v. Timbers of Inwood Forest Assoc., Ltd.	70
L	Lionel Corp., In re	77		U.S. Truck Co., In re.....	83
	Lubrizol Enterprises, Inc. v. Richmond Metal Finishers, Inc.	34	W	Ward, In re.....	12
				Werthen, In re	19
				Whitcomb & Keller Mortgage Co., Matter of	38
				Wright, In re	65

