


Essentials *of* Geology



SECOND EDITION

Reed Wicander & James S. Monroe

Now included FREE!

In-Terra-Active 2.0 CD-ROM

Essentials *of* Geology

S E C O N D E D I T I O N

Reed Wicander & James S. Monroe

CENTRAL MICHIGAN UNIVERSITY



Wadsworth Publishing Company
I(T)P® An International Thomson Publishing Company

Belmont, CA • Albany, NY • Boston • Cincinnati • Johannesburg • London • Madrid • Melbourne
Mexico City • New York • Pacific Grove, CA • Scottsdale, AZ • Singapore • Tokyo • Toronto

Earth Science Editor: Stacey Purviance
Editorial Assistant: Erin Conlon
Marketing Manager: Christine Henry
Project Editor: Tanya Nigh
Print Buyer: Stacey Weinberger
Permissions Editor: Bob Kauser
Production: Ruth Cottrell
Designer: Design Office, San Francisco
Copy Editor: Betty Duncan
Illustrator: Precision Graphics and Carlyn Iverson
Cover Design: Stephen Rapley
Cover Image: Thomas Moran (1837–1926). The Lower Gorge of the Grand Canyon. Art Resource, New York.
Compositor: GTS Graphics
Printer: R. R. Donnelley & Sons/Roanoke

COPYRIGHT © 1999 by Wadsworth Publishing Company
A Division of International Thomson Publishing Inc.
ITP® The ITP logo is a registered trademark under license.

Printed in the United States of America
1 2 3 4 5 6 7 8 9 10

For more information, contact Wadsworth Publishing Company,
10 Davis Drive, Belmont, CA 94002, or electronically at
<http://www.wadsworth.com>

International Thomson Publishing Europe	International Thomson Editores
Berkshire House	Seneca, 53
168-173 High Holborn	Colonia Polanco
London, WC1V 7AA, United Kingdom	11560 México D.F. México

Nelson ITP, Australia	International Thomson Publishing Asia
102 Dodds Street	60 Albert Street
South Melbourne	#15-01 Albert Complex
Victoria 3205 Australia	Singapore 189969

Nelson Canada	International Thomson Publishing Japan
1120 Birchmount Road	Hirakawa-chō Kyowa Building, 3F
Scarborough, Ontario	2-2-1 Hirakawa-cho, Chiyoda-ku
Canada M1K 5G4	Tokyo 102 Japan


International Thomson Publishing Southern Africa
Building 18, Constantia Square
138 Sixteenth Road, P.O. Box 2459
Halfway House, 1685 South Africa

All rights reserved. No part of this work covered by the copyright hereon
may be reproduced or used in any form or by any means—graphic, elec-
tronic, or mechanical, including photocopying, recording, taping, or infor-
mation storage and retrieval systems—without the written permission of
the publisher.

Library of Congress Cataloging-in-Publication Data


Wicander, Reed
Essentials of geology / Reed Wicander, James S. Monroe. — 2nd ed.
p. cm.
Includes bibliographical references and index.
ISBN 0-534-54774-5
1. Geology. I. Monroe, James S. (James Stewart).
II. Title.
QE26.2.W53 1998 98-28421
550—dc21

About the Authors



REED WICANDER

REED WICANDER is a geology professor at Central Michigan University where he teaches physical geology, historical geology, prehistoric life, and invertebrate paleontology. He has co-authored several geology textbooks with James S. Monroe. His main research interests involve various aspects of Paleozoic palynology, specifically the study of acritarchs, on which he has published many papers. He is a past president of the American Association of Stratigraphic Palynologists and currently a councilor of the International Federation of Palynological Societies.



JAMES S. MONROE

JAMES S. MONROE is professor emeritus of geology at Central Michigan University where he taught physical geology, historical geology, prehistoric life, and stratigraphy and sedimentology since 1975. He has co-authored several textbooks with Reed Wicander and has interests in Cenozoic geology and geologic education.

Preface

Earth is a dynamic planet

that has changed continuously during its 4.6 billion years of existence. The size, shape, and geographic distribution of the continents and ocean basins have changed through time, as have the atmosphere and biota. Over the past 20 years, bold new theories and discoveries concerning Earth's origin and how it works have sparked a renewed interest in geology. We have become increasingly aware of how fragile our planet is and, more importantly, how interdependent all of its various systems are. We have learned that we cannot continually pollute our environment and that our natural resources are limited and, in most cases, nonrenewable. Furthermore, we are coming to realize how central geology is to our everyday lives. For these and other reasons, geology is one of the most important college or university courses a student can take.

Essentials of Geology is designed for a one-semester introductory course and is written with the student in mind. One of the problems with any introductory science course is that students are overwhelmed by the amount of material that must be learned. Furthermore, most of the material does not seem to be linked by any unifying theme and does not always appear to be relevant to their lives.

One of the goals of this book is to provide students with a basic understanding of geology and its processes and, more importantly,

with an understanding of how geology relates to the human experience: that is, how geology affects not only individuals but society in general. With these goals in mind, we introduce the major themes of the book in the first chapter to provide students with an overview of the subject and to enable them to see how the various systems of Earth are interrelated. We also discuss the economic and environmental aspects of geology throughout the book rather than treating these topics in separate chapters. In this way students can see, through relevant and interesting examples, how geology impacts our lives.

New Features in the Second Edition

THE second edition has undergone considerable rewriting and updating to produce a book that is easier to read with a high level of current information and many new photographs, prologues, and perspectives. Drawing on the comments and suggestions of reviewers, we have incorporated many new features into this edition. One of the more noticeable changes is that we have added an Epilogue that summarizes the grand aspects of the topics covered in this book and places them in perspective in terms of Earth systems.

New material in this edition of

Essentials of Geology includes a section on Earth systems and sustainable development in Chapter 1 as well as updated information on recent earthquakes and the seismic-moment magnitude scale in Chapter 9. Several parts of Chapter 10 (Deformation and Mountain Building) have been rewritten and clarified, especially the section on mountains. The chapters on surface processes (Chapters 11–16) are still largely descriptive, but many of the sections of these chapters have been rewritten to emphasize the dynamic nature of these processes. Chapters 18 (Earth History) and 19 (Life History) have been updated and revised, including an expanded treatment of the Precambrian.

Current information on mineral and energy resources and environmental issues has been added to many chapters, such as a discussion of natural resources for each Era in Chapter 18 and new information on methane hydrate in the Exclusive Economic Zone in Chapter 16. Updated Perspectives relating to mineral and energy resources and environmental issues include Gold (Chapter 3), Asbestos (Chapter 8), and Radioactive Waste Disposal (Chapter 16).

Other important changes include a number of new Prologues, such as gemstones (Chapter 3), the A.D. 79 eruption of Mt. Vesuvius (Chapter 5), differential weathering and erosion, highlighting Bryce and Badlands National Parks (Chapter 6), and mountains and how their heights are measured (Chapter 10). New Perspectives also appear, such as the abundance of fossils (Chapter 7), surging glaciers (Chapter 14), Cape Cod, Massachusetts (Chapter 16), petroglyphs (Chapter 18), and Mary Anning's contribution to paleontology (Chapter 19).

Many photographs in the first edition have been replaced, including most of the chapter-opening photographs. In addition, a number of photographs within the chapters have been enlarged to enhance their visual impact. We feel the rewriting and updating done in the text as well as the addition of new photographs greatly improves the second edition by making it easier to read and comprehend, as well as a more effective teaching tool. Additionally, improvements have been made in the ancillary package that accompanies the book.

World Wide Web Activities

ONE of the new features of this book is the section at the end of each chapter titled World Wide Web Activities. Each section lists several web sites relevant to the chapter. These sites were selected because they expand the topic coverage of the chapter or supply updates on recent research or events, such as volcanic eruptions, earthquakes, or dinosaurs. Each site has a short summary as well as some questions for students to answer. Furthermore, most sites contain links to other sites students may find of interest.

Rather than publishing the URL (universal resource locator) for each site, we have instructed students to log on to

<http://www.wadsworth.com/geo> for direct links to the sites listed as well as additional related web sites. The advantage of logging on to the Wadsworth web site is that the URL for each site is kept current and new sites can be added between editions.

We think students will find the

World Wide Web Activities section a valuable and useful resource in their geological education.

CD-ROM Explorations

THE second edition of *Essentials of Geology* is accompanied by *Interactive Version 2.0: The Wadsworth Geology CD-ROM for Students*. At the end of each chapter, students will find sections titled CD-ROM Exploration. These engaging, end-of-chapter sections will encourage students to explore the corresponding interactive CD-ROM module(s) to gain greater understanding of the key concepts and processes presented in each chapter.

Text Organization

PLATE tectonic theory is the unifying theme of geology and this book. This theory has revolutionized geology because it provides a global perspective of Earth and allows geologists to treat many seemingly unrelated geologic phenomena as part of a total planetary system. Because plate tectonic theory is so important, it is covered in Chapter 2 and is discussed in most subsequent chapters in terms of the subject matter of that chapter.

We have organized *Essentials of Geology* into several informal categories. Chapter 1 is an introduction to geology and Earth systems, its relevance to the human experience, plate tectonic theory, the rock cycle, geologic time and uniformitarianism, and the origin of the solar system and Earth. Chapter 2 deals with plate tectonics, while Chapters 3–8 examine Earth's materials (minerals and igneous, sedimentary, and metamorphic rocks) and the geo-

logic processes associated with them, including the role of plate tectonics in their origin and distribution. Chapters 9 and 10 deal with the related topics of Earth's interior, earthquakes, deformation, and mountain building. Chapters 11–16 cover Earth's surface processes, and Chapter 17 discusses geologic time, introduces several dating methods, and explains how geologists correlate rocks. Chapters 18 and 19 provide an overview of the geologic history of Earth and its biota. A short Epilogue summarizes the broad aspects of the topics covered in this book and places them in perspective in terms of Earth systems.

Chapter Organization

ALL chapters have the same organizational format. Each chapter opens with a small photograph set within a large background photograph that relates to the chapter material, a detailed outline, and a Prologue, which is intended to stimulate interest in the chapter by discussing some aspect of the material.

The text is written in a clear informal style, making it easy for students to comprehend. Numerous color diagrams and photographs complement the text, providing a visual representation of the concepts and information presented. Each chapter contains a Perspective that presents a brief discussion of an interesting aspect of geology or geological research. Mineral and energy resources are discussed in the final sections of a number of chapters to provide interesting, relevant information in the context of the chapter topics.

The end-of-chapter materials begin with a concise review of impor-

tant concepts and ideas in the Chapter Summary. The Important Terms, which are printed in bold-face type in the chapter text, are listed at the end of each chapter for easy review, and a full glossary of important terms appears at the end of the text. The Review Questions are another important feature of this book; they include multiple-choice questions with answers as well as short answer and essay questions, and thought-provoking and quantitative questions under the Points to Ponder heading. Many new multiple-choice questions as well as short answer and essay questions have been added in each chapter for this edition. Each chapter concludes with World Wide Web Activities and a CD-ROM Exploration. An up-to-date list of references for each chapter is provided in the Additional Readings section located at the text-specific web site. Go to <http://www.wadsworth.com/geo>. Most of these references are written at a level appropriate for beginning students interested in pursuing a particular topic.

Special Features

THIS book contains a number of special features that set it apart from other geology textbooks. Among them are a critical thinking and study skills section, the chapter Prologues, the integration of economic and environmental geologic issues throughout the book, a set of multiple-choice questions with answers for each chapter, a Points to Ponder section that contains thought-provoking and quantitative questions, and two new sections, World Wide Web Activities and CD-ROM Exploration.

STUDY SKILLS

Immediately following the Preface is a section devoted to developing critical thinking and study skills. This section contains hints to help students improve their study habits, prepare for exams, and generally get the most out of every course they take. While these tips can be helpful in any course, many of them are particularly relevant to geology. Whether students are just beginning college or about to graduate, it will pay them to take a few minutes to read this section.

PROLOGUES

Many of the introductory Prologues focus on the human aspects of geology, such as the eruption of Krakatau (Chapter 1), the A.D. 79 eruption of Mount Vesuvius (Chapter 5), the 1994 Northridge earthquake (Chapter 9), and the Flood of '93 (Chapter 12).

ECONOMIC AND ENVIRONMENTAL GEOLOGY

The topics of environmental and economic geology are discussed throughout the text. Integrating economic and environmental geology with the chapter material helps students see the importance and relevance of geology to their lives. In addition, many chapters close with a section on resources, further emphasizing the importance of geology in today's world.

ILLUSTRATIONS

Many of the illustrations depicting geologic processes or events are block diagrams rather than cross sections so that students can more easily visualize the salient features

of these processes and events. Some illustrations have also been updated and revised to make them easier to understand. Photos and art have been used together to clarify the geologic features being discussed. Our color Paleogeographic maps in Chapter 18 are designed to illustrate clearly and accurately the geography during the various geologic periods. Full-color scenes showing associations of plants and animals in Chapter 19 are based on the most current interpretations. Great care has been taken to ensure that the art and captions provide an attractive, informative, and accurate illustration program.

PERSPECTIVES

The chapter Perspectives focus on aspects of environmental, economic, or planetary geology, as well as National Parks, Monuments, and Seashores. They include The Aral Sea (Chapter 1), asbestos (Chapter 8), radioactive waste disposal (Chapter 13), and Cape Cod, Massachusetts (Chapter 16). The topics for the Perspectives were chosen to provide students with an overview of the many fascinating aspects of geology. The Perspectives can be assigned as part of the chapter reading, used as the basis for lecture or discussion topics, or even used as the starting point for student papers.

Ancillary Materials

TO accompany *Essentials of Geology*, 2e, we are pleased to offer a full suite of text and multimedia products.

► **THE WADSWORTH EARTH SCIENCE RESOURCE CENTER ON THE WORLD WIDE WEB**

<http://www.wadsworth.com/geo>

An award-winning site that makes an encyclopedia's worth of online resources easy to find. It includes map resources and online field trips.

► **THE ESSENTIALS OF GEOLOGY, 2E BOOK SPECIFIC WEB SITE**

<http://www.wadsworth.com/geo>

Through the Wadsworth main Earth Science Resource Center site, you can also access resources specific to the book, including hyper-contents (where links for each chapter expand the book's coverage), critical thinking questions, and self-quizzes for students.

► **THE WADSWORTH GEOLINK: GEOLOGY AND OCEANOGRAPHY PRESENTATION TOOL**

The Wadsworth Geolink is the one instructor's tool that will allow you to build years' worth of multimedia presentations. Through a friendly interface, users are able to assemble, edit, publish, and present custom lectures, consisting of your choice of images, animation, QuickTime movies, and text you create. Once done, you can save a lecture presentation of a web site or export to any word processor. The content and organization of the media files correspond to major Wadsworth titles in earth science, including Ahrens' *Meteorology Today*, 5e, Pipkin/Trent's *Geology and the Environment*, 2e and Wicander/Monroe's *Essentials of Geology*, 2e.
GeoLink 2.0 ISBN 0-534-54225-5
GeoLink 3.0 ISBN 0-534-52190-8

► **CNN'S PHYSICAL GEOLOGY TODAY**

Wadsworth has partnered with CNN to bring you videotapes with 90 minutes worth of recent news coverage of major topics in physical geology: volcanoes, earthquakes, natural resources, and more. The news clips, organized to follow the topic sequence of *Physical Geology 3e* and *Essentials of Geology 2e*, both deepen and broaden topic coverage of the text, often adding an environmental focus. Printed worksheets accompanying the videos ask students to analyze information contained in the video and relate it to what they already know. Produced by Turner Learning, Inc.

Volume One, ISBN 0-534-53783-9

Volume Two, ISBN 0-534-54780-X

► **INSTRUCTOR'S MANUAL WITH TEST BANK**

A full array of teaching tips and resources: chapter outlines/overviews, learning objectives, lecture suggestions, important terms, and a list of key resources. This manual also contains approximately fifty test questions per chapter.
ISBN 0-534-54776-1

► **THOMSON WORLD CLASS TESTING TOOLS**

A fully integrated collection of test creation, delivery, and classroom management tools that features all the test items found in the Instructor's Manual. Allows you to deliver tests on paper, LAN (local area network) and on ITP's Internet server.
Macintosh ISBN 0-534-54778-8
Windows ISBN 0-534-54777-X

► **THOMSON WORLD CLASS COURSE**

Post your own course information, office hours, lesson information, assignments, sample tests and link to rich web content, including student review and enrichment material from Wadsworth. Updates are quick and easy to make and customer support is available twenty-four hours a day, seven days a week. More information is available at <http://www.worldclasslearning.com>

► **INFOTRAC COLLEGE EDITION**

Updated daily, this massive online library of authoritative sources gives you access to full-text articles from over 600 periodicals such as *Discover*, *Science*, *Astronomy*, *Conservationist*, *Human Ecology*, *Oceanus*, and *Sierra*, going back as far as four years. Accompanied by an online student guide that correlates each chapter in this text to InfoTrac College Edition articles. For access information, please contact your ITP representative or the Wadsworth Marketing Dept. at 1-800-876-2350, ext. 332.

► **TRANSPARENCIES**

One hundred transparencies selected by the authors, providing clear and effective illustrations of important artwork and maps from the text.
ISBN 0-534-54779-6

► EARTH SCIENCE VIDEO LIBRARY

Videotape series on topics in geology, oceanography, and meteorology. Minimum adoption required. Call Wadsworth Marketing Department for details or orders: 1-800-876-2350, ext. 332.

► GREAT IDEAS FOR TEACHING GEOLOGY

Dozens of teaching ideas, demonstrations, and analogies that have been used successfully in classrooms throughout the world.

ISBN 0-314-00394-0

FOR STUDENTS

► STUDY GUIDE

Contains self-tests, learning objectives, key terms, and critical thinking questions to guide study.

ISBN 0-534-54775-3

► CURRENT PERSPECTIVES IN GEOLOGY, 1998 EDITION

Michael McKinney, Parri Shariff, and Robert Tolliver (University of Tennessee, Knoxville)

This book of 50 current readings is designed to supplement any geology textbook and is ideal for instructors who include a writing component in their course.

Available for sale to students or bundled at a discount with any Wadsworth geology text.

ISBN 0-314-20617-5

► STUDY SKILLS FOR SCIENCE STUDENTS

Daniel Chiras (University of Colorado, Denver)

Designed to accompany any introductory science text. It offers tips on improving your memory, learning more quickly, getting the most out of lectures, prepar-

ing for tests, producing first-rate term papers, and improving critical thinking skills.

ISBN 0-314-03983-X

► IN-TERRA-ACTIVE VERSION 2.0: WADSWORTH GEOLOGY CD-ROM FOR STUDENTS.

Packaged with every copy of *Essentials of Geology, 2e*, this interactive CD-ROM will allow students to create a landslide, predict a volcanic eruption, locate the epicenter of an earthquake, and explore other key topics in geology through some 40 interactive exercises. In each case, students can manipulate variables and data and view the results of their selections. Over 35 minutes of full motion video clips and animations help illustrate difficult concepts.

► GEOLOGY WORKBOOK FOR THE WEB

Bruce Blackerby (California State University, Fresno)

Over twenty chapters designed to encourage students to explore geology-related sites on the Internet. Chapter exercises, on topics from minerals to Cenozoic Earth, focus most heavily on physical geology. The workbook comes three-hole punched with perforated pages for easy tearing, so worksheets can be handed in as assignments.

ISBN 0-314-21072-5

► EARTH ONLINE

Michael Ritter (University of Wisconsin, Steven's Point)

An inexpensive, hands-on Internet guide written for the novice. It provides a tool for students to get "up and running" on the Internet with homework exercises, lab exercises, web searches, and more. To keep the book as use-

ful as possible, the author maintains an Earth Online homepage with exercises, tips, new links, and constant updates of the exercises and reference sites. Access it through the Wadsworth Earth Science Resource Center at <http://www.wadsworth.com/geo>.

ISBN 0-534-51707-2

Acknowledgements

AS the authors, we are, of course, responsible for the organization, style, and accuracy of the text, and any mistakes, omissions, or errors are our responsibility. During the preparation of our previous geology textbooks, we received numerous comments and advice from many geologists who reviewed various parts of the text. We wish to express our sincere appreciation to all of the many reviewers whose contributions were invaluable during the writing of those books. Because *Essentials of Geology 2e* combines material from our previous books, the reviewers of those books thus contributed to this book. More specifically we would like to thank those individuals who reviewed the first edition of *Essentials of Geology* and made many useful and insightful comments that were incorporated into the second edition of this book.

Norman Fox
Hocking Technical College

Joan Fryxell
California State University, San Bernardino

David Gibson
University of Maine

Patrick Hicks
La Grange College

Paul Morgan
Northern Arizona University

Susan Morgan
Utah State University

John Ritter
Wittenburg University

In addition, we would also like to thank the following reviewers who advised us on developing the first edition of *Essentials*. Their thoughts and suggestions were instrumental in organizing and developing the text.

Lawrence Balthaser
California Polytechnic State
University, San Luis Obispo

Fredric R. Goldstein
Trenton State College

Brian Grant
Brock University

William F. Kean
University of Wisconsin, Milwaukee

Susan Morgan
Utah State University

Louis Pinto
Monroe Community College

Robert J. Smith
Seattle University

James L. Talbot
Western Washington University

We also wish to thank Richard V. Dietrich (Professor Emeritus), Eric L. Johnson, David J. Matty, Jane M. Matty, Wayne E. Moore (Professor Emeritus), and Stephen D. Stahl of the Geology Department of Central Michigan University and Bruce M. C. Pape of the Geography Department for providing us with photographs. We also thank Pam Iacco of the Geology Department, whose general efficiency was invaluable during the preparation of this book. We are also grateful for the generosity of the various agencies and individuals from many countries who provided photographs. Special thanks must go to our editor, Stacey Purviance, and to our publisher for the sciences at Wadsworth, Gary Carlson, for guiding us through this project. We are equally indebted to

our production editor, Ruth Cottrell, whose attention to detail and consistency is greatly appreciated. We would also like to thank Betty Duncan for her copyediting skills. We appreciate her help in improving our manuscript. We thank Roberta Broyer and Robert Kauser who coordinated the permissions portion of the text production, and Kathleen Garcia who did the index. Because geology is such a visual science, we extend special thanks to Carlyn Iverson who rendered the reflective art and to the artists at Precision Graphics who were responsible for much of the rest of the art program. They did an excellent job, and we enjoyed working with them.

Our families were very patient and encouraging when most of our spare time and energy were devoted to this book. We thank them for their support and understanding.

Developing Critical Thinking and Study Skills

Introduction

COLLEGE is a demanding and important time, a time when your values will be challenged, and you will try out new ideas and philosophies. You will make personal and career decisions that will affect your entire life. One of the most important lessons you can learn in college is how to balance your time among work, study, and recreation. If you develop good time management and study skills early in your college career, you will find that your college years will be successful and rewarding.

This section offers some suggestions to help you maximize your study time and develop critical thinking and study skills that will benefit you, not only in college, but throughout your life. While mastering the content of a course is obviously important, learning how to study and to think critically is, in many ways, far more important. Like most things in life, learning to think critically and study efficiently will initially require additional time and effort, but once mastered, these skills will save you time in the long run.

You may already be familiar with many of the suggestions and may find that others do not directly apply to you. Nevertheless, if you take the time to read this section and apply the appropriate suggestions to your own situation, we are confident that you will become a better and more efficient student, find your classes more rewarding, have more time for yourself, and get better grades. We have found that the better students are usually also the busiest. Because these students are busy with work or extracurricular activities, they have had to learn to study efficiently and manage their time effectively.

One of the keys to success in college is avoiding procrastination. While procrastination provides temporary satisfaction because you have avoided doing something you did not want to do, in the long run it leads to stress. While a small amount of stress can be beneficial, waiting until the last minute usually leads to mistakes and a subpar performance. By setting clear, specific goals and working toward them on a regular basis, you can greatly reduce the temptation to procrastinate. It is better to work efficiently for short peri-

ods of time than to put in long, unproductive hours on a task, which is usually what happens when you procrastinate.

Another key to success in college is staying physically fit. It is easy to fall into the habit of eating junk food and never exercising. To be mentally alert, you must be physically fit. Try to develop a program of regular exercise. You will find that you have more energy, feel better, and study more efficiently.

General Study Skills

MOST courses, and geology in particular, build upon previous material, so it is extremely important to keep up with the coursework and set aside regular time for study in each of your courses. Try to follow these hints, and you will find you do better in school and have more time for yourself:

- ▶ Develop the habit of studying on a daily basis.
- ▶ Set aside a specific time each day to study. Some people are day people, and others are night people. Determine when you are most alert and use that time for study.
- ▶ Have an area dedicated for study. It should include a well-lighted space with a desk and the study materials you need, such as a dictionary, thesaurus, paper, pens, and pencils, and a computer if you have one.
- ▶ Study for short periods and take frequent breaks, usually after an hour of study. Get up and move around and do something completely different. This will help you stay alert, and you'll return to your studies with renewed vigor.
- ▶ Try to review each subject every day or at least the day of the class. Develop the habit of reviewing lecture material from a class the same day.
- ▶ Become familiar with the vocabulary of the course. Look up any unfamiliar words in the glossary of your textbook or in a dictionary. Learning the language of the discipline will help you learn the material.

Getting the Most from Your Notes

IF you are to get the most out of a course and do well on exams, you must learn to take good notes. Taking good notes does not mean you should try to write down every word your professor says. Part of being a good note taker is knowing what is important and what you can safely leave out.

Early in the semester, try to determine whether the lecture will follow the textbook or be predominantly new material. If much of the material is covered in the textbook, your notes do not have to be as extensive or detailed as when the material is new. In any case, the following suggestions should make you a better note taker and enable you to derive the maximum amount of information from a lecture:

- ▶ Regardless of whether the lecture discusses the same material as the textbook or supplements the reading assignment, read or scan the chapter the lecture will cover *before* class. This way you will be somewhat familiar with the concepts and can listen critically to what is being said rather than trying to write down everything. Later a few key words or phrases will jog your memory about what was said.
- ▶ Before each lecture, briefly review your notes from the previous lecture. Doing this will refresh your memory and provide a context for the new material.
- ▶ Develop your own style of note taking. Do not try to write down every word. These are notes you're taking, not a transcript. Learn to abbreviate and develop your own set of abbreviations and symbols for common words and phrases: for example, w/o (without), w (with), = (equals), ^ (above or increases), v (below or decreases), < (less than), > (greater than), & (and), u (you).
- ▶ Geology lends itself to many abbreviations that can increase your note-taking capability: for example, pt (plate tectonics), ig (igneous), meta (metamorphic), sed (sedimentary), rx (rock or rocks), ss (sandstone), my (million years), and gts (geologic time scale).
- ▶ Rewrite your notes soon after the lecture. Rewriting your notes helps reinforce what you heard and gives you an opportunity to determine whether you understand the material.
- ▶ By learning the vocabulary of the discipline before the lecture, you can cut down on the amount you

have to write—you won't have to write down a definition if you already know the word.

- ▶ Learn the mannerisms of the professor. If he or she says something is important or repeats a point, be sure to write it down and highlight it in some way. Students have told me (RW) that when I stated something twice during a lecture, they knew it was important and probably would appear on a test. (They were usually right!)
- ▶ Check any unclear points in your notes with a classmate or look them up in your textbook. Pay particular attention to the professor's examples, which usually elucidate and clarify an important point and are easier to remember than an abstract concept.
- ▶ Go to class regularly and sit near the front of the class if possible. It is easier to hear and see what is written on the board or projected onto the screen, and there are fewer distractions.
- ▶ If the professor allows it, tape record the lecture, but don't use the recording as a substitute for notes. Listen carefully to the lecture and write down the important points; then fill in any gaps when you replay the tape.
- ▶ If your school allows it, and if they are available, buy class lecture notes. These are usually taken by a graduate student who is familiar with the material; typically they are quite comprehensive. Again use these notes to supplement your own.
- ▶ Ask questions. If you don't understand something, ask the professor. Many students are reluctant to do this, especially in a large lecture hall, but if you don't understand a point, other people are probably confused as well. If you can't ask questions during a lecture, talk to the professor after the lecture or during office hours.

Getting the Most Out of What You Read

THE old adage that "you get out of something what you put into it" is true when it comes to reading textbooks. By carefully reading your text and following these suggestions, you can greatly increase your understanding of the subject:

- ▶ Look over the chapter outline to see what the material is about and how it flows from topic to topic. If you have time, skim through the chapter before you start to read in depth.

- ▶ Pay particular attention to the tables, charts, and figures. They contain a wealth of information in abbreviated form and illustrate important concepts and ideas. Geology, in particular, is a visual science, and the figures and photographs will help you visualize what is being discussed in the text and provide actual examples of features such as faults or unconformities.
- ▶ As you read your textbook, highlight or underline key concepts or sentences, but make sure you don't highlight everything. Make notes in the margins. If you don't understand a term or concept, look it up in the glossary.
- ▶ Read the chapter summary carefully. Be sure you understand all the key terms, especially those in boldface or italic type. Because geology builds on previous material, it is imperative that you understand the terminology.
- ▶ Go over the end-of-chapter questions. Write your answers as if you were taking a test. Only when you see your answer in writing will you know if you really understood the material.
- ▶ Access the latest geologic information on the Internet. The end-of-chapter World Wide Web Activities will enhance your understanding of the chapter concepts and the way geologic information is disseminated today. Knowing how to search the Internet is essential now, and it will be more so in coming years.
- ▶ Determine how the facts or information was derived. If the facts were derived from experiments, were the experiments well executed and free of bias? Can they be repeated? The controversy over cold fusion is an excellent example. Two scientists claimed to have produced cold fusion reactions using simple experimental laboratory apparatus, yet other scientists have never been able to achieve the same reaction by repeating the experiments.
- ▶ Do not accept any statement at face value. What is the source of the information? How reliable is the source?
- ▶ Consider whether the conclusions follow from the facts. If the facts do not appear to support the conclusions, ask questions and try to determine why they don't. Is the argument logical or is it somehow flawed?
- ▶ Be open to new ideas. After all, the underlying principles of plate tectonic theory were known early in this century yet were not accepted until the 1970s despite overwhelming evidence.
- ▶ Look at the big picture to determine how various elements are related. For example, how will constructing a dam across a river that flows to the sea affect the stream's profile? What will be the consequences to the beaches that will be deprived of sediment from the river? One of the most important lessons you can learn from your geology course is how interrelated the various systems of Earth are. When you alter one feature, you affect numerous other features as well.

Developing Critical Thinking Skills

FEW things in life are black and white, and it is important to be able to examine an issue from all sides and come to a logical conclusion. One of the most important things you will learn in college is to think critically and not accept everything you read and hear at face value. Thinking critically is particularly important in learning new material and relating it to what you already know. Although you can't know everything, you can learn to question effectively and arrive at conclusions consistent with the facts. Thus, these suggestions for critical thinking can help you in all your courses:

- ▶ Whenever you encounter new facts, ideas, or concepts, be sure you understand and can define all of the terms used in the discussion.

Improving Your Memory

WHY do you remember some things and not others? The reason is that the brain stores information in different ways and forms, making it easy to remember some things and difficult to remember others. Because college requires that you learn a vast amount of information, any suggestions that can help you retain more material will help you in your studies:

- ▶ Pay attention to what you read or hear. Focus on the task at hand and avoid daydreaming. Repetition of any sort will help you remember material. Review the previous lecture before going to class, or look over the last chapter before beginning the next. Ask yourself questions as you read.

- Use mnemonic devices to help you learn unfamiliar material. For example, the order of the Paleozoic periods (Cambrian, Ordovician, Silurian, Devonian, Mississippian, Pennsylvanian, and Permian) of the geologic time scale can be remembered by the phrase, **C**ampbell's **O**nion **S**oup **D**oes **M**ake **P**eter **P**ale, or the order of the Cenozoic Epochs (Paleocene, Eocene, Oligocene, Miocene, Pliocene, and Pleistocene) can be remembered by the phrase, **P**ut **E**ggs **O**n **M**y **P**late **P**lease. Using rhymes can also be helpful.
- Look up the roots of important terms. If you understand where a word comes from, its meaning will be easier to remember. For example, *pyroclastic* comes from *pyro*, meaning “fire,” and *clastic*, meaning “broken pieces.” Hence a pyroclastic rock is one formed by volcanism and composed of pieces of other rocks. We have provided the roots of many important terms throughout this text to help you remember their definitions.
- Outline the material you are studying. This practice will help you see how the various components are interrelated. Learning a body of related material is much easier than learning unconnected and discrete facts. Looking for relationships is particularly helpful in geology because so many things are interrelated. For example, plate tectonics explains how mountain building, volcanism, and earthquakes are all related. The rock cycle relates the three major groups of rocks to each other and to subsurface and surface processes (Chapter 1).
- Use deductive reasoning to tie concepts together. Remember that geology builds on what you learned previously. Use that material as your foundation and see how the new material relates to it.
- Draw a picture. If you can draw a picture and label its parts, you probably understand the material. Geology lends itself very well to this type of memory device because so much is visual. For example, instead of memorizing a long list of glacial terms, draw a picture of a glacier and label its parts and the type of topography it forms.
- Focus on what is important. You can't remember everything, so focus on the important points of the lecture or the chapter. Try to visualize the big picture and use the facts to fill in the details.

Preparing for Exams

FOR most students, tests are the critical part of a course. To do well on an exam, you must be prepared. These suggestions will help you focus on preparing for examinations:

- The most important advice is to study regularly rather than try to cram everything into one massive study session. Get plenty of rest the night before an exam, and stay physically fit to avoid becoming susceptible to minor illnesses that sap your strength and lessen your ability to concentrate on the subject at hand.
- Set up a schedule so that you cover small parts of the material on a regular basis. Learning some concrete examples will help you understand and remember the material.
- Review the chapter summaries. Construct an outline to make sure you understand how everything fits together. Drawing diagrams will help you remember key points. Make flash cards to help you remember terms and concepts.
- Form a study group, but make sure your group focuses on the task at hand, not on socializing. Quiz each other and compare notes to be sure you have covered all the material. We have found that students dramatically improved their grades after forming or joining a study group.
- Write the answers to all the Review Questions. Before doing so, however, become thoroughly familiar with the subject matter by reviewing your lecture notes and reading the chapter. Otherwise, you will spend an inordinate amount of time looking up answers.
- If you have any questions, visit the professor or teaching assistant. If review sessions are offered, be sure to attend. If you are having problems with the material, ask for help as soon as you have difficulty. Don't wait until the end of the semester.
- If old exams are available, look at them to see what is emphasized and what types of questions are asked. Find out whether the exam will be all objective or all essay or a combination. If you have trouble with a particular type of question (such as multiple choice or essay), practice answering questions of that type—your study group or a classmate may be able to help.

Taking Exams

THE most important thing to remember when taking an exam is not to panic. This, of course, is easier said than done. Almost everyone suffers from test anxiety to some degree. Usually, it passes as soon as the exam begins, but in some cases, it is so debilitating that an individual does not perform as well as he or she could. If you are one of those people, get help as soon as possible. Most colleges and universities have a program to help students overcome test anxiety or at least keep it in check. Don't be afraid to seek help if you suffer test anxiety. Your success in college depends to a large extent on how well you perform on exams, so by not seeking help, you are only hurting yourself. In addition, the following suggestions may be helpful:

- ▶ First of all, relax. Then look over the exam briefly to see its format and determine which questions are worth the most points. If it helps, quickly jot down any information you are afraid you might forget or particularly want to remember for a question.
- ▶ Answer the questions that you know the best first. Make sure, however, that you don't spend too much time on any one question or on one that is worth only a few points.
- ▶ If the exam is a combination of multiple choice and essay, answer the multiple-choice questions first. If you are not sure of an answer, go on to the next one. Sometimes the answer to one question can be found in another question. Furthermore, the multiple-choice questions may contain many of the facts needed to answer some of the essay questions.
- ▶ Read the question carefully and answer only what it asks. Save time by not repeating the question as your opening sentence to the answer. Get right to the point. Jot down a quick outline for longer essay questions to make sure you cover everything.
- ▶ If you don't understand a question, ask the examiner. Don't assume anything. After all, it is your grade that will suffer if you misinterpret the question.
- ▶ If you have time, review your exam to make sure you covered all the important points and answered all the questions.
- ▶ If you have followed our suggestions, by the time you finish the exam, you should feel confident that you did well and will have cause for celebration.

Concluding Comments

WE hope that the suggestions we have offered will be of benefit to you, not only in this course but throughout your college career. Though it is difficult to break old habits and change a familiar routine, we are confident that following these suggestions will make you a better student. Furthermore, many of the suggestions will help you work more efficiently, not only in college, but also throughout your career. Learning is a lifelong process that does not end when you graduate. The critical thinking skills that you learn now will be invaluable throughout your life, both in your career and as an informed citizen.

Contents

CHAPTER 1

Understanding Earth: An Introduction to Physical Geology 2

PROLOGUE	3	PLATE TECTONIC THEORY	13
INTRODUCTION TO EARTH SYSTEMS	5	THE ROCK CYCLE	15
WHAT IS GEOLOGY?	7	The Rock Cycle and Plate Tectonics	17
GEOLOGY AND THE HUMAN EXPERIENCE	8	GEOLOGIC TIME AND UNIFORMITARIANISM	17
HOW GEOLOGY AFFECTS OUR EVERYDAY LIVES	8	CHAPTER SUMMARY	19
THE ORIGIN OF THE SOLAR SYSTEM AND THE DIFFERENTIATION OF EARLY EARTH	9	IMPORTANT TERMS	19
EARTH AS A DYNAMIC PLANET	10	REVIEW QUESTIONS	20
GEOLOGY AND THE FORMULATION OF THEORIES	11	POINTS TO PONDER	20
Perspective 1.1 The Aral Sea	12	WORLD WIDE WEB ACTIVITIES	21
		CD-ROM EXPLORATION	21

CHAPTER 2

Plate Tectonics: A Unifying Theory 22

PROLOGUE	23	OCEANIC-CONTINENTAL BOUNDARIES	35
INTRODUCTION	25	CONTINENTAL-CONTINENTAL BOUNDARIES	37
EARLY IDEAS ABOUT CONTINENTAL DRIFT	25	Transform Boundaries	38
THE EVIDENCE FOR CONTINENTAL DRIFT	26	PLATE MOVEMENT AND MOTION	38
Continental Fit	26	Hot Spots and Absolute Motion	39
Similarity of Rock Sequences and Mountain Ranges	26	THE DRIVING MECHANISM OF PLATE TECTONICS	39
Glacial Evidence	27	PLATE TECTONICS AND THE DISTRIBUTION OF NATURAL RESOURCES	41
Fossil Evidence	27	CHAPTER SUMMARY	42
Paleomagnetism and Polar Wandering	29	IMPORTANT TERMS	42
MAGNETIC REVERSALS AND SEAFLOOR SPREADING	30	REVIEW QUESTIONS	43
PLATE TECTONIC THEORY	32	POINTS TO PONDER	44
PLATE BOUNDARIES	32	WORLD WIDE WEB ACTIVITIES	44
Divergent Boundaries	33	CD-ROM EXPLORATION	45
Convergent Boundaries	33		
Perspective 2.1 The Supercontinent Cycle	34		
OCEANIC-OCEANIC BOUNDARIES	35		

CHAPTER 3**Minerals****46**

PROLOGUE	47	PHYSICAL PROPERTIES OF MINERALS	59
INTRODUCTION	50	Color and Luster	60
MATTER AND ITS COMPOSITION	50	Crystal Form	60
Elements and Atoms	50	Cleavage and Fracture	61
Bonding and Compounds	51	Hardness	62
IONIC BONDING	52	Specific Gravity	62
COVALENT BONDING	53	Other Properties	62
METALLIC AND VAN DER WAALS BONDS	53	ORIGIN OF MINERALS	62
MINERALS	54	ROCK-FORMING MINERALS	63
Naturally Occurring, Inorganic Substances	54	MINERAL RESOURCES AND RESERVES	63
The Nature of Crystals	54	CHAPTER SUMMARY	65
Chemical Composition	54	IMPORTANT TERMS	65
Perspective 3.1 Gold	56	REVIEW QUESTIONS	65
Physical Properties	57	POINTS TO PONDER	66
MINERAL DIVERSITY	57	WORLD WIDE WEB ACTIVITIES	66
MINERAL GROUPS	57	CD-ROM EXPLORATION	67
Silicate Minerals	58		
Other Mineral Groups	59		

CHAPTER 4**Igneous Rocks and
Intrusive Igneous Activity****68**

PROLOGUE	69	RHYOLITE-GRANITE	78
INTRODUCTION	70	PEGMATITE	79
MAGMA AND LAVA	70	OTHER IGNEOUS ROCKS	79
Composition	71	INTRUSIVE IGNEOUS BODIES: PLUTONS	80
Temperature	71	Dikes and Sills	80
Viscosity	71	Laccoliths	81
THE ORIGIN AND EVOLUTION OF MAGMA	71	Volcanic Pipes and Necks	81
Bowen's Reaction Series	72	Batholiths and Stocks	81
Magma at Spreading Ridges	73	Perspective 4.1 Shiprock, New Mexico	82
Subduction Zones and the Origin of Magma	73	MECHANICS OF BATHOLITH EMPLACEMENT	83
Compositional Changes in Magma	74	CHAPTER SUMMARY	84
IGNEOUS ROCKS	76	IMPORTANT TERMS	85
Textures	76	REVIEW QUESTIONS	85
Composition	77	POINTS TO PONDER	86
Classification	77	WORLD WIDE WEB ACTIVITIES	86
ULTRAMAFIC ROCKS	78	CD-ROM EXPLORATION	87
BASALT-GABBRO	78		
ANDESITE-DIORITE	78		