

FAST TRACK



ENGLISH
FOR
ADULT
LEARNERS
BOOK 2B

SUZANNE M. GRIFFIN
PATRICIA J. BRENNER
D. ROBERT CALLAWAY

FAST TRACK

ENGLISH FOR ADULT LEARNERS

BOOK 2B

Suzanne M. Griffin

Washington State Office of the Superintendent of Public Instruction

Patricia J. Brenner

University of Washington

D. Robert Callaway

ELS Language Center, Seattle, Washington



NewburyHouse

A Division of HarperCollinsPublishers

Director: Laurie E. Likoff
Full-Service Manager: Michael Weinstein
Production Coordinator: Cynthia Funkhouser
Text and Cover Design: A Good Thing, Inc.
Cover Photo: © Horst Schafer/M. Peter Arnold, Inc.
Text Illustrations: Penny Carter and Susan Swaan
Photos: Rachael S. Griffin and Arvind Garg
Printer and Binder: Malloy Lithographing, Inc.

Acknowledgments:

Jim Brown
Eric Bredenberg
Diana Cales
Rachel Hidaka
Seattle Central Community College
Basic Studies Division and Photography Department
ELS Language Center, Seattle
Michael, Rachael, Sarah, Christian, Daniel, and our parents

NEWBURY HOUSE
A division of HarperCollins Publishers

Language Science
Language Teaching
Language Learning

Fast Track: English for Adult Learners, Book 2A

Copyright © 1991 by Newbury House, a division of HarperCollins Publishers Inc.

All rights reserved. Printed in the United States of America. No part of this book may be used or reproduced in any manner whatsoever without written permission, except in the case of brief quotations embodied in critical articles and reviews. For information address HarperCollins Publishers Inc., 10 East 53rd Street, New York, NY 10022.

Library of Congress Cataloging-in-Publication Data

(Revised for vol. 2A-2B)

Griffin, Suzanne M., 1945-
Fast track.

1. English language—Textbooks for foreign speakers.
I. Brenner, Patricia J., 1945- . II. Callaway,
D. Robert, 1953- . III. Title.
PE1128.G679 1990 428.2'4 90-5637
ISBN 0-06-632603-6

PREFACE

This is the second level of a series about the Santos family and their first years in the United States. You will meet the relatives, co-workers, friends, and acquaintances who help them adjust to their new home in Seattle, Washington.

The material in this new ESL series for adults systematically introduces grammatical structures and language functions within the context of language competencies. Vocabulary, pronunciation items, and American cultural points are drawn from the two dialogs in each unit. Many life skills are covered that are not typically found in other programs.

Each unit in the student text has two lessons. Lesson 1 introduces an informal dialog and Lesson 2 introduces a formal dialog. Each lesson contains the following features:

The **Dialog** introduces the structures, functions, situations, and cultural focus of each lesson.

The **Comprehension** exercise orally checks students' understanding of the dialogs. Throughout the text, students are encouraged to expand their ways of indicating affirmation, confirmation, and negation in response to the statements and questions in this exercise.

The **Practice** exercise encourages students to use the dialog models to become familiar with American speech patterns. Gradually, they are guided in the incorporation of these patterns into their own speech. A summary of structures follows this exercise.

Match is an exercise which helps students recognize and match verbal and nonverbal behavior patterns.

Exchange, which is in the first lesson, exploits a variety of language functions and competencies found in the opening dialog of the unit.

Interact, which is in the second lesson, encourages students to apply structures, functions, or competencies from the lesson to their own experiences.

The **Apply** section at the end of each unit includes these features:

Express and Pronounce is an exercise which emphasizes stress, intonation, elisions, and sound discrimination patterns.

Notice Register encourages students to distinguish between formal and informal modes of expression and to understand the appropriateness of each.

Find Out About American Life presents life skill information and tasks to help students adjust to life in the United States. These tasks encourage students to explore further the ways to use their new language.

Show What You Know gives students practice in reading and completing authentic forms, schedules, and lists.

Test Your Knowledge reviews one or more of the focal points of the unit. Some exercises ask students to test their understanding of appropriate speech patterns. Others give them additional practice applying life skill information to real tasks.

Build Your Skills offers students opportunities to practice and extend the language and culture information introduced in the unit. Reading tasks include interpreting forms, letters, and short paragraphs. Writing activities include completing forms and schedules and writing letters and short paragraphs based on models provided in the Units. They can do this section as homework or as independent work in the classroom.

The Characters



Luis Santos is an auto mechanic from Guatemala. Luis is married to Maria. He has two children, Ernesto and Gloria.




Maria Santos works part time in a bakery. Maria is married to Luis. She is the mother of Ernesto and Gloria.



Gloria Santos is the daughter of Luis and Maria. Gloria goes to elementary school. She plays soccer.



Ernesto Santos is the son of Luis and Maria. Ernesto goes to middle school. He is also a soccer player.



Roberto Santos is Luis' brother. Roberto is married to Lydia. He works in a small business. Roberto and Lydia have lived in the United States for several years.




Lydia Santos is Roberto's wife. She works in a bakery. She helped Maria find a job there.



Steve Richmond is an auto salesman at Nick's Auto Sales and Service. He goes to night school to get his master's degree in business.



Tom Butler manages the service department at Nick's. Luis, Bill Heming, and Pat Sibonga work for Tom.



Bill Heming works as a stock person in the auto parts department at Nick's. He has not finished high school.



Pat Sibonga is head cashier at Nick's. She coaches Gloria Santos' soccer team and teaches skiing in the winter.



Nick Gadis is the owner of Nick's Auto Sales and Service, a car dealership where many of the people listed above are employed.

CONTENTS

PREFACE

Unit 1

LESSON 1	Having Trouble at School	2
LESSON 2	Talking to the School Counselor	7
STRUCTURE:	Modals: Would like, Should, Inverted Question, Negative, Wh-Question (What)	
COMPETENCY:	Respond to messages from school, Describe and explain a problem at school	
FUNCTION:	Offer and accept/reject an offer. Express preference, Report a situation, Make suggestions	
AMERICAN LIFE:	Talking to school counselors	
PRONUNCIATION:	Contraction: Would like	
READING AND WRITING:	Interpret a school counselor's report	

Unit 2

LESSON 1	Having a Birthday	17
LESSON 2	Opening a Bank Account	22
STRUCTURE:	Adjectives: Regular and Irregular Superlatives	
COMPETENCY:	Talk about family, Open a bank account, Spell name and address, Ask for clarification, Talk about feelings, Ask about the meaning or spelling of a word	
FUNCTION:	Clarify, Ask for/give information, Describe how to do something	
AMERICAN LIFE:	Using "I love you" appropriately.	
PRONUNCIATION:	Reduced Form: Do in questions	
READING AND WRITING:	Complete a bank account form	

Unit 3

LESSON 1	Making a Complaint	33
LESSON 2	Interviewing for a Job	38
STRUCTURE:	Modals: Have to, Be able to/Could, Inverted Question, Negative, Wh-Question (What)	
COMPETENCY:	Make complaints to your landlord or manager, Describe previous work experience, Give salary requirements	

AMERICAN LIFE: Making complaints
PRONUNCIATION: Stress Discrimination: Numbers (-teen/-ty)
READING AND WRITING: Write a letter of complaint

Unit 4

LESSON 1 Shopping for Business Clothes 47
LESSON 2 Giving Notice 52
STRUCTURES: Adverbs: Too/Very/Enough
COMPETENCY: Talk about satisfaction/dissatisfaction with clothing: color/size/fit, Request a color/style of clothing, Give intention to resign and reason
FUNCTION: State want, State intention Ask about/express satisfaction Express preference
AMERICAN LIFE: Resigning
PRONUNCIATION: Voiced and Voiceless Endings: Final -ed
READING AND WRITING: Write about a shopping trip

Unit 5

LESSON 1 Planning a Christmas Trip 61
LESSON 2 Making Reservations 66
STRUCTURE: Adjectives: Regular and Irregular Comparatives, Adverbs: Manner
COMPETENCY: Suggest appropriate clothing based on weather, Get travel information by telephone: schedule and costs, Read airline schedules
FUNCTION: Ask for/give information, Ask/tell about ability, Clarify, Express disappointment, Express preference
AMERICAN LIFE: Making vacation plans
PRONUNCIATION: Stress Discrimination: To/Too
READING AND WRITING: Interpret a flight schedule

Unit 6

LESSON 1 Returning to Work 77
LESSON 2 Getting a Promotion 82

STRUCTURE:	Modals: Had better/Had better not, Tense Review
COMPETENCY:	Respond to a promotion, Give advice, Respond to a compliment
FUNCTION:	Express surprise, Warn, State intention, Clarify, Express gratitude
AMERICAN LIFE:	Receiving a promotion
PRONUNCIATION:	Contraction: Will + not
READING AND WRITING:	Interpret a story

FAST TRACK

ENGLISH FOR ADULT LEARNERS

BOOK 2B

Suzanne M. Griffin

Washington State Office of the Superintendent of Public Instruction

Patricia J. Brenner

University of Washington


D. Robert Callaway

ELS Language Center, Seattle, Washington



NewburyHouse

A Division of HarperCollins Publishers





LISTEN TO THE DIALOG

Maria: Would you like some more rice?

Ernesto: No, thanks. I don't want any more.

Gloria: Mom, Ernesto got in trouble at school.

Ernesto: Be quiet!

Maria: I know, Gloria. Ernesto, the school counselor called. He'd like to see me tomorrow.

Luis: What's the matter?

Maria: Maybe Ernesto should tell you.

Ernesto: I had a fight before school.

Luis: You did?

Maria: Dad and I want to talk with you after dinner, Ernesto.



COMPREHEND

Listen to the dialog again.

Listen to the questions and respond.

Follow the model.

- | | |
|---|-------------------------|
| 1. Does Ernesto want more rice? | No, he doesn't. |
| 2. Would Ernesto like more rice? | No, he wouldn't. |
| 3. Did Ernesto get in trouble at school? | |
| 4. Did the school counselor call Gloria? | |
| 5. Who did the counselor call? | |
| 6. Does the counselor want to see Maria tomorrow? | |
| 7. Did Ernesto have a fight? | |
| 8. When did Ernesto have a fight? | |
| 9. Do Luis and Maria want to talk to Ernesto? | |
| 10. When will Maria and Luis talk to Ernesto? | |

Listen to the dialog. Check your responses.

PERFORM

Find partners.

Read the dialog aloud with your partners.

Close your books.

Try the dialog again.

PRACTICE

Exercise 1

Find a partner. Use the phrases in the list. Ask questions and respond.
Follow the models.

Model 1: you / I

Partner 1: Would you like to have some rice?

Partner 2: No, thanks. I'd like some rolls.

Model 2: you / we

Partner 1: Would you like to read a newspaper?

Partner 2: No, thanks. We'd like a magazine.

- | | | |
|------------|-------------|-------------|
| a. you / I | b. you / we | c. you / we |
| d. you / I | e. you / we | f. you / I |

	have some rice / rolls
read a newspaper / a magazine	take a writing class / a reading class
drink some coffee / some tea	buy a football / a soccer ball
eat some pie / some fruit	have an English lesson / a ski lesson

Exercise 2

Find a partner. Use the phrases in the list. Ask questions and respond.
Follow the models.

Model 1: Lydia

Partner 1: Would Lydia like to have some rice?

Partner 2: No, she wouldn't. She'd like some rolls

Model 2: the children

Partner 1: Would the children like to read a newspaper?

Partner 2: No, they wouldn't. They'd like a magazine.

- | | | |
|-------------------|-----------------|--------------|
| a. Lydia | b. the children | c. Ernesto |
| d. Maria and Luis | e. Gloria | f. your boss |
| g. Bill | h. your friend | |

SUMMARY

Would you like to have some rice?

No, thanks. I'd like some rolls.

Would she like to have some rice?

No, she wouldn't. She'd like some rolls.

Would they like to read a newspaper?


No, they wouldn't. They'd like a magazine.

Would you like to read a newspaper?

No, thanks. We'd like a magazine.

MATCH

Look at the pictures. Read the words. Match the words to the pictures.



1

1. I know, Gloria.
2. Dad and I want to talk with you after dinner, Ernesto.
3. Would you like some more rice?

EXCHANGE

Use the phrases. Make three conversations with a partner. Conversation 1 is done for you.

Partner 1: *The school counselor* called. *He'd* like to see me tomorrow.
What's the matter?

Partner 2: *I had a fight before school.*

Partner 1: You did? I want to talk with you after dinner.

1. The school counselor

He

What's the matter?

I had a fight before
school.

2. Your teacher

She

What's the problem?

I failed two English
tests.

3. The vice principal

She

What happened?

I broke a window
before school.

LESSON 2

Talking to the School Counselor





LISTEN TO THE DIALOG

Counselor: Mrs. Santos? I'm Jack Brink. Thanks for coming today.

Maria: Hello, Mr. Brink.

Counselor: Please sit down. Ernesto is having some problems in school. He's not doing his homework and he's getting into fights. Is he having problems at home?

Maria: He is worried about his father. His father had an accident at work and he was in the hospital for a few days.

Counselor: I'm sorry. How is Mr. Santos now?

Maria: He's recovering at home. Ernesto can see him every day, but he still seems worried. Is this causing his bad behavior at school?

Counselor: Maybe. You shouldn't worry. I'll talk to him tomorrow.

Maria: Thank you, Mr. Brink!



COMPREHEND

Listen to the dialog again.

Listen to the questions and respond.

1. Who is the counselor?
2. Who is having problems?
3. Is Ernesto having problems at school?
4. Is Ernesto doing his school work?
5. Who had an accident at work?
6. Where was Luis for a few days?
7. Was Ernesto worried about his father?
8. Is Luis recovering in the hospital or at home?
9. Should Maria worry?
10. Will Mr. Brink talk to Ernesto tomorrow?

Listen to the dialog. Check your responses.

PERFORM

Find partners.

Read the dialog aloud with your partners.

Close your books.

Try the dialog again.