

A-cero architects

La Coruña, Spain
Phone 34 981 154 178
Fax 34 981 154 565
a-cero@jet.es
www.a-cero.com

Atelier Suda

Tokyo, Japan
Phone/Fax 81 3 3401 8898

W. Camagna, M. Camoletto and A. Marcante

Turin, Italy
Phone 39 329 229 90 50
Fax 39 011 248 75 91
uda@nevib.it

Claesson Koivisto Rune Arkitektkontor

Stockholm, Sweden
Phone 46 86 44 58 63
Fax 46 86 44 58 83
arkitektkontor@clesson-koivisto-rune.se
www.scandinaviandesign.com/claesson-koivisto-rune

Cecconi Simone Inc.

Toronto, Canada
Phone 1 416 588 59 00
Fax 1 416 588 74 24
info@cecconisimone.com

Eichinger oder Knechtl

Vienna, Austria
Phone 43 1 535 54 240
Fax 43 1 535 40 39
desk@eok.at

Ricardo Flores and Eva Prats


Barcelona, Spain
Phone 34 93 268 43 65
flores-prats@coac.net

Joseph Giovannini Associates

New York, US
Phone 1 1212 297 1850
Fax 1 1212 297 0980

Dorothee Haehndel and Pau Coll

Sant Cugat del Vallès, Barcelona, Spain
Phone 34 93 589 78 58



newsmalhomes

Editor: Aurora Cuito

Text: Aurora Cuito, Mario Catelli (*Subtle Distribution*)

Translation: Bill Bain, Julie King

Proofreading: Julie King

Art director: Mireia Casanovas Soley

Graphic design: Emma Termes Parera

Illustrations: Marco Roso and Horacio Polanco
chergburgo@hotmail.com

2001 © Loft Publications s.l.

ISBN Softcover: 0-8230-3195-0

D.L.: B-51.455-2000

Printed in Spain
Gráficas Ibèria S.A.

2001 © Loft Publications S.L. and HBI,
an imprint of HarperCollins Publishers

First published in 2001 by LOFT and HBI,
an imprint of HarperCollins Publishers
10 East 53rd St. New York, NY 10022-5299

Distributed in the U.S. and Canada by Watson-Guption Publications
770 Broadway New York, NY 10003-9595
Telephone: (800) 451-1741 or (732) 363-4511 in NJ, AK, HI Fax: (732) 363-0338

Distributed throughout the rest of the world by
HarperCollins International
10 East 53rd St. New York, NY 10022-5299
Fax: (212) 207-7654

If you would like to suggest projects for inclusion in our next volumes,
please e-mail details to us at: loft@loftpublications.com

We have tried our best to contact all copyright holders.
In individual cases where this has not been possible,
we request copyright holders to get in touch with the publishing house.

All rights reserved. No part of this publication may be reproduced by any means
or procedure, including photocopying, data-processing and distribution
of samples by renting or by public loan, without the written authorization of the copyright
holders under the sanctions of the laws currently in force

| | | | |
|--|------------|----------------------------------|----------------|
| Pool Architektur | 16 | LIVING IN A WATER TANK | 194 sq. feet |
| Kaufmann & Kaufmann | 22 | THE FRED PROTOTYPE | 194 sq. feet |
| Kaufmann & Kaufmann | 28 | SU-SI PROTOTYPE | 322 sq. feet |
| Flores and Prats, Duch and Pizà | 36 | PORTMANTEAU | 430 sq. feet |
| Ivan Kroupa | 42 | LIVING IN A CONTAINER | 480 sq. feet |
| Joseph Giovannini Associates | 48 | VOLUMETRIC CHAOS | 535 sq. feet |
| William Smart Architects | 54 | FUNCTIONAL VARIABILITY | 538 sq. feet |
| Eichinger oder Knechtl | 60 | GLASS BOX ATTIC | 560 sq. feet |
| Cecconi Simone Inc. | 68 | NAUTICAL LOFT | 623 sq. feet |
| Claesson Koivisto Rune Arkitektkontor | 74 | A TRANQUIL OASIS | 700 sq. feet |
| Simon Platt and Rob Dubois | 78 | POLYVALENT APARTMENT | 750 sq. feet |
| Claesson Koivisto Rune Arkitektkontor | 84 | ORGANIC SPACES | 763 sq. feet |
| Madinabeitia and Barrio | 92 | SUBTLE DISTRIBUTION | 850 sq. feet |
| A-cero Arquitectos | 98 | DIAPHANOUS CONTINUTY | 860 sq. feet |
| Haehndel and Coll | 106 | A REFORMED STABLE | 860 sq. feet |
| Olli Sarlin and Marja Sopanen | 112 | INDUSTRIAL PAST | 915 sq. feet |
| Cecconi Simone Inc. | 118 | INDUSTRIAL LOFT | 915 sq. feet |
| W. Camagna, M. Camoletto and A. Marcante | 122 | TRANSLUCENT STAIRCASE | 960 sq. feet |
| Marco Savorelli | 128 | MINIMALIST ATTIC APATMENT | 960 sq. feet |
| Christophe Pillet | 136 | LUMINOUS CONTINUITY | 960 sq. feet |
| Voon Wong | 142 | FLOATING ISLAND | 960 sq. feet |
| Satoshi Okada | 150 | SPIRAL STRIP | 970 sq. feet |
| John Cockings Architects | 156 | TRANSLUCENT COLOR | 975 sq. feet |
| Atelier Suda | 162 | 3-D EXPANSION | 980 sq. feet |
| Claudio Lazzarini & Carl Pickering | 166 | LUMINOUS WALL | 1,000 sq. feet |

Introduction



This book presents a selection of apartments, single-family homes and lofts that have managed to create a spacious atmosphere in less than 1,000 square feet. The homes were chosen because they offer practical solutions to problems derived from a lack of space.

New Small Homes contains a wealth of ideas on how to make a small home more comfortable. One solution is to use partition walls on wheels, moveable closets or sliding doors that enable the residents to alter the distribution of the rooms according to their needs. Another ingenious strategy is to take advantage of empty corners by installing folding tables or custom-built shelves and closets.

Some architects use a home's vertical space to create a new level. Lofts can easily accommodate a studio, an extra bedroom or storage. Furnishings also play an important role since their careful selection can make a home appear larger than it is. Architects have specially designed some of the multi-purpose furnishings included in these pages.



In the introduction, we wanted to highlight the most brilliant resources. Constructive elements like windows, skylights and stairs can distort the perception of space. Special strategies in kitchens and bathrooms can make them more practical. And optional elements, like terraces, attics and furnishings, can optimize the small interior of a home.

windows



The strategic installation of windows permits abundant light to enter the residence in a way that makes the space seem larger than it is. Poor lighting can cause the house to appear smaller. Openings in vertical partitions can link distinct rooms and generate a continuity that gives the project the feeling of a large, connected space, not just the sum of many small rooms.


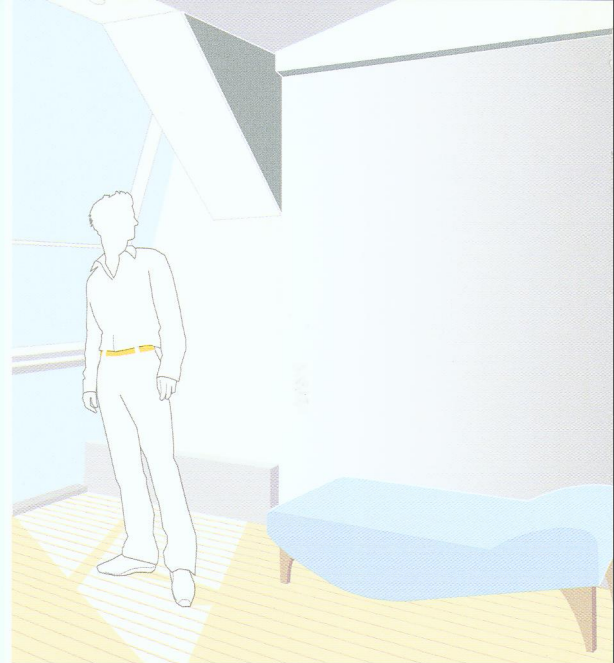
terraces




Terraces are elements that bring value to the residence, not only for the luxury of dining outdoors on a hot day, but because they increase the area of a house, even if only in a perceptible way. Glass façades establish a direct relationship between the interior and the exterior, so that even while indoors, the terrace, the views, the city and the sky form part of the home.




skylights



Many of the lofts presented in the book are blessed with skylights that respond to the ceiling's reduced dimensions, whether low or sloped. Skylights break up the roof and lighten it. Views of the sky and natural light add warmth to the atmosphere.




stairs




The staircases that appear in the book have been designed to take up the minimal amount of space. For this reason, most of them are not limited by walls, some are pushed up against the wall. Others feature glass steps through which light can pass in order not to interrupt the space. In addition to linking various levels, some staircases take advantage of the space below for closets or drawers.

closets



Closets play a fundamental role in small homes because they accommodate distinct functions. In the projects described, we find large pieces of furniture containing bathrooms, kitchens or beds that can close to conceal their function. In other cases, we find mobile closets that can slide to reorganize a room or that can hide in the wall and disappear.

attics




Though all the projects share the quality of a small surface area, some of them enjoy high ceilings. In these cases, the architects have taken advantage of the height to create distinct levels inside one domestic space. In most of the examples, the attic is visually related to the main floor by way of glass partitions or medium-height partition walls that create continuity in order to increase the sensation of space.

kitchens



The reduced dimensions of the homes included in this book required that most elements be specially designed for each case. Since it is often impossible to find kitchens for such limited measurements, the architects had to create imaginative solutions. Some kitchens are located inside pieces of furniture that can be closed. Others occupy only a bar, and many of them are open to the living room or the dining room.

bathrooms



The small bathrooms were designed using ingenious and experimental construction solutions. In some cases, the bathroom forms part of the room, and in others — especially in those that do not require privacy — they have been placed in the middle of the living room. The materials used are not always conventional tiles. The designers have also incorporated new components like metallic mesh, stainless steel and, even, wood.

LIVING IN A WATER TANK

Pool Architektur

THIS project is located on the terrace of an old industrial building in Vienna that was restored to house offices and workshops. Pool Architektur, a young and daring Austrian team, managed to transform the building's water tank into a micro-apartment. The result is an example of how a true home can be created in only 194 square feet.

Even though the tank no longer contains water, the architects preserved its original structure, including the sloping walls on the lower part. Though they painted the brick white, they did not smooth it out or rejoin it in order to maintain its rough texture. The glass façade that leads onto the terrace provides the apartment with views of the city's rooftops.

Most of the furniture, including the bed, the dining table and the closet, is mobile and slides into a small metal volume in the wall when not in use. This storage volume sticks out of the construction and enables the residents to free up space inside.

The kitchen projects out of the wall and is a sculptural element made of a metal sheet in the form of an L. The refrigerator is suspended from the ceiling and is strategically positioned to facilitate its use without blocking the passageway.

The shower consists of a metallic plate and a faucet inserted into the wall. The architects did not hang curtains because the one space that requires privacy, the bathroom, is closed off. A rotating television sits in a nook in the wall and can be turned towards either the bathroom or the living room.

Pool Architektur has demonstrated that claustrophobia does not result from a home's measurements, but from poor management of space.



Architects: Pool Architektur **Photographs:** Hertha Hurnaus **Location:** Vienna, Austria **Completion date:** 1999 **Area:** 194 sq. feet