



HANDBOOK of LASERS

with

Selected Data on Optical Technology

Editor

ROBERT J. PRESSLEY, Ph.D.

Manager of Research and Development

Laser Products Division

Holobeam, Inc.



Published by

THE CHEMICAL RUBBER CO.

18901 Cranwood Parkway, Cleveland, Ohio 44128

5504142

This book presents data obtained from authentic and highly regarded sources. Reprinted material is quoted with permission, and sources are indicated. A wide variety of references are listed. Every reasonable effort has been made to give reliable data and information, but the editor and the publisher cannot assume responsibility for the validity of all materials or for the consequences of their use.



© 1971 by The Chemical Rubber Co.
All Rights Reserved
Library of Congress Card No. 72-163066
Printed in the United States of America



Division of THE CHEMICAL RUBBER CO.

Editor-in-Chief
Robert C. Weast, Ph.D.

Vice President, Research, Consolidated Gas Service Company, Inc.

Coordinating Editor
George L. Tuve, Sc.D.

Editor-in-Chief, Mathematics
Samuel M. Selby, Ph.D., Sc.D.
Professor of Mathematics
Hiram College

Editor-in-Chief, Biosciences
Irving Sunshine, Ph.D.
Chief Toxicologist, Cuyahoga
County Coroner's Office, Cleveland, Ohio

2008 / 6 HANDBOOK SERIES

BIOCHEMISTRY

Herbert A. Sober, Ph.D.
National Institutes of Health

BIOENGINEERING

David G. Fleming, Ph.D.
Case Western Reserve University
Lester Goodman, Ph.D.
National Institutes of Health

CHROMATOGRAPHY

Gunter Zweig, Ph.D.
Syracuse University Research Corp.

CLINICAL SCIENCES

Willard R. Faulkner, Ph.D.
Vanderbilt University Medical Center
John W. King, M.D., Ph.D.
Cleveland Clinic Foundation

ELECTRO-OPTICS

Robert J. Pressley, Ph.D.
Holobeam Corp.

ENGINEERING SCIENCES

Ray E. Bolz, D. Eng.
Case Western Reserve University
George L. Tuve, Sc.D.
THE Chemical Rubber CO.

ENVIRONMENTAL SCIENCES

Richard G. Bond, M.S., M.P.H.
University of Minnesota
Conrad P. Straub, Ph.D.
University of Minnesota

FOOD AND NUTRITION

Nicolo Bellanca, Ph.D.
CIBA-GEIGY Corp.
Giovanni Fenaroli, Ph.D.
University of Milano, Italy
Thomas E. Furia
CIBA-GEIGY Corp.

MARINE SCIENCES

F. G. Walton Smith, Ph.D.
University of Miami

MATERIALS SCIENCE

C. T. Lynch, Ph.D.
Wright-Patterson Air Force Base

MATHEMATICS AND STATISTICS

William H. Beyer, Ph.D.
University of Akron
Brian Girling, M.Sc., F.I.M.A.
The City University, London
Samuel M. Selby, Ph.D., Sc.D.
Hiram College

MICROBIOLOGY

Allen I. Laskin, Ph.D.
Esso Research and Engineering Co.
Hubert Lechevalier, Ph.D.
Rutgers University

ORGANIC CHEMISTRY

Saul Patai, Ph.D.
Hebrew University of Jerusalem
Zvi Rappoport, Ph.D.
Hebrew University of Jerusalem

RADIOLOGICAL SCIENCES

Yen Wang, M.D., D.Sc. (Med.)
University of Pittsburgh

TOXICOLOGY

Irving Sunshine, Ph.D.
Cuyahoga County Coroner's Office, Ohio

SPECTROSCOPY

Jeanette Grasselli
Standard Oil Company (Ohio)
James W. Robinson, Ph.D.
Louisiana State University

CRITICAL REVIEW JOURNALS

ANALYTICAL CHEMISTRY

Louis Meites, Ph.D.
Clarkson College of Technology

BIOCHEMISTRY

Robert A. Harte
American Society of
Biological Chemists, Inc.

BIOENGINEERING

David G. Fleming, Ph.D.
Case Western Reserve University

CLINICAL SCIENCES

Willard R. Faulkner, Ph.D.
Vanderbilt University Medical Center
John W. King, M.D., Ph.D.
Cleveland Clinic Foundation

ENVIRONMENTAL SCIENCES

Richard G. Bond, M.S., M.P.H.
University of Minnesota
Conrad P. Straub, Ph.D.
University of Minnesota

FOOD AND NUTRITION

Thomas E. Furia
CIBA-GEIGY Corp.

MACROMOLECULAR SCIENCE

Eric Baer, Ph.D.
Case Western Reserve University
Phillip Geil, Ph.D.
Case Western Reserve University
Jack Koenig, Ph.D.
Case Western Reserve University

MICROBIOLOGY

Allen I. Laskin, Ph.D.
Esso Research and Engineering Co.
Hubert Lechevalier, Ph.D.
Rutgers University

RADIOLOGICAL SCIENCES

Yen Wang, M.D., D.Sc. (Med.)
University of Pittsburgh

SOLID STATE SCIENCES

Richard W. Hoffman, Ph.D.
Case Western Reserve University
Donald E. Schuele, Ph.D.
Bell Telephone Laboratories

TOXICOLOGY

Leon Goldberg, D.Phil., D.Sc.
Albany Medical College of
Union University

PREFACE

The aim of this volume is to collect and present critically evaluated original data, both published and unpublished, that are relevant to laser research and development. The laser is close to its eleventh birthday. It has experienced a rapid growth, both in numbers and in complexity. Lasers of different types, frequencies, powers and energies have proliferated to such a degree that scientists are even becoming specialized in restricted fields within the general field of lasers.

The theory of the generation and control of coherent radiation is covered in various articles and texts. The experimental data, however, are being extended and enlarged much faster than the theory. To provide convenient access to this rapidly expanding volume of information is the goal of this handbook. The textual material is, in general, only that necessary to explain the data.

The data are the results of many different experimental arrangements. There has been little standardization between various laboratories in certain measurements such as threshold or efficiency. With this in mind, an important part of this handbook is the references to the original work, which should be consulted for details of how the various measurements were made. This referencing will become of less importance in later editions when there should be more standardization of measurement techniques.

The listings of the laser transitions for this first edition represent data available in late summer of 1970. There will undoubtedly be important additional data available between that date and the publication date, but this is an inevitable consequence of publishing in a current field of research.

The selection of data on related optical elements is not intended to be inclusive, but is meant to be a representative selection of some of the more useful items of considerable current interest. Both the American Institute of Physics and the Optical Society of America are currently preparing revised Handbooks, which will contain much more complete and detailed tabulations of topics covered peripherally in this handbook.

This handbook is intended for the use of active researchers in the field of lasers, and as such needs comments, criticisms and suggestions from these researchers if future editions are to be of maximum value. We welcome your cooperation in helping us to correct any errors or omissions.

The advisors to this handbook have contributed considerable time and effort toward the compilation of the data presented. That this Handbook could appear at all is due to their unstinting co-operation in collecting, collating, evaluating and referencing the data, in addition to their continuing normal scientific responsibilities.

I am personally indebted to both the David Sarnoff Research Center at Princeton, New Jersey, and Holobeam, Inc. at Paramus, New Jersey, for their cooperation during the compilation of this volume. I also wish to thank Mrs. Mary Lou Wu of the Chemical Rubber Company for her continuing enthusiasm and technical expertise in the editing of the book.

Hopewell, New Jersey
September 1, 1971

ROBERT J. PRESSLEY

ADVISORY BOARD

EDITOR AND CHAIRMAN

Robert J. Pressley, Ph.D.

Manager of Research and Development
Laser Products Division
Holobeam, Inc.
Paramus, New Jersey 07652

MEMBERS

Juan J. Amodei, Ph.D.

Member of Technical Staff
RCA Laboratories
Princeton, New Jersey 08540

Donald E. Bode, Ph.D.

Head, Physics
Santa Barbara Research Center
Goleta, California 93017

William B. Bridges, Ph.D.

Senior Scientist
Hughes Research Laboratories
Malibu, California 90265

Charles H. Church, Ph.D.

Staff Specialist
Laser Technology and Systems
Advanced Research Projects Agency
Arlington, Virginia 22209

Thomas F. Deutsch, Ph.D.

Principal Research Scientist
Research Division,
Raytheon Company
Waltham, Massachusetts 02154

William Eppers, Jr., Ph.D.

Senior Scientist
Laser Technology Branch
Air Force Avionics Laboratory
Wright-Patterson Air Force Base
Dayton, Ohio 45433

Hans Jaffe, Ph.D.

Vice President and Director
Gould Laboratories/Electronic Technology
Gould, Inc.
Cleveland, Ohio 44108

Fred M. Johnson, Ph.D.

Professor and Chairman
Department of Physics
California State College
Fullerton, California 92631

Herwig Kogelnik, Dipl.-Ing., D. techn., D. phil.

Department Head, Coherent Optics Research
Bell Telephone Laboratories
Holmdel, New Jersey 07733

Alexander Lempicki, Ph.D.

Manager, Quantum Physics Group
GTE Laboratories
Bayside, New York 11360

Irving Liberman, Ph.D.

Fellow Engineer
Westinghouse Research Laboratories
Pittsburgh, Pennsylvania 15235

Jacques I. Pankove, Ph.D.

Fellow, Technical Staff
RCA Laboratories
Princeton, New Jersey 08540

Yoh-Han Pao, Ph.D.

Professor and Head of Division
Electrical Sciences and Applied Physics
Case Western Reserve University
Cleveland, Ohio 44106

Keith S. Pennington, Ph.D.

Research Staff Member
IBM Research Center
Yorktown Heights, New York 10598

Advisory Board

Martin A. Pollack, Ph. D. (E.E.)

Member of Technical Staff
Bell Telephone Laboratories
Holmdel, New Jersey 07733

Marvin J. Weber, Ph.D.

Principal Research Scientist
Research Division
Raytheon Company
Waltham, Massachusetts 01778

Colin S. Willett, Ph.D.

Research Physicist
Harry Diamond Laboratories
Department of the Army
Washington, D.C. 20438

Richard F. Woodcock, Ph.D.

Chief Research Physicist
American Optical Corporation
Southbridge, Massachusetts 01550

CONTRIBUTORS, COLLABORATORS AND AUTHORS

Juan J. Amodei, Ph.D.

Member of Technical Staff
RCA Laboratories
Princeton, New Jersey 08540

Donald E. Bode, Ph.D.

Head, Physics
Santa Barbara Research Center
Goleta, California 93017

William B. Bridges, Ph.D.

Senior Scientist
Hughes Research Laboratories, Inc.
Malibu, California 90265

Di Chen, Ph.D. (E.E.)

Staff Scientist
Honeywell Corporate Research Center
Hopkins, Minnesota 55343

Arthur N. Chester, Ph.D.

Head, Chemical Laser Section
Hughes Research Laboratories, Inc.
Malibu, California 90265

A. M. Clarke, Ph.D.

Associate Professor of Biophysics
Medical College of Virginia
Richmond, Virginia 23219

Verne R. Costich, Ph.D.

Manager, Optical Coating Department
Coherent Radiation
Palo Alto, California 94303

Thomas F. Deutsch, Ph.D.

Principal Research Scientist
Research Division
Raytheon Company
Waltham, Massachusetts 02154

William Eppers, Jr., Ph.D.

Senior Scientist
Laser Technology Branch
Air Force Avionics Laboratory
Wright-Patterson Air Force Base
Dayton, Ohio 45433

Hans Jaffe, Ph.D.

Vice President and Director
Gould Laboratories/Electronic Technology
Gould, Inc.
Cleveland, Ohio 44108

Fred M. Johnson, Ph.D.

Professor and Chairman
Department of Physics
California State College
Fullerton, California 92631

Ivan P. Kaminow, Ph.D.

Member of Technical Staff
Bell Telephone Laboratories
Holmdel, New Jersey 07733

Herwig Kogelnik, Dipl.-Ing., D. techn., D. phil.

Department Head, Coherent Optics Research
Bell Telephone Laboratories
Holmdel, New Jersey 07733

Alexander Lempicki, Ph.D.

Manager, Quantum Physics Group
GTE Laboratories
Bayside, New York 11360

Tingye Li, Ph.D.

Department Head
Repeater Techniques Research Department
Bell Telephone Laboratories
Holmdel, New Jersey 07733

Irving Liberman, Ph.D.

Fellow Engineer
Westinghouse Research Laboratories
Pittsburgh, Pennsylvania 15235

Reuben S. Mezrich, Ph.D.

Member of Technical Staff
RCA Laboratories
Princeton, New Jersey 08540

Jacques I. Pankove, Ph.D.

Fellow, Technical Staff
RCA Laboratories
Princeton, New Jersey 08540

Contributors, Collaborators and Authors

Keith S. Pennington, Ph.D.

Research Staff Member
IBM Research Center
Yorktown Heights, New York 10598

Douglas A. Pinnow, Ph.D.

Supervisor, Solid State Effects
Bell Telephone Laboratories
Murray Hill, New Jersey 07974

Martin A. Pollack, Ph.D. (E.E.)

Member of Technical Staff
Bell Telephone Laboratories
Holmdel, New Jersey 07733

Daniel L. Ross, Ph.D.

Member of Technical Staff
RCA Laboratories
Princeton, New Jersey 08540

S. Singh, Ph.D.

Member of Technical Staff
Bell Telephone Laboratories
Murray Hill, New Jersey 07974

David L. Staebler, Ph.D.

Member of Technical Staff
RCA Laboratories
Princeton, New Jersey 08540

Edward H. Turner, Ph.D.

Member of Technical Staff
Bell Telephone Laboratories
Holmdel, New Jersey 07733

Marvin J. Weber, Ph.D.

Principal Research Scientist
Research Division
Raytheon Company
Waltham, Massachusetts 01778

Colin S. Willett, Ph.D.

Research Physicist
Harry Diamond Laboratories
Department of the Army
Washington, D.C. 20438

Richard F. Woodcock, Ph.D.

Chief Research Physicist
American Optical Corporation
Southbridge, Massachusetts 01550

TABLE OF CONTENTS

1 OCULAR HAZARDS

Definitions	3
Permissible Exposure Levels	8

2 INCOHERENT OPTICAL SOURCES

Standards and Definitions	13
Continuous Sources	14
Pulsed Sources	30

3 ATMOSPHERIC TRANSMISSION

Introduction	39
Broad-band Atmospheric Transmission Measurements	42
Low Altitude Transmission Measurements	52
High Resolution Solar Absorption Spectra from 10,000 ft	63
High Resolution Solar Absorption Spectra from 40,000 ft	125
Transmission Measurement near Important Laser Lines	146
Underwater Transmission Measurements	152

4 MULTILAYER DIELECTRIC COATINGS

Antireflection Coatings	155
High-reflection Coatings	156
Beam Splitters	157
High Pass Filters	159
Low Pass Filters	160
Band Pass Filters	160
Laser Mirrors	163
Performance and Ease of Fabrication Data on 14 Types of Dielectric Multilayer Coatings	169

5 OPTICAL DETECTORS

Characteristics of Photoemissive Surfaces	171
Typical Photodetector Parameters	172

6 NEUTRAL GAS LASERS

Introduction	183
Neutral Laser Transitions	186
Specific Selective Excitation Mechanisms	219
Characteristics of Important Neutral Gas Lasers	230

7 IONIZED GAS LASERS

Introduction	242
Ionized Gas Laser Transitions	244
Energy Level Diagrams for Ion Lasers	257
Characteristics of Practical Ion Lasers	277

8 MOLECULAR GAS LASERS	
Molecular Source Materials	298
Diatomic Molecular Gas Lasers	306
Triatomic Molecular Gas Lasers	329
Polyatomic Molecular Gas Lasers	346
9 DYE LASERS	
Summary of Dye Laser Properties	350
Reported Dye Lasers	351
10 RARE EARTH LIQUID LASERS	
Chelate Lasers	355
Aprotic Lasers	358
11 COMMERCIAL LASER GLASSES	
Introduction	360
Properties of Commercial Glass Lasers	362
12 INJECTION LASERS	
Formulae and Definitions	365
Spectral Range Covered by Semiconductor Lasers	368
13 INSULATING CRYSTAL LASERS	
Insulating Crystal Laser Hosts	371
Iron Group Lasers	376
Divalent Rare Earth Lasers	378
Trivalent Rare Earth Lasers	378
Actinide Lasers	388
Insulating Crystal Laser Wavelengths	389
Sensitization Combinations of Insulating Crystal Lasers	392
Continuous Wave Operating Insulating Crystal Lasers	393
Absorption Spectra of Trivalent Ions in Yttrium Aluminum Garnet	398
14 LASER BEAMS, MODES AND RESONATORS	
Laser Beams	421
Laser Resonators	428
15 LINEAR ELECTROOPTIC MATERIALS	
Definitions	447
Electrooptical Matrices	449
Tabulation of Electrooptic Coefficients	451
16 MAGNETOOPTIC MATERIALS	
Definitions	460
Magneto optic Properties of Ferromagnetic, Ferrimagnetic, and Antiferromagnetic Materials	461
Magneto optic Properties of Paramagnetic Materials	472
Magneto optic Properties of Glasses	473

Table of Contents

17 ELASTOOPTIC MATERIALS	
Introduction and Definitions	478
Strain-optic Tensor	479
Photoelastic Coefficients	481
Selected Acousto-optic Materials	484
18 NON-LINEAR OPTIC MATERIALS	
Introduction and Definitions	489
Form of the Second Harmonic Generation Tensor	490
Second Harmonic Generation Coefficients	497
Refractive Indices of Selected SHG Materials	507
19 STIMULATED RAMAN SCATTERING	
Introduction and Definitions	526
Materials Exhibiting Stimulated Raman Scattering	527
20 DIRECT OPTICAL STORAGE MEDIA	
Introduction and Definitions	533
Electrooptic Recording Media	534
Inorganic Photochromic Materials	535
Organic Photochromic Materials	535
Evaporated Thin Films	545
21 HOLOGRAPHIC PARAMETERS AND RECORDING MATERIALS	
Introduction and Definitions	549
Photoresists and Photopolymers	563
Photochromics	568
Characteristics of Silver Halide Photographic Emulsions	571
Thermoplastic Recordings	586
Magnetooptic Materials	588
Free Radical Films	590
TABULATION OF GAS LASERS BY WAVELENGTHS	595
INDEX	619

Section I

Laser Safety





Ocular Hazards

A. M. Clarke

Department of Biophysics
Medical College of Virginia
Virginia Commonwealth University
Richmond, Virginia 23219

Ocular hazards in the vicinity of laser devices include not only the laser itself, but the optical pumps used for excitation, the off-axis spontaneous radiation from gas discharge tubes, and occasionally the blackbody radiation of absorbers used to stop extremely intense beams. Geometrical considerations make the latter two cases a lesser hazard, but obviously do not remove them from inclusion in a safety protocol.

Ultraviolet devices of all types must be carefully controlled, as exposure of the cornea to even relatively low levels of irradiation at wavelengths less than 320 nm produces "sunburn" of the cornea, called "photophthalmia." Because a source in this region is not visible, has a cumulative effect, and the extremely debilitating "blepharospasm," or "sand in the eye" reaction to the corneal epithelium sloughing off and exposing the nerve tissue does not occur until 30 minutes to 24 hours following exposure (usually in the evening or night after exposure), any source which has a significant ultraviolet component must be used with caution. Figures 1-1 and 1-2, from the work of Pitts and his associates,^{1,2} indicate the sensitivity of rabbits and primates to the ultraviolet.

The middle infrared (10.6μ) portion of the spectrum also affects the corneal epithelium as the primary damage site. In this spectral region the damage mechanism is of thermal origin, not abiotic as in the case of the ultraviolet. Thus, the damage mechanism is a function of the time-temperature history within a single exposure interval. The threshold for a minimal irreversible lesion on the cornea is given in Figure 1-3.

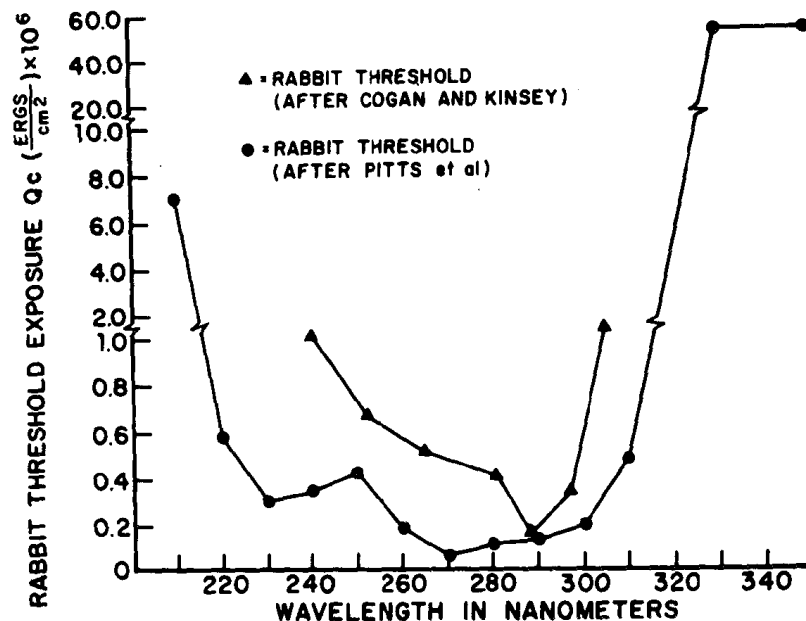


Fig. 1-1. Threshold exposure (Q_c) for the production of photophthalmia in rabbits versus wavelength of ultraviolet light. Each point on the curve is plotted at the peak wavelength of the various 10 nm wavebands. (From Pitts, D. G. and Kay, K. R., *Amer. J. Optom.*, 46, 561, 1969.)

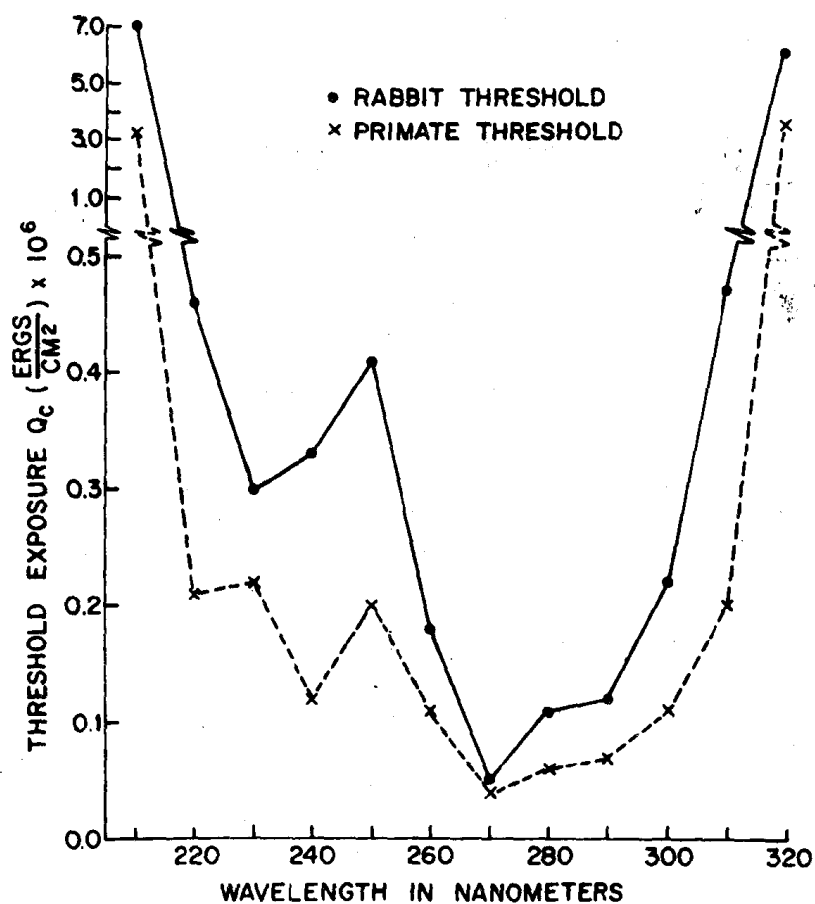


Fig. 1-2. A comparison of thresholds (Q_c) for the production of photophthalmia in rabbits and primates, as a function of wavelength. (From Pitts, D. G., *et al.*, SAM-TR-70-28, USAF School of Aerospace Medicine, Brooks A. F. Base, Texas, in press.)

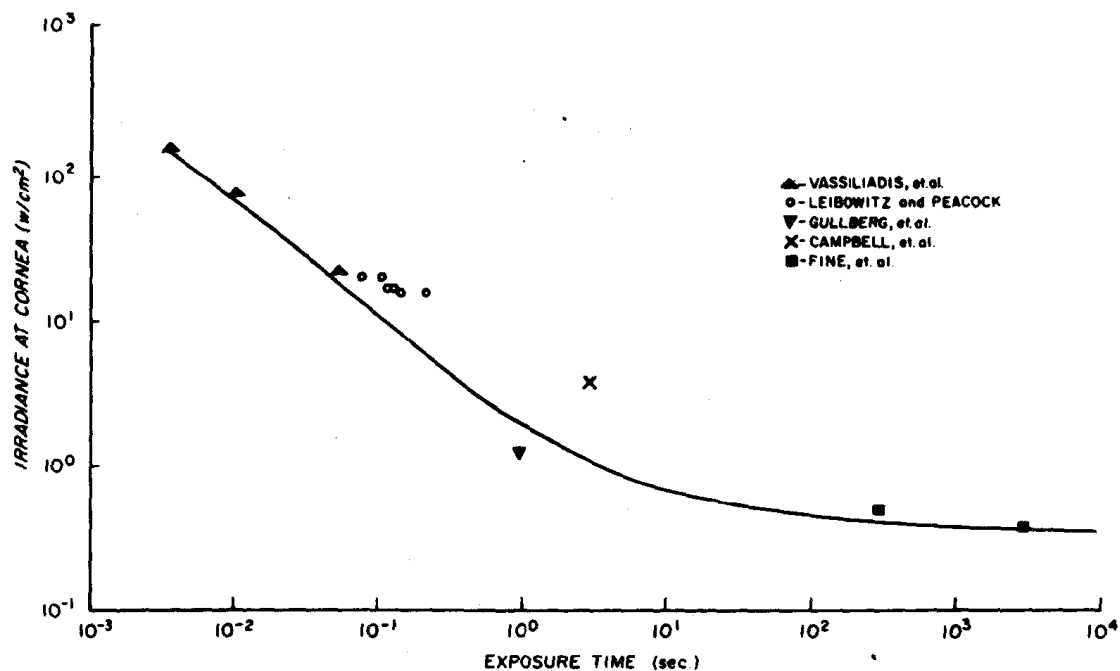


Fig. 1-3. Threshold CO_2 (10.6 μ) power levels for irreversible lesions on the cornea as a function of exposure time. Data taken from references 3 (Vassiliadis), 4 (Leibowitz), 5 (Gullberg), 6 (Campbell), and 7 (Fine).