


PRECALCULUS


WITH UNIT-CIRCLE TRIGONOMETRY



S E C O N D E D I T I O N

DAVID COHEN

PRECALCULUS WITH UNIT-CIRCLE TRIGONOMETRY



Second Edition

DAVID COHEN

Department of Mathematics
University of California
Los Angeles

WEST PUBLISHING COMPANY

Minneapolis / St. Paul · New York Los Angeles San Francisco



FOR RUTH AND ERNEST

Copyediting: Susan Gerstein and Pamela McMurry

Composition: The Clarinda Company

Cover Image: From *Symmetry in Chaos* by Michael Field and Martin Golubitsky. Published by Oxford University Press. © M. Field and M. Golubitsky, 1992.

Technical Illustrations: TECharts, Boulder, Colorado

Text Design: Janet Bollow

Production, Prepress, Printing, and Binding by West Publishing Company.

WEST'S COMMITMENT TO THE ENVIRONMENT

In 1906, West Publishing Company began recycling materials left over from the production of books. This began a tradition of efficient and responsible use of resources. Today, up to 95 percent of our legal books and 70 percent of our college and school texts are printed on recycled, acid-free stock. West also recycles nearly 22 million pounds of scrap paper annually—the equivalent of 181,717 trees. Since the 1960s, West has devised ways to capture and recycle waste inks, solvents, oils, and vapors created in the printing process. We also recycle plastics of all kinds, wood, glass, corrugated cardboard, and batteries, and have eliminated the use of styrofoam book packaging. We at West are proud of the longevity and the scope of our commitment to the environment.

COPYRIGHT ©1990

By WEST PUBLISHING COMPANY

COPYRIGHT ©1994

By WEST PUBLISHING COMPANY

610 Opperman Drive

P.O. Box 64526

St. Paul, MN 55164-0526

All rights reserved

Printed in the United States of America

01 00 99 98 97 96 95 94 8 7 6 5 4 3 2 1 0

LIBRARY OF CONGRESS CATALOGING-IN-PUBLICATION DATA

Cohen, David, 1942 Sept. 28-

Precalculus with unit-circle trigonometry / David Cohen. — 2nd ed.

p. cm.

Includes index.

ISBN 0-314-01254-0

1. Functions. 2. Algebra. 3. Trigonometry. I. Title.


QA331.3.C64 1994

512'.13—dc20


93-2612



PRECALCULUS WITH UNIT-CIRCLE TRIGONOMETRY



Second Edition



PREFACE

This text is for students who are preparing to take calculus or other courses requiring a background in precalculus mathematics. As in the first edition, my goal has been to create a book that is *accessible* to the student. The presentation is student-oriented in three specific ways. First, I've tried to talk to, rather than lecture at, the student. Second, examples are consistently used to introduce, to explain, and to motivate concepts. And third, all of the initial exercises for each section are carefully correlated with the worked examples in that section.

AUDIENCE I have assumed that the students have been exposed to intermediate algebra, but that they have not necessarily mastered that subject. Also, for many students, there may be a gap of several years between their last mathematics course and the present one. For these reasons, the review material in parts of the first two chapters and the appendix is unusually thorough.

FEATURES

1. *Word problems and applications.* Word problems and strategies for solving them are explained and developed throughout the book. Maximum–minimum problems relating to quadratic functions are discussed in detail in Section 4.4. The preceding section introduces some strategies for approaching these problems. To ensure that precalculus students gain appropriate practice and experience with these important strategies, the initial exercises in Section 4.3 make specific references to the corresponding worked examples in the text. In general, applications are integrated throughout the text. Two complete sections (5.5 and 5.6) are devoted to applications of the exponential function.
2. *Emphasis on graphing.* Graphs and techniques for graphing are developed throughout the text, and graphs are used to explain and reinforce algebraic concepts. (See, for example, Sections 3.3, 5.3, and 7.2.)
3. *Calculator Exercises.* There are two broad categories of calculator exercises in this text:
 - (i) **OPTIONAL GRAPHING CALCULATOR EXERCISES**
Over the past several years, all of us in the mathematics teaching community have become increasingly aware of the graphing calculator and its potential for making a positive impact in our teaching. While it is clear that vast reforms lie ahead, many of the specific details are still evolving in workshops and in classrooms across the country. And indeed, at present, even within a given school, some instructors are teaching the course with the graphing calculator, while others are not. Thus, for this second edition, I have labeled the graphing calculator exercises “op-

tional,” and I have placed them at the ends of the appropriate sections. Although these class-tested exercises can be adapted for use with any graphing calculator, they were written specifically for use with the Texas Instruments TI-81 Graphics Calculator. Since many of these exercises contain carefully detailed instructions for using this calculator, a minimum of class time is required for discussing its operation. Additionally, Section A.2 of the appendix (written by Professor Mickey Settle) contains a complete introduction to the basic features of the calculator.

(ii) (ORDINARY) CALCULATOR EXERCISES

As in the previous edition, there are many calculator exercises integrated throughout the regular exercise sets in the text. Some of these exercises reinforce or supplement the core material; some of them contain surprising results that motivate subsequent theoretical questions; and a few demonstrate that the use of a calculator cannot replace thinking or the need for mathematical proofs.

4. *Analytic Geometry.* The basic equations for lines and circles are introduced in Chapter 2 and used throughout the book. In Chapter 11, conic sections are discussed in greater detail than in most other precalculus books. The unifying focus–directrix property of the conics is developed in Section 11.6. In the past, analytic geometry traditionally served as the capstone in the student’s preparation for calculus. It was here that the student had a real opportunity to sharpen his or her algebraic and analytic skills. Chapter 11 is intended to reaffirm, rather than dismiss, that tradition.
5. *Trigonometry.* Chapters 6 through 9 are devoted to trigonometry, with Chapter 6 introducing first the unit-circle definitions (in Section 6.2) and later the right-triangle definitions (in Section 6.5). The unit-circle definitions of the trigonometric functions involve simple geometric ideas that should be presented as such, and not cluttered with excessive notation or terminology (that will never appear in subsequent science or calculus courses). In presenting these definitions (in Sections 6.2 and 7.1), the text sets a pace that is deliberately measured. Rather than rushing on, we take time to help the student understand the definitions, qualitatively as well as quantitatively. (See, for instance, Examples 2, 3, and 5 in Section 6.2.) As additional preparation for the analytical portions of trigonometry, Chapter 6 concludes with a (pedagogically) important section providing examples and drill work in manipulating trigonometric expressions. The graphs of the trigonometric functions are developed in Chapter 7, prior to the more analytical portions of trigonometry in Chapter 8. Chapter 9 covers the traditional trigonometry of triangles and several of the more applied topics: vectors, parametric equations, and polar coordinates.
6. *Graded Exercise Sets.* As a convenience for the instructor, most of the exercise sets (except for the chapter review sets) are divided into three categories: A, B, and C. The group-A exercises are based directly on the examples and definitions in that section of the text. Moreover, these problems treat topics in roughly the same order in which they appear in the text. The group-B exercises serve several key functions. Some of them require students to use several different techniques or topics in a single solution. Some group-B problems, while not conceptually more difficult than their group-A counterparts, require lengthier calculations or algebraic manipulations. Finally, some group-B exercises are included simply because they are interesting or because

they allow the students to see the material from a different perspective. The group-C exercises contain the more challenging problems. (In many cases, though, detailed hints are provided.)

7. *End-of-Chapter Material.* Each chapter concludes with a detailed chapter summary, an extensive chapter-review exercise set, and a chapter test. Additionally, in Chapters 2 through 13, there are *Writing Mathematics* sections. In the *Writing Mathematics* questions, the student is asked to organize his or her thoughts and respond in complete sentences. Some of the questions are simply *true-or-false* questions that can be explained in just a sentence or two. In other cases, a more elaborate response is required. For example, in Chapter 2 (page 92), the *Writing Mathematics* section describes a geometric technique for solving quadratic equations and the student is asked to explain why the method is valid. In Chapter 9, the *Writing Mathematics* section describes a new proof for the law of cosines from the *College Mathematics Journal* and the student is asked to fill in the details. (See page 516.)

CHANGES IN THIS EDITION

Comments and suggestions from students, instructors, and reviewers have helped me to revise this text in a number of ways that I believe will make the book more useful to the instructor and more accessible to the student. As already mentioned, two new features of the book are the graphing calculator exercises and the *Writing Mathematics* sections. Other major changes occur in the following areas.

Chapter 1 *Algebra Background for Precalculus* There are three structural changes that have shortened this chapter. The geometric material on rectangular coordinates has been moved into Chapter 2; the review of exponents and radicals is given in two appendices at the back of the book; and the introduction to the complex-number system now appears at the beginning of Chapter 12, *Roots of Polynomial Equations*. The section on factoring (Section 1.3) has been revised. There are more examples and exercises, and many of these emphasize patterns.

Chapter 2 *Coordinates and Graphs* This is a self-contained review or reintroduction to elementary analytic geometry. Section 2.2 (*Graphs and Equations, a Second Look*) emphasizes the connection between graphing equations and solving equations. This section also contains a discussion of the six basic graphs:

$$\begin{array}{lll} y = |x| & y = x^3 & y = \sqrt{x} \\ y = x^2 & y = 1/x & y = \sqrt{1-x^2} \end{array}$$

(In the previous edition, these graphs were discussed later, in the context of functions.) The material on symmetry (in Section 2.4) has been expanded to include symmetry about the line $y = x$. This simplifies the presentation of inverse functions in the next chapter.

Chapter 3 *Functions* New material has been added on the average rate of change of a function. (See pages 113–114.) Section 3.3, *Techniques in Graphing*, has been streamlined and the presentation is now, I believe, easier to teach and easier to learn. (Some of the material on translation and coordinates is presented again in Chapter 11, but from a different viewpoint.) Following NCTM guidelines, exercises on iteration of functions are now included. (See, for example, Exercises 49–52 on page 138.)

Chapter 4 *Polynomial and Rational Functions. Applications to Optimization* The material on graphing polynomials in factored form has been revised, now making use of the earlier work (in Chapter 1) on solving inequalities. Also,

more details are given about how to analyze a graph in the vicinity of an x -intercept.

Chapter 5 Exponential and Logarithmic Functions The chapter introduces exponential functions from a more practical or contemporary viewpoint. We indicate how these functions are used in modeling real-life situations. See pages 227 and 228 and Example 3 on page 277. In Section 5.2, the constant e is now introduced both in terms of the limit of $[1 + (1/n)]^n$ and in terms of slopes of tangent lines. In the previous edition, the applications were scattered throughout the sections. Now they are presented in the last two sections of the chapter: Section 5.5 discusses compound interest; Section 5.6 uses the function $N = N_0 e^{kt}$ to model population growth and radioactive decay.

Chapter 6 The Trigonometric Functions As in the previous edition, this initial chapter on trigonometry emphasizes the unit-circle definitions. Now, however, the chapter does conclude with a brief introduction (or, for many students, review) of the right-triangle definitions. Several users and reviewers pointed out that these right-triangle definitions are useful even in the more analytical portions of trigonometry. (See, for instance, Example 7 on page 434 or Exercises 67 and 68 on page 440.)

Chapter 7 Graphs of the Trigonometric Functions In the previous edition, the discussion of these graphs was contained in the longer chapter on analytical trigonometry. The initial discussion of periodic functions in Section 7.2 is now illustrated with examples from astronomy, medicine, and music. The discussion in this section is limited to the graphs of $y = \sin x$ and $y = \cos x$. The approximation $\sin x \approx x$ is introduced both for its utility and for the insight it yields about the shape of $y = \sin x$. As an application of graphing, there is a new section (7.4) on simple harmonic motion.

Chapter 8 Analytical Trigonometry The addition formulas for sine, cosine, and tangent are now presented in one section (8.1). Section 8.3 on the product-to-sum and sum-to-product formulas is new.

Chapter 9 Triangles and the Trigonometric Functions Three new sections have been added: *Parametric Equations* (9.5), *Introduction to Polar Coordinates* (9.6), and *Curves in Polar Coordinates* (9.7). (In the previous edition, portions of the material on polar coordinates were contained in the chapter on analytic geometry.) In drawing polar curves, we make use of the Cartesian graphs of sine and cosine that were developed in Chapter 7.

Chapter 11 Analytic Geometry There are two new sections here, as well as some reorganization. The new sections are *The Focus–Directrix Property of Conics* (11.6) and *The Conics in Polar Coordinates* (11.7). The material on the parabola has been split into two sections. The second section, labeled “optional,” shows how to find the tangent to a parabola using the methods of algebra rather than calculus. The section on rotation of axes has been moved to the end of the chapter.

Chapter 12 Roots of Polynomial Equations The chapter now begins with an introduction to the complex-number system. (In the previous edition, this introduction appeared at the end of Chapter 1.) The chapter ends with DeMoivre’s theorem and the calculation of n th roots. (In the previous edition, this material was in the last chapter, *Additional Topics in Algebra*.)

SUPPLEMENTARY MATERIALS

- I. The *Student’s Solutions Manual*, by Ross Rueger, contains complete solutions for the odd-numbered exercises and for all test questions at the end of each chapter.

2. The *Instructor's Solutions Manual*, by Ross Rueger, contains answers or solutions for every even-numbered exercise.
3. *WestTest*® 3.0 (computer-generated testing programs) is available free to qualified adopters. (There are versions for both Macintosh and IBM PCs and compatibles.)
4. *The Test Bank*, by Charles Heuer, contains seven versions of each chapter test. Two of the seven versions are multiple choice.
5. *GraphToolz* by Tom Saxton and *MR-Graphs* by Mickey Settle are software programs for graphing and evaluating functions. These easy-to-use programs, along with accompanying drill and enrichment exercises, are free for qualified adopters. (*GraphToolz* is for Macintosh computers; *MRGraphs* is for IBM PCs or compatibles.)
6. *West Math Tutor*, software by Mathens Corp., provides algorithmically-based tutorials with feedback and hints. (There are versions for both Macintosh and IBM PCs and compatibles.)
7. *Transparency masters* for many of the key figures or tables in the text are available to qualified adopters.
8. *College Algebra: In Simplest Terms*, a series of video tapes produced by Annenberg/CPB Collection, is available to qualified adopters. This series covers the major topics in college algebra, and it includes some excellent applications of precalculus mathematics.
9. *Graphics Calculator Supplement*, by Mickey Settle and Ross Rueger, explains how to use the TI-81, TI-82, and Casio graphics calculators. Exercises are also provided.

ACKNOWLEDGMENTS

Many students and teachers from both colleges and high schools have made useful constructive suggestions about the text and exercises, and I thank them for that. Special thanks go to Professor Charles Heuer for his careful work in checking the text and the exercise solutions for accuracy. I am grateful to Professor Mickey Settle for allowing us to reproduce his copyrighted work, *Using the TI-81 Graphics Calculator*, in Section A.2 of the appendix. In preparing and revising the manuscript, I received valuable suggestions and comments from the following reviewers.


Michael Brook
University of Delaware
Ray Glenn
Tallahassee Community College
Sheldon Gordon
Suffolk County Community College
Larry Gray
University of Minnesota

John Gregory
Southern Illinois University
Betty Hawkins
Shoreline Community College
Mo Hendon
University of Georgia
Leslie Peek
Mercer University


I would like to thank Professor Ross Rueger, who wrote the supplementary manuals and created the answer section for the text; and Susan Gerstein and Pam McMurry, who copyedited the manuscript. Finally, to Stacy Lenzen, Deanna Quinn, Peter Marshall, and Jane Bass at West Publishing Company, thank you for all your work and help in bringing this manuscript into print.

David Cohen
Lunada Bay, California, 1993

PRECALCULUS WITH UNIT-CIRCLE TRIGONOMETRY



Second Edition



CONTENTS

PREFACE

ix

ONE



ALGEBRA BACKGROUND FOR PRECALCULUS

I

1.1	Sets of Real Numbers	1
1.2	Absolute Value	6
1.3	Polynomials and Factoring	12
1.4	Quadratic Equations	20
1.5	Inequalities	30
1.6	More on Inequalities	36

TWO



COORDINATES AND GRAPHS

48

2.1	Rectangular Coordinates	48
2.2	Graphs and Equations, a Second Look	60
2.3	Equations of Lines	69
2.4	Symmetry and Graphs	83

THREE



FUNCTIONS

98

3.1	The Definition of a Function	98
3.2	The Graph of a Function	108
3.3	Techniques in Graphing	122
3.4	Methods of Combining Functions	131
3.5	Inverse Functions	140

FOUR



POLYNOMIAL AND RATIONAL FUNCTIONS. APPLICATIONS TO OPTIMIZATION

159

4.1	Linear Functions	159
4.2	Quadratic Functions	169
4.3	Applied Functions: Setting Up Equations	176
4.4	Maximum and Minimum Problems	187
4.5	Polynomial Functions	197
4.6	Rational Functions	209

FIVE

**EXPONENTIAL AND LOGARITHMIC FUNCTIONS 227**

5.1	Exponential Functions	228
5.2	The Exponential Function $y = e^x$	237
5.3	Logarithmic Functions	246
5.4	Properties of Logarithms	256
5.5	Compound Interest	266
5.6	Exponential Growth and Decay	275

SIX

**THE TRIGONOMETRIC FUNCTIONS 294**

6.1	Degrees and Radians	294
6.2	Trigonometric Functions of Angles	306
6.3	Evaluating the Trigonometric Functions	314
6.4	Algebra and the Trigonometric Functions	323
6.5	Right-Triangle Trigonometry	331

SEVEN

**GRAPHS OF THE TRIGONOMETRIC FUNCTIONS 346**

7.1	Trigonometric Functions of Real Numbers	346
7.2	Graphs of the Sine and Cosine Functions	357
7.3	Graphs of $y = A \sin(Bx - C)$ and $y = A \cos(Bx - C)$	368
7.4	Simple Harmonic Motion	376
7.5	Graphs of the Tangent and the Reciprocal Functions	382

EIGHT

**ANALYTICAL TRIGONOMETRY 397**

8.1	The Additional Formulas	397
8.2	The Double-Angle Formulas	406
8.3	Product-to-Sum and Sum-to-Product Formulas	414
8.4	Trigonometric Equations	420
8.5	The Inverse Trigonometric Functions	429

NINE

**ADDITIONAL TOPICS IN TRIGONOMETRY 448**

9.1	Right-Triangle Applications	448
9.2	The Law of Sines and the Law of Cosines	458
9.3	Vectors in the Plane, A Geometric Approach	472
9.4	Vectors in the Plane, An Algebraic Approach	481
9.5	Parametric Equations	489
9.6	Introduction to Polar Coordinates	495
9.7	Curves in Polar Coordinates	505

TEN

**SYSTEMS OF EQUATIONS****524**

10.1 Systems of Two Linear Equations in Two Unknowns	524
10.2 Gaussian Elimination	534
10.3 Matrices	545
10.4 The Inverse of a Square Matrix	557
10.5 Determinants and Cramer's Rule	564
10.6 Nonlinear Systems of Equations	577
10.7 Systems of Inequalities	584

ELEVEN

**ANALYTIC GEOMETRY****598**

11.1 The Basic Equations	598
11.2 The Parabola	607
11.3 Tangents to Parabolas (Optional)	617
11.4 The Ellipse	620
11.5 The Hyperbola	634
11.6 The Focus-Directrix Property of Conics	646
11.7 The Conics in Polar Coordinates	656
11.8 Rotation of Axes	662

TWELVE

**ROOTS OF POLYNOMIAL EQUATIONS****678**

12.1 The Complex Number System	678
12.2 Division of Polynomials	685
12.3 The Remainder Theorem and the Factor Theorem	692
12.4 The Fundamental Theorem of Algebra	700
12.5 Rational and Irrational Roots	708
12.6 Conjugate Roots and Descartes's Rule of Signs	714
12.7 DeMoivre's Theorem	720

THIRTEEN

**ADDITIONAL TOPICS IN ALGEBRA****734**

13.1 Mathematical Induction	734
13.2 The Binomial Theorem	741
13.3 Introduction to Sequences and Series	750
13.4 Arithmetic Sequences and Series	756
13.5 Geometric Sequences and Series	762

APPENDIX**A-I**

A-1 Significant Digits and Calculators	A-1
A-2 Using the TI-81 Graphics Calculator	A-7
A-3 Some Proofs for Section 1.1	A-20
A-4 $\sqrt{2}$ Is Irrational	A-22
A-5 Review of Integer Exponents and n th Roots	A-23
A-6 Review of Rational Exponents	A-31

FIVE

**EXPONENTIAL AND LOGARITHMIC FUNCTIONS 227**

5.1	Exponential Functions	228
5.2	The Exponential Function $y = e^x$	237
5.3	Logarithmic Functions	246
5.4	Properties of Logarithms	256
5.5	Compound Interest	266
5.6	Exponential Growth and Decay	275

SIX

**THE TRIGONOMETRIC FUNCTIONS 294**

6.1	Degrees and Radians	294
6.2	Trigonometric Functions of Angles	306
6.3	Evaluating the Trigonometric Functions	314
6.4	Algebra and the Trigonometric Functions	323
6.5	Right-Triangle Trigonometry	331

SEVEN

**GRAPHS OF THE TRIGONOMETRIC FUNCTIONS 346**

7.1	Trigonometric Functions of Real Numbers	346
7.2	Graphs of the Sine and Cosine Functions	357
7.3	Graphs of $y = A \sin(Bx - C)$ and $y = A \cos(Bx - C)$	368
7.4	Simple Harmonic Motion	376
7.5	Graphs of the Tangent and the Reciprocal Functions	382

EIGHT


**ANALYTICAL TRIGONOMETRY 397**

8.1	The Additional Formulas	397
8.2	The Double-Angle Formulas	406
8.3	Product-to-Sum and Sum-to-Product Formulas	414
8.4	Trigonometric Equations	420
8.5	The Inverse Trigonometric Functions	429

NINE

**ADDITIONAL TOPICS IN TRIGONOMETRY 448**

9.1	Right-Triangle Applications	448
9.2	The Law of Sines and the Law of Cosines	458
9.3	Vectors in the Plane, A Geometric Approach	472
9.4	Vectors in the Plane, An Algebraic Approach	481
9.5	Parametric Equations	489
9.6	Introduction to Polar Coordinates	495
9.7	Curves in Polar Coordinates	505



ALGEBRA BACKGROUND FOR PRECALCULUS

There are topics [in algebra] whose consideration prepares a student for a deeper understanding.

Leonhard Euler (1707–1783) in *Introduction to Analysis of the Infinite*, translated by John D. Blanton (New York: Springer–Verlag, 1988)

Perhaps Pythagoras was a kind of magician to his followers because he taught them that nature is commanded by numbers. There is a harmony in nature, he said, a unity in her variety, and it has a language: numbers are the language of nature.

Jacob Bronowski in *The Ascent of Man* (Boston: Little, Brown, and Company, 1973)

INTRODUCTION

In Chapters 1 and 2 we review several key topics from algebra and coordinate geometry that form the foundation for our work in precalculus. Although you are probably already familiar with some of this material from previous courses, do not be lulled into a false sense of security. Now, in your second exposure to these topics, you really have the opportunity to master them. Take advantage of this opportunity; it will pay great dividends both in this course and in calculus.



SETS OF REAL NUMBERS

Natural numbers have been used since time immemorial; fractions were employed by the ancient Egyptians as early as 1700 B.C.; and the Pythagoreans, in ancient Greece, about 400 B.C., discovered numbers, like $\sqrt{2}$, which cannot be fractions.

Stefan Drobot in *Real Numbers* (Englewood Cliffs, NJ: Prentice-Hall, Inc., 1964)

What secrets lie hidden in decimals?

Stephen P. Richards in *A Number for Your Thoughts* (New Providence, NJ: S. P. Richards, 1982)

Here, as in your previous mathematics courses, most of the numbers we deal with are *real numbers*. These are the numbers used in everyday life, in the sciences, in industry, and in business. Perhaps the simplest way to define a real number is this: A **real number** is any number that can be expressed in decimal form. Some examples of real numbers are

$$7 \text{ (= 7.000 } \dots) \quad -\frac{2}{3} \text{ (= } -0.\overline{6}) \quad \sqrt{2} \text{ (= 1.4142 } \dots)$$

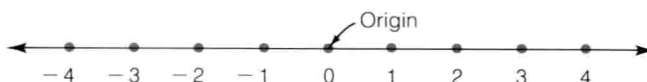
(The bar above the 6 in the decimal $-0.\overline{6}$ indicates that the 6 repeats indefinitely.)

Certain sets of real numbers are referred to often enough to be given special names. These are summarized in the box that follows.

PROPERTY SUMMARY SETS OF REAL NUMBERS		
NAME	DEFINITION AND COMMENTS	EXAMPLES
Natural numbers	These are the ordinary counting numbers, 1, 2, 3, and so on.	1, 4, 29, 1066
Integers	These are the natural numbers along with their negatives and zero.	-26, 0, 1, 1993
Rational numbers	As the name suggests, these are the real numbers that are <i>ratios</i> of two integers (with nonzero denominators, of course). It can be proved that a real number is rational if and only if its decimal expansion terminates (e.g., 3.15) or repeats (e.g., $2.\overline{43}$).	4 ($=\frac{4}{1}$), $-\frac{2}{3}$, 1.7 ($=\frac{17}{10}$), $4.\overline{3}$, $4.1\overline{73}$
Irrational numbers	These are the real numbers that are not rational. Section A.4 of the Appendix contains a proof of the fact that the number $\sqrt{2}$ is irrational. The proof that π is irrational is more difficult. The first person to prove that π is irrational was the Swiss mathematician J. H. Lambert (1728–1777).	$\sqrt{2}$, $3 + \sqrt{2}$, $3\sqrt{2}$, π , $4 + \pi$, 4π

As you've seen in previous courses, the real numbers can be represented as points on a *number line*, as shown in Figure 1. As indicated in Figure 1, the point associated with the number zero is referred to as the **origin**.

FIGURE 1



The fundamental fact here is that there is a **one-to-one correspondence** between the set of real numbers and the set of points on the line. This means that each real number is identified with exactly one point on the line; conversely, with each point on the line we identify exactly one real number. The real number associated with a given point is called the **coordinate** of the point. As a practical matter, we're usually more interested in relative locations than precise locations on a number line. For instance, since π is approximately 3.1, we show π slightly to the right of 3 in Figure 2. Similarly, since $\sqrt{2}$ is approximately 1.4, we show $\sqrt{2}$ slightly less than halfway from 1 to 2 in Figure 2.

It is often convenient to use number lines that show reference points other than the integers used in Figure 2. For instance, Figure 3(a) displays a number line with reference points that are multiples of π . In this case, of course, it is the integers that we then locate approximately. For example, in Figure 3(b) we show the approximate location of the number 1 on such a line.

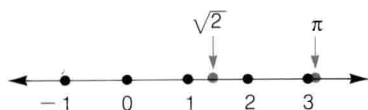


FIGURE 2

FIGURE 3

