



JAFFE **3**

Public Speaking

Concepts and Skills for a Diverse Society

*Look inside! The new
Jaffe Connection CD-ROM...
Interactively reinforces your
speechmaking skills!*

Executive Editor: Deirdre Cavanaugh
Publisher: Clark Baxter
Executive Marketing Manager: Stacey Purviance
Signing Representative: Tamy Stenquist
Editorial Assistant: Aimee Lilles
Project Editor: Cathy Linberg
Print Buyer: Mary Noel
Permissions Editor: Joohee Lee
Technology Project Manager: Jeanette Wiseman
Production Service: York Production Services

COPYRIGHT © 2001 Wadsworth, a division of Thomson Learning, Inc. Thomson Learning™ is a trademark used herein under license.

ALL RIGHTS RESERVED. No part of this work covered by the copyright hereon may be reproduced or used in any form or by any means—graphic, electronic, or mechanical, including photocopying, recording, taping, Web distribution, or information storage and retrieval systems—without the written permission of the publisher.

Printed in Canada
5 6 7 04 03 02

For permission to use material from this text, contact us:
Web: <http://www.thomsonrights.com> **Fax:** 1-800-730-2215
Phone: 1-800-730-2214

ExamView® and ExamView Pro® are trademarks of FSCreations, Inc. Windows is a registered trademark of the Microsoft Corporation used herein under license. Macintosh and Power Macintosh are registered trademarks of Apple Computer, Inc. Used herein under license.

COPYRIGHT 2001 Thomson Learning, Inc. All Rights Reserved. Thomson Learning Web Tutor™ is a trademark of Thomson Learning, Inc.

Library of Congress Cataloging-in-Publication Data

Jaffe, Clella Iles

Public speaking: concepts and skills for a diverse society/
Clella

Jaffe.—3rd ed.

p. cm.

Includes bibliographical references and index.

ISBN 0-534-52992-5

1. Public speaking. 2. Multiculturalism. I. Title.

PN4121 .J25 2000

808.5'1—dc21

00-032497

Text and Cover Designer: Lisa Mirski Devenish, Devenish Design
Photo Researcher: Laurel Anderson, Photosynthesis
Copy Editors: Judy Johnstone and Karen Slaght
Illustrators: Carole Lawson and 17th St. Studios
Cover, Title Page, Diversity in Practice Boxes, and CD-ROM
Images: Details from “Culture of the Crossroads” ©1998 By
Susan Kelk Cervantes. Sponsored by Precita Eyes.
Cover and Chapter-Opening Murals Photographer: Jonathan Fisher
Compositor: York Graphic Services
Printer: Transcontinental Printing

Wadsworth/Thomson Learning

10 Davis Drive

Belmont, CA 94002-3098

USA

For more information about our products, contact us:

Thomson Learning Academic Resource Center

1-800-423-0563

<http://www.wadsworth.com>

International Headquarters

Thomson Learning

International Division

290 Harbor Drive, 2nd Floor

Stamford, CT 06902-7477

USA

UK/Europe/Middle East/South Africa

Thomson Learning

Berkshire House

168-173 High Holborn

London WC1V 7AA

United Kingdom

Asia

Thomson Learning

60 Albert Street, #15-01

Albert Complex

Singapore 189969

Canada

Nelson Thomson Learning

1120 Birchmount Road

Toronto, Ontario M1K 5G4

Canada


Public Speaking

Concepts and Skills for a Diverse Society

THIRD EDITION

CLELLA JAFFE

George Fox University



 **Wadsworth**
Thomson Learning.

Australia • Canada • Mexico
Singapore • Spain • United
Kingdom • United States

Preface

The civilization of the dialogue is the only civilization worth having and the only civilization in which the whole world can unite. It is, therefore, the only civilization we can hope for, because the world must unite or be blown to bits.

Robert Hutchins, 1967

It is a pleasure to write a preface to the third edition to this text. I am grateful to all who used the first two editions and contributed helpful suggestions to improve the book. You'll find substantial revisions in this edition—changes that improve the text's overall readability and usefulness in a digital age. This edition continues to be a culturally informed book that never loses sight of its fundamental purpose: to train students to be effective public speakers and listeners. It applies 2,500-year-old principles of public speaking in a way that is sensitive to our rapidly changing pluralistic society. The recognition of diversity doesn't detract from building basic public speaking skills; rather, it broadens the repertoire of concepts, skills, theories, applications, and critical thinking proficiencies essential for listening and speaking in today's world.

Public Speaking and Diversity

I wrote this text because I believe that public speaking and diversity are intertwined. Through public speaking, we express, reinforce, transmit, influence, and blend diverse cultures. In fact, the very human characteristics speakers aim to influence—beliefs, values, attitudes, and actions—are precisely the basic elements of diversity. In the classroom, cultural backgrounds influence students' perceptions of the role of public speaking, their perceptions of themselves as speakers, their perceptions of their audiences, and their perceptions of other speakers. Culture also influences topic selection, research methods and resources, and reasoning styles.

More than ever before, students need to understand diversity, because the world now features unprecedented interaction between individuals of widely varying backgrounds and experiences. Also, people from one cultural background increasingly find themselves speaking to audiences from other cultural backgrounds. As media and transportation technologies become ever more sophisticated, the pace of cross-cultural interaction will only quicken. All of us need to tune in to the different ways in which people from diverse backgrounds speak and listen.


Technology has not only quickened the pace of cross-cultural interaction but also transformed the way teachers teach and students learn; thus, it is critical that the text support today's dynamic and interactive course experience.

In short, I believe that a book that teaches public speaking without strongly emphasizing diversity and fully integrating technology gives today's students an incomplete education. Consequently, this book continues to emphasize diversity while expanding

coverage of basic public speaking skills and harnessing the power of technology resources. Throughout, I present public speaking and listening as a form of dialogue or public conversation in which speakers and listeners co-create mutual meanings.

Features of the New Edition

Three new chapters and the Jaffe Connection CD-ROM are at the core of this text's approach.

- **Chapter 1, *Introduction to Public Speaking and Diversity***, now integrates a discussion of diversity (previously Chapter 3), reflecting an evolving definition of communication and culture that includes technology.
- **Chapter 3, *Ethics and Diversity***, helps students explore their responsibilities as ethical speakers and listeners in a diverse society.
- **Chapter 15, *Telling Narratives***, emphasizes the importance of narrative (storytelling) to all cultures, describing the function of and specific guidelines for creating narrative speeches.
-  **JAFFE CONNECTION** This new edition of Jaffe, *Public Speaking: Concepts and Skills for a Diverse Society*, expands student learning into a multimedia environment. Accompanying each student text is the Jaffe Connection CD-ROM. This CD-ROM consists of five integrated components; access to chapter-by-chapter resources at the Public Speaking Resource Center at Wadsworth's Communication Café, access to InfoTrac College Edition, hyperlinked Internet Exercises, Jaffe Speech Interactive, and a preview of WebTutor. Each component of the CD-ROM is represented in the text with an icon. Integrated throughout the chapter and expanded upon at the end of the chapter, these integrated icons direct students to numerous activities and reinforce and enrich concepts presented.



Wadsworth Public Speaking Resource Center, hyperlinked from Jaffe Connection, provides students with dynamic chapter-by-chapter resources as well as the opportunity to participate in an expert monitored threaded discussion on a variety of contemporary public speaking topics. For each chapter in this edition, students can access hotlinks, quizzes, glossary terms, speech preparation and evaluation checklists, InfoTrac College Edition questions, and interactive activities. The interactive activities, including several that focus on speech organization and outlining, are based on the *Stop and Check* feature included in the text and described below

<http://communication.wadsworth.com/publicspeaking/index.html>.



InfoTrac College Edition

Students who purchase Jaffe Connection receive a free four-month subscription to this fully searchable, online library with extensive holdings in communication. **InfoTrac College Edition** exercises are included in the text and at the end of each chapter. These exercises expand chapter content and guarantee currency of presentation. InfoTrac provides access to complete articles from over 900 scholarly and popular periodicals, is updated daily, and dates back four years, including the journal *Vital Speeches*, a key resource of contemporary model speeches. Look for the InfoTrac College Edition logo in the text and in the Jaffe Connection section at the end of each chapter. See below for more about how to use InfoTrac College Edition in your course.



Internet Activities are located throughout the text and at the end of each chapter. These activities, marked by a web icon, introduce students to Public Speaking on the World Wide Web with practical and engaging activities that mirror the chapter content and include suggestions for small-group work. Hyperlinked from the text to Wadsworth's Public Speaking Resource Center via the Jaffe Connection CD-ROM, currency and functioning of Internet links is assured.



Jaffe Speech Interactive

Jaffe Speech Interactive is the primary resident program on the Jaffe Connection CD-ROM. Speech Interactive helps students prepare for their own speech performance and effectively provide feedback to their peers by critiquing sample impromptu, introductory, informative, and persuasive speeches. Equipped with general guidelines for critiquing speeches, students have the opportunity to watch and listen to four different types of speeches from six different speakers. Students are then prompted to complete a Speech Evaluation Checklist and Speech Improvement Plan for each speech. Finally, students are presented with the opportunity to compare their critique and suggestions for improvement with that of an expert. Four of the speeches—an introduction, two informative, and a narrative speech—are included in the text.



Highlighted by icons throughout the text, students are encouraged to take their learning online! Web Tutor is a web-based learning companion to the third edition and is previewed in Jaffe Connection. Professors who require Web Tutor provide students with a great tool for studying and course management. Features include presentation of chapter objectives and lessons; flashcards with audio; exercises that can be downloaded, completed, and returned to the instructor; discussion topics integrated within the chapter; online review questions and tutorials; links to real-world locations for timely information; real-time chat; calendar of syllabus information; e-mail connections (using existing e-mail accounts); and an announcement board. For a demonstration of this product please visit the website www.itped.com. This state-of-the-art class management and study tool is available bundled with the text.

In addition to three new chapters and Jaffe Connection, the following content enhancements and text features are included in the third edition:

- **New Research.** This new edition integrates the most current research on areas such as critical thinking, public speaking anxiety, culture, learning styles, technology, listening, and narrative speaking. References are now provided in APA Style, for ease of use. You will also find a complete Bibliography at the end of the text, complete with online source references.
- **Expanded Technology Coverage.** This new edition provides updated and expanded coverage of the impact of technology and the Internet on the speechmaking process.
 - Coverage includes using the Internet and electronically stored sources to research speech topics, critically evaluating Internet materials, and using technology to enhance visual aids.
 - In the text of each chapter, URLs have been added to help students further investigate chapter topics online. Consult the Jaffe Connection section at the end of each chapter and look for the accompanying icons in text.
- **Communication Apprehension.** Chapter 2 now provides increased coverage of communication apprehension, including a new student self-assessment.

- **Quick Start Chapter.** Chapter 2, *Giving Your First Speech: Developing Confidence*, gets students off to a fast start with an overview of the speechmaking process and decreases their speech anxiety with a series of helpful tips and exercises.
- **Awareness of diverse learning styles and languages.** Where appropriate, I specifically address students whose first language is not English. Further, students will find specific guidelines for speaking through an interpreter, and Appendix C features a classroom speech given in Spanish and interpreted into English. In addition, the Student Resource Workbook contains an assignment for a speech using an interpreter. I've continued my focus on a variety of learning styles featuring both linear and nonlinear ways of learning.

Chapter-by-Chapter Features


- **Chapter Objectives.** Each chapter begins with a preview of the chapter's goals, then pauses every few pages to provide an opportunity to probe these key concepts through *Stop and Check* activities and *Diversity in Practice* boxes.
- **Margin Definitions.** Key terms are highlighted in bold throughout each chapter (when the term is first mentioned) and definitions are provided in the margins. These glossary terms are also provided on the Public Speaking Resource Center and in an audio and text format on Web Tutor.
- **Stop and Check.** These critical thinking and skill-building exercises help students check their progress throughout the chapter. Several of these activities are available in the Student Workbook and in an interactive format at the Public Speaking Resource Center and on Web Tutor.
- **Diversity in Practice.** These boxes enhance the book's emphasis on diversity by presenting brief summaries of public speaking traditions from a range of perspectives.
- **Key Terms.** The perfect complement to the in-chapter Margin Definitions, a list of key terms at the end of each chapter helps students check their acquisition of important vocabulary. Using the page number provided, students can easily reference the term with its definition in context.
- **Application and Critical Thinking Questions.** Due to their success with students, we've retained this popular feature. These end-of-chapter questions help students understand and critically evaluate the chapter content and skills they've learned. Instructors may use them in a variety of ways: as individual assignments, as group assignments, or as topics for in-class discussion.
- **Chapter Summary.** Each chapter concludes with a brief summary, highlighting the key topics covered in the chapter
- **Sample Speeches.** To provide you with exemplary models of the speech techniques taught in this text, this new edition has almost three times as many sample speeches and five times as many sample outlines as the previous edition. You will find 14 annotated sample student speeches or outlines and three speeches by professionals. Many of these are available on the Jaffe Connection CD-ROM, and additional student speeches will be made available online (<http://communication.wadsworth.com>). The five sample content outlines with commentary, plus expanded speaking outlines and outlines for alternative patterns, enhance the usefulness of this edition. You will find additional outlines and speeches in the Student Resource Workbook. (See below for more information about the Student Resource Workbook and Speech Interactive, a video and CD-ROM that has more sample speeches for critique and analysis.)



Resources for Students and Instructors

This edition has the most comprehensive array of supplements ever to assist in making this course as meaningful and effective as possible. The anchor of this program is the Jaffe Connection CD-ROM described earlier. This CD-ROM and many of the resources listed below are new to this edition. Please contact your local Wadsworth/Thomson Learning representative for an examination copy and demonstration, or call our Academic Resource Center at 1-800-423-0563. You may also visit us online at <http://communication.wadsworth.com/>.

Student Resources

- **Wadsworth Communication Café** <http://communication.wadsworth.com>. Pull up a chair, grab an espresso (or tea!), and log on to the Communication Café, the online resource for communication students and faculty. Our newly redesigned website features everything from online testing to tutorials to discussion forums. It's the ideal way to make teaching and learning an interactive and enlivening experience. 
- **InfoTrac College Edition Student Workbook for Communication 1.0** (0-534-52464-8). Written by Nancy Rost Goulden of Kansas State University, this saleable workbook can also be bundled with the text. It focuses on public speaking and features extensive individual and group activities that utilize InfoTrac College Edition. The workbook also includes guidelines for students and faculty on maximizing this resource.
- **InfoTrac College Edition Student Workbook for Communication 2.0** (0-534-52993-3). This saleable workbook can also be bundled with the text. It focuses on human communication topics (small group, interpersonal, public speaking) and includes guidelines for faculty and students on maximizing this resource.
- **Student Workbook** by Clella Jaffe (0-534-52998-4). This workbook compliments and expands students' understanding and use of the book. Part I features a welcome letter to the student and an introductory overview about the benefits of taking a public speaking course. Part II features chapter-by-chapter activities, many of which are based on the text's *Stop and Check* activities and include scenario-based learning that facilitates both individual and group work. Chapter review self-tests with answer keys are also included. Part III features speech assignment options, examples, and checklists. Speech preparation forms and checklists are formatted so they can be pulled out of the workbook and submitted.

Instructor Resources

- **Instructor's Edition** (0-534-52994-1). This edition—produced for especially for the instructor—includes a visual preface that explains the book's key features and the ancillary package.
- **Instructor's Resource Manual** (0-534-52995-X). Written by Clella Jaffe, this manual features course guidelines and sample syllabi. For each chapter there is a chapter-at-a-glance grid that correlates supplements and online resources, transition notes to the new edition, chapter goals and outline, suggested discussion questions and specific suggestions for integrating student workbook activities, and videos including the exclusive CNN Today video series. The comprehensive Test Bank features questions built on the concepts inherent to Bloom's Taxonomy of Thinking. Question areas are labeled according to the taxonomy and include rejoinders with page references.



- **ExamView for Windows and Macintosh** (0-534-52997-6). This cross-platform CD-ROM provides a fully integrated collection of test creation, delivery, and classroom management tools that feature all the test items found in the Instructor's Resource Manual.
- **Web Tutor on WebCT** (0-534-53000-1). Harnessing the power of the Internet to deliver public speaking aids that support various learning styles, Web Tutor is a web-based learning companion to this text. Features include presentation of chapter objectives and lessons; flashcards with audio, still images, and video; exercises that can be downloaded, completed, and returned to the instructor; discussion topics integrated within the chapter; online review questions and tutorials; links to real-world locations for timely information; real-time chat; calendar of syllabus information; e-mail connections (using existing e-mail accounts); and an announcement board. For a demonstration of this product, please visit the website www.itped.com. This state-of-the-art class management and study tool is available bundled with the text, as a stand-alone, or via online subscription.
- **SpeakLink: Lecture Presentation Tool for Public Speaking** (0-534-52996-8). This cross-platform CD-ROM—developed by Linda Loomis Steck, Indiana University, South Bend—is a dynamic presentation tool. It contains a searchable database of PowerPoint slides that feature text art, CNN video clips, plus the ability to import information from previously created lectures.
- **Videos.** Also available to instructors adopting this book is a wealth of video resources. Video policy is based on adoption size; contact your Wadsworth/Thomson Learning representative for more information.
 - **Student Speeches for Critique and Analysis Video** (Vol. I: 0-534-56258-2; Vol II: 0-534-56262-0). Featuring a speech of introduction, two impromptu speeches, four informational, and two persuasive speeches, Volume I is a great tool for helping students analyze and provide effective feedback on imperfect speeches. Select speeches feature non-native English speakers and include the use of visual aids. Volume II offers additional opportunities for critique and analysis.
 - **CNN Today Public Speaking Videos.** Updated yearly, these high-interest, 45-minute videos can help you launch a lecture, spark a discussion, or demonstrate an application. The following series of public speaking videos are available to qualifying adopters. Ask your Wadsworth/Thomson Learning representative for more information. (CNN Today videos are also available for Human Communication, Interpersonal Communication, and Mass Communication.)
 - Volume 1 (0-534-52212-2)
 - Volume 2 (0-534-52213-0)
 - Volume 3 (0-534-52214-9)
 - **Wadsworth Communication Video Library.** This library has over 30 videos covering key communication topics, including "Oral Critiques of Student Speeches," "Public Speaking: Knowing Your Audience," "Effective Speeches," and "Great Speeches: The Video Series."
 - **Service Learning in Communication Studies: A Handbook** (0-534-56631-6). Prepared by Rick Isaacson, Bruce Dorries, and Kevin Brown, this handbook describes ways to integrate service learning into the basic communication course and prepares students to work effectively with agencies and organizations.
 - **The Teaching Assistant's Guide to the Basic Course** (0-534-56778-9). Katherine G. Hendrix, who is on the faculty at the University of Memphis, prepared this resource specifically for new instructors. Available to instructors who adopt this new edition,

this useful guide is based on leading communication teacher training programs. It discusses some of the general issues that accompany a teaching role and offers specific strategies for managing the first week of classes, leading productive discussions, managing sensitive topics in the classroom, and grading students' written and oral work.

- **A Guide to the Basic Course for ESL Students** (0-534-56779-7). This saleable item can be bundled with the text and is designed to assist the non-native speaker. It features Frequently Asked Questions (FAQs), helpful URLs, and strategies for accent management and overcoming speech apprehension.

How to Use InfoTrac College Edition



We have mentioned access to InfoTrac College Edition quite a bit. For the latest news and research articles online—updated daily and spanning four years—we strongly encourage you to make *InfoTrac College Edition (ICE)* a vital part of your public speaking course.

Once you request and receive your new edition bundled with InfoTrac College Edition, you will be able to access this valuable resource. Simply log on to www.infotraccollege.com/wadsworth and enter your account ID number, which came with your text, and begin your search. If you did not receive a password, please contact your local Wadsworth representative or call our Academic Resource Center at 1-800-423-0563.

Ways to Search

You can use InfoTrac College Edition to search in three ways:

- **Subject Guide.** Subject Guide pages display every indexed topic in which the word you typed in the search box appears, as well as the number of references indexed under each topic. This lets you see exactly what matches your search before you view the citations and enables you to choose a single aspect or topic.
- **Key Words.** Entering one or more key words will give you the broadest range of citations. Literally any citation that includes your word or words in the title and/or abstract will appear. This is helpful if you have a very specific search word, but less helpful than the Subject Guide if your topic word is broad.
- **PowerTrac.** PowerTrac lets you create complex search expressions that combine different search methods, such as author and topic, or find articles from a particular publication and issue date. You will find suggestions for PowerTrac searches in this new edition.

Search Tips

1. Be as specific as possible with search words, so you get citations that are useful to you.
2. If you don't get a lot of matches, try different words. For example, many articles use "public speaking" as a Subject Guide, but many other articles using "communication" as the subject might also be useful in speech preparation.
3. After you open an article, use the Link feature to get a list of related articles and topics.
4. When your search results are too broad, use the Limit Search button. This button will allow you to limit the search, for example, to within a specified range of dates, making your material more timely.

5. Please don't wait until the last minute to do your research on InfoTrac! As with any other library system, it takes time to get to know how the system works and the many ways it can help you do research.

Acknowledgments

Every book is in some way a co-created product in which an author relies on the insights and encouragement of others. Victoria O'Donnell (Montana State University), Sean Patrick O'Rourke (Vanderbilt University), and Anne Zach Ferguson (Oregon State University, Willamette University) initially encouraged me to undertake this project. In addition, many reviewers across the country provided insightful comments at various stages of the manuscript — some of which I incorporated into the text.

Reviewers for the Second Edition

Thomas E. Diamond, Montana State University; Kevin E. McClearey, Southern Illinois University at Edwardsville; Susan Messman, Pennsylvania State University; Karla D. Scott, Saint Louis University; Jessica Stowell, Tulsa Community College; and Lori Wisdom-Whitely, Western Washington University. I have also had support and suggestions from my valued colleagues and students at Oregon State University, St. John's University (Queens), and George Fox University.

Reviewers for the Third Edition

Clifton Adams, Central Missouri State University; Linda Anthon, Valencia Community College; Wm. Jay Baglia, University of South Florida; Carol M. Barnum, Southern Polytechnic State University; Lorin Basden Arnold, Rowan University; Julie Benson-Rosston, Red Rocks Community College; John S. Bourhis, Southwest Missouri State University; Sharman Brown, University of Rhode Island; Cheri Ellis Campbell, Keene State College; Faye L. Clark, Georgia Perimeter College; Risa E. Dickson, California State University, San Bernardino; Hal W. Fulmer, Georgia Southern University; Matthew Girton, Florida State University; Sherrie L. Guerrero, San Bernardino Valley College; Robert Gwynne, University of Tennessee, Knoxville; Fred E. Jandt, California State University, San Bernardino; Ben Martin, Santa Monica College; Cathy Sargent Mester, Penn State at Erie – The Behrend College; Laura L. Nelson, University of Wisconsin–La Crosse; Mark D. Nelson, University of Alabama; Jean E. Perry, Glendale Community College; Susan L. Richardson, Prince George Community College; Paula Rodriguez, Hinds CC; Scott Rodriguez, California State University, San Bernardino; Kristi A. Schaller, Georgia State University; Ann M. Scroggie, Santa Fe Community College; Karni Spain Tierman, Bradley University; Susan Z. Swan, University of South Dakota; David E. Walker, Middle Tennessee State University; June D. Wells, Indian River Community College; Nancy J. Wendt, Oregon State University; L. Keith Williamson, Wichita State University; and Marianne Worthington, Cumberland College.

Finally, my daughter, Sara Jaffe Reamy, provided a student's perspective on manuscript drafts; my nephew, Mark Iles, contributed several pieces of art; and my husband, Jack, provided moral support throughout the hectic months of revision! The editors and designers at Wadsworth paid special attention to necessary details at each stage of manuscript revision. Beginning with Holly Allen who saw the project most of the way through the first edition, Randall Adams, Michael Gillespie, Vicki Friedberg, Sherry Symington, and Megan Gilbert who oversaw the second edition, and especially Kim Johnson and

Brief Contents

LIST OF SPEECHES	vi
PREFACE	xvii
CHAPTER 1: Introduction to Public Speaking and Culture	3
CHAPTER 2: Giving Your First Speech: Developing Confidence	21
CHAPTER 3: Ethics and Diversity	41
CHAPTER 4: Effective Listening	59
CHAPTER 5: Audience Analysis	79
CHAPTER 6: Selecting Your Topic and Purpose	97
CHAPTER 7: Researching Your Speech in an Electronic Culture	113
CHAPTER 8: Choosing Supporting Materials	141
CHAPTER 9: Organizing Your Speech	165
CHAPTER 10: Beginning and Ending Your Speech	185
CHAPTER 11: Putting It All Together: Outlining Your Speech	205
CHAPTER 12: Visual Aids: From Chalkboard to Computer	223
CHAPTER 13: Choosing Effective Language	251
CHAPTER 14: Delivering Your Speech	275
CHAPTER 15: Telling Narratives	293
CHAPTER 16: Informative Speaking	311
CHAPTER 17: Persuasive Speaking	335
CHAPTER 18: Persuasive Reasoning Methods	359
APPENDIX A: Speaking in Small Groups	386
APPENDIX B: Speaking on Special Occasions	394
APPENDIX C: Sample Speeches	401
BIBLIOGRAPHY	409
INDEX	415

List of Speeches



Self-Introduction *by Jason Kelleghan* 37

Medical Misinformation on the Internet *by Quianna Clay* 137

**What Is Real? Professional Wrestling and
Children** *by Terry Fredrickson* 161



Terrestrial Pulmonate Gastropods *by Shaura Neil* 247

**Who/What Would You Want in Your Band? Or Why Did I Spend
25 Years Playing Drums?** *by Bob Pettit* 271



Spanking? There's Gotta Be a Better Way *by Gail Grobey* 308

Japanese Writing *by Ariko Iso* 332

Sleep Deprivation *by Sonja Ralston* 355

The Benefits of Hunting *Anonymous* 383

The Solitude of Self *by Elizabeth Cady Stanton* 401

El Equipo Perfecto (The Perfect Team) *by Uriel Plascencia* 402



The Twenty-Fifth Amendment *by Loren Rozokas* 403

An Indian's View of Indian Affairs *by Chief Joseph* 404

Memorial Day Address, 1993 *by William J. Clinton* 407

Contents

LIST OF SPEECHES	vi
PREFACE	xvii

CHAPTER 1: Introduction To Public Speaking and Culture 3

Why Should You Study Public Speaking?	4
<i>Our Culture Values Public Speaking Skills</i>	4
<i>Training in Public Speaking Builds Confidence</i>	5
STOP AND CHECK: Assess Your Current Competence	7
<i>Public Speaking Important to a Liberal Arts Education</i>	7
Why Take a Cultural Perspective?	7
DIVERSITY IN PRACTICE: Public Speaking in Ancient Cultures	8
Culture Affects Public Speaking	9
<i>Cultures Provide Core Resources</i>	9
<i>Cultures Provide Technological Aids</i>	10
<i>Cultures Provide Expectations About Speaking and Listening</i>	11
STOP AND CHECK: Recognize Your Cultural Speaking Traditions	15
Public Speaking Influences Culture	15
Visualizing the Communication Process: The Transactional Model of Communication	16
Summary	17

JAFFE CONNECTION 18

Key Terms	18
Application and Critical Thinking Questions	18
Internet Activities	19
Hot Links at the Public Speaking Resource Center	19
Speech Interactive	19

CHAPTER 2: Giving Your First Speech: Developing Confidence 21

Develop Speechmaking Skills: Overcome Public Speaking Anxiety (PSA)	22
<i>Use Principles from the Five Canons of Rhetoric</i>	22
<i>Consider Your Audience (Invention)</i>	23
<i>Choose Your Topic and Purpose (Invention)</i>	23
DIVERSITY IN PRACTICE: Your Classroom Culture	24
<i>Gather Speech Materials (Invention)</i>	25
<i>Organize Your Materials (Disposition or Arrangement)</i>	26
<i>Choose Suitable Language (Style)</i>	28
<i>Learn Your Speech (Memory)</i>	28
STOP AND CHECK: Use the Canons to Assess Your Public Speaking Skills	29
Develop Strategies to Deal with Nervousness	29

<i>Understand Physiological Responses to Anxiety</i>	29
<i>Plan to Deal with Your Psychological Anxiety</i>	30
Finish Up: Deliver Your Speech	32
STOP AND CHECK: Assess Your Public Speaking Anxiety	33
Summary	34


JAFFE CONNECTION

34

<i>Key Terms</i>	34
<i>Application and Critical Thinking Questions</i>	35
<i>Internet Activities</i>	36
<i>Hot Links at the Public Speaking Resource Center</i>	37
<i>Speech Interactive</i>	37



Student Speech with Commentary: Self-Introduction by Jason Kelleghan 37

CHAPTER 3: Ethics And Diversity 41

Diversity	42
<i>Encountering Diversity</i>	43
Speaking Ethically	44
<i>Use Dialogical Principles</i>	45
DIVERSITY IN PRACTICE: The Homosexuals and the Baptists	46
STOP AND CHECK: Ethical Topic Selection in Diverse Settings	48
<i>Practice Democratic Principles</i>	48
DIVERSITY IN PRACTICE: NCA Credo for Ethical Communication	49
STOP AND CHECK: Would You Use Questionable Statistics?	51
Listening Ethically	51
STOP AND CHECK: Heckling (Transcript, 1992)	52

Researching Ethically	53
<i>Avoid Plagiarism</i>	54
<i>Avoid Fabrication</i>	54
Summary	55


JAFFE CONNECTION

55

<i>Key Terms</i>	55
<i>Application and Critical Thinking Questions</i>	56
<i>Internet Activities</i>	56
<i>Hot Links at the Public Speaking Resource Center</i>	57
<i>Web Tutor</i>	57

CHAPTER 4: Effective Listening 59

Listening Skills Are Valuable	60
Barriers to Listening	61
<i>Linguistic Barriers</i>	61
<i>Cultural Barriers</i>	62
<i>Personal Barriers</i>	63
Strategies to Improve Listening	64
STOP AND CHECK: Listening Skills Self-Assessment	66
<i>Use Cultural Schemas</i>	66
<i>Know Your Listening Purpose</i>	67
DIVERSITY IN PRACTICE: Cultural Listening Styles	68
STOP AND CHECK: Develop Strategies to Listen More Effectively	71
Practice Dialogical Listening	71
<i>Give Appropriate Nonverbal Feedback</i>	71
<i>Give Appropriate Verbal Feedback</i>	72
DIVERSITY IN PRACTICE: Saving Face	74
Summary	74


JAFFE CONNECTION

75

<i>Key Terms</i>	75
------------------	----

<i>Application and Critical Thinking Questions</i>	75
<i>Internet Activities</i>	76
<i>Hot Links at the Public Speaking Resource Center</i>	76
<i>Jaffe Speech Interactive</i>	77

CHAPTER 5: Audience Analysis 79

Analyze Who Is Listening	80
<i>Consider Audience Motivations</i>	80
<i>Analyze Audience Demographics</i>	81
<i>Assess the Situation</i>	86
STOP AND CHECK: Begin to Evaluate Your Classroom Audience	87
<i>Analyze the Audience's Psychological Profile</i>	88
STOP AND CHECK: Continue Your Audience Analysis	89
STOP AND CHECK: Construct a Questionnaire	91
Consider Your Audience's Perception of You	91
<i>Be Aware of Prior Credibility</i>	91
<i>Demonstrate Credibility in Your Speech</i>	91
<i>Take Terminal Credibility into Account</i>	93
DIVERSITY IN PRACTICE: Prior Credibility in Other Cultures	93
Summary	93

JAFFE CONNECTION 94

<i>Key Terms</i>	94
<i>Application and Critical Thinking Questions</i>	94
<i>Internet Activities</i>	95
<i>Hot Links at the Public Speaking Resource Center</i>	95

CHAPTER 6: Selecting Your Topic and Purpose 97

Choose Your Topic	98
<i>Assess Your Audience's Need to Know</i>	98
<i>Consider Your Personal Interests</i>	99
<i>Look for Topics from Other Courses</i>	100
<i>Investigate Current Events</i>	100
<i>Consider International and Cultural Topics</i>	101
DIVERSITY IN PRACTICE: Does Requiring One Speech on "Communication and Culture" Increase Students' Empathy?	102
Narrow Your Topic	102
STOP AND CHECK: Identify Several Usable Topics	104
Choose Your Purpose and Focus	104
<i>Identify Your General Purpose</i>	104
STOP AND CHECK: Narrow Your Purpose	105
<i>Identify Your Specific Purpose</i>	106
<i>Write Your Central Idea</i>	107
STOP AND CHECK: Putting It All Together	109
Summary	109

JAFFE CONNECTION 110

<i>Key Terms</i>	110
<i>Application and Critical Thinking Questions</i>	110
<i>Internet Activities</i>	110
<i>Hot Links at the Public Speaking Resource Center</i>	111
<i>Jaffe Speech Interactive</i>	111

CHAPTER 7: Researching Your Speech In An Electronic Culture 113

Gather Materials for Your Speech	114
<i>Plan Your Research</i>	114

STOP AND CHECK: Begin Your Research Plan	116
<i>Distinguish Between Primary and Secondary Sources</i>	116
<i>Draw from Your Personal Experiences</i>	116
<i>Consider Oral Sources</i>	118

STOP AND CHECK: Revisit Your Research Plan	119
<i>Use the Library</i>	120
<i>Use Mass Media Resources</i>	124

DIVERSITY IN PRACTICE: International and Ethnic Presses	125
---	-----

How to Use the Internet for Research	125
<i>What Is the Internet?</i>	126
<i>How to Evaluate Internet Resources</i>	128

STOP AND CHECK: Critical Thinking and the Internet	130
--	-----

Record Your Information	130
<i>Photocopy or Print Your Materials</i>	131
<i>Create a Mind Map</i>	132
<i>Write Note Cards</i>	133
<i>Use a Standard Format to Cite Your Sources</i>	135

STOP AND CHECK: Complete Your Research Plan	135
---	-----

Summary	135
---------	-----

JAFFE CONNECTION 136

<i>Key Terms</i>	136
<i>Application and Critical Thinking Questions</i>	136
<i>Internet Activities</i>	136
<i>Hot Links at the Public Speaking Resource Center</i>	137
Student Speech with Commentary: Medical Misinformation on the Internet by Quianna Clay	137

CHAPTER 8: Choosing Supporting Materials 141

Provide Facts	142
<i>Use Definitions</i>	142
<i>Provide Vivid Descriptions</i>	143

STOP AND CHECK: Think Critically About Facts	143
--	-----

Use Examples	144
<i>Use Real Examples</i>	145
<i>Consider Hypothetical Examples for Sensitive Topics</i>	145
<i>Combine Brief Examples</i>	146
<i>Create Emotional Connections with Extended Examples</i>	146

STOP AND CHECK: Think Critically About Examples	147
---	-----

Quote Culturally Acceptable Authorities	147
<i>Quote Culturally Accepted Experts</i>	148
<i>Quote Credible Peers or Laypeople</i>	148
<i>Quote Sayings, Proverbs, and Words of Wisdom</i>	149

DIVERSITY IN PRACTICE: Proverbs in a West African Culture	150
---	-----

STOP AND CHECK: Think Critically About Quoting Authorities	151
--	-----

Employ Statistics Carefully	151
<i>Provide a Count</i>	151
<i>Choose Statistics with a Critical Eye</i>	152
<i>Use Visual Aids to Clarify Numerical Data</i>	155

STOP AND CHECK: Critically Analyze Numerical Data	156
---	-----

Find Compelling Comparisons	156
<i>Use Literal Analogies</i>	156
<i>Create Vivid Figurative Analogies</i>	157

STOP AND CHECK: Think Critically About Analogies	158
--	-----

Summary	158
---------	-----

JAFFE CONNECTION 159

<i>Key Terms</i>	159
<i>Application and Critical Thinking Questions</i>	159