


 WILEY-VCH

# Encyclopedia of Molecular Cell Biology and Molecular Medicine

Edited by Robert A. Meyers

**Volume 16**

Second Edition  
*Index*



# Encyclopedia of Molecular Cell Biology and Molecular Medicine

*Edited by Robert A. Meyers*

Second Edition

**Volume 16**  
**Index**



WILEY-  
VCH

WILEY-VCH Verlag GmbH & Co. KGaA

**Editor:**

**Dr. Robert A. Meyers**

President, Ramtech Limited  
122 Escalle Lane  
Larkspur, CA 94939  
USA

■ All books published by Wiley-VCH are carefully produced. Nevertheless, authors, editors, and publisher do not warrant the information contained in these books, including this book, to be free of errors. Readers are advised to keep in mind that statements, data, illustrations, procedural details or other items may inadvertently be inaccurate.

**Library of Congress Card No.:** applied for

**British Library Cataloguing-in-Publication**

**Data:** A catalogue record for this book is available from the British Library.

**Bibliographic information published by  
Die Deutsche Bibliothek**

Die Deutsche Bibliothek lists this publication in the Deutsche Nationalbibliografie; detailed bibliographic data is available in the internet at <http://dnb.ddb.de>.

©WILEY-VCH Verlag GmbH & Co. KGaA  
Weinheim, 2005

All rights reserved (including those of translation into other languages). No part of this book may be reproduced in any form – nor transmitted or translated into machine language without written permission from the publishers. Registered names, trademarks, etc. used in this book, even when not specifically marked as such are not to be considered unprotected by law.

Printed in the Federal Republic of Germany.  
Printed on acid-free paper.

**Composition:** Laserwords Private Ltd,  
Chennai, India

**Printing:** Druckhaus Darmstadt GmbH,  
Darmstadt

**Bookbinding:** Litges & Dopf Buchbinderei  
GmbH, Heppenheim

**ISBN-13:** 978-3-527-30653-4

**ISBN-10:** 3-527-30653-6

**Encyclopedia of Molecular Cell Biology  
and Molecular Medicine**

*Edited by Robert A. Meyers*

**Volume 16  
Index**

# Encyclopedia of Molecular Cell Biology and Molecular Medicine

## Editorial Board

- \*Werner Arber, Biozentrum, University of Basel, Switzerland
- \*David Baltimore, California Institute of Technology, Pasadena, USA
- \*Günter Blobel, The Rockefeller University, New York, USA
- Martin Evans, Cardiff University, United Kingdom
- \*Paul Greengard, The Rockefeller University, New York, USA
- \*Avram Hershko, Technion, Israel Institute of Technology, Haifa, Israel
- \*Robert Huber, Max Planck Institute of Biochemistry, Martinsried, Germany
- \*Aaron Klug, MRC Laboratory of Molecular Biology Cambridge, United Kingdom
- \*Stanley B. Prusiner, University of California, San Francisco, USA
- \*Bengt Samuelsson, Karolinska Institutet, Stockholm, Sweden
- \*Phillip A. Sharp, Massachusetts Institute of Technology, Cambridge, USA
- Alexander Varshavsky, California Institute of Technology, Pasadena, USA
- Akiyoshi Wada, RIKEN, Yokohama, Japan
- Shigeyuki Yokoyama, RIKEN, Yokohama, Japan
- \*Rolf M. Zinkernagel, University Hospital Zurich, Switzerland
- \*Nobel Laureate

## Preface

The *Encyclopedia of Molecular Cell Biology and Molecular Medicine*, which is the successor and second edition of the *Encyclopedia of Molecular Biology and Molecular Medicine* (VCH Publishers, Weinheim), covers the molecular and cellular basis of life at a university and professional researcher level. The first edition, published in 1996–97, was very successful and is being used in libraries around the world. This second edition will almost double the first edition in length and will comprise the most detailed treatment of both molecular cell biology and molecular medicine available today. The Board Members and I believe that there is a serious need for this publication, even in view of the vast amount of information available on the World Wide Web and in text books and monographs. We feel that there is no substitute for our tightly organized and integrated approach to selection of articles and authors and implementation of peer review standards for providing an authoritative single-source reference for undergraduate and graduate students, faculty, librarians, and researchers in industry and government.

Our purpose is to provide a comprehensive foundation for the expanding number of molecular biologists, cell biologists, pharmacologists, biophysicists, biotechnologists, biochemists, and physicians, as well as for those entering molecular cell biology and molecular medicine from majors or careers in physics, chemistry, mathematics, computer science, and engineering. For example, there is an unprecedented demand for physicists, chemists, and computer scientists who will work with biologists to define the genome, proteome, and interactome through experimental and computational biology.

The Board Members and I first divided the entire study of molecular cell biology and molecular medicine into primary topical categories and further defined each of these into subtopics. The following is a summary of the topics and subtopics:

- **Nucleic Acids:** amplification, disease genetics overview, DNA structure, evolution, general genetics, nucleic acid processes, oligonucleotides, RNA structure, RNA replication and transcription.
- **Structure Determination Technologies Applicable to Biomolecules:** chromatography, labeling, large structures, mapping, mass spectrometry, microscopy, magnetic resonance, sequencing, spectroscopy, X-ray diffraction.
- **Biochemistry:** carbohydrates, chirality, energetics, enzymes, biochemical genetics, inorganics, lipids, mechanisms, metabolism, neurology, vitamins.

- *Proteins, Peptides, and Amino Acids*: analysis, enzymes, folding, mechanisms, modeling, peptides, structural genomics (proteomics), structure, types.
- *Biomolecular Interactions*: cell properties, charge transfer, immunology, recognition, senses.
- *Cell Biology*: developmental cell biology, diseases, dynamics, fertilization, immunology, organelles and structures, senses, structural biology, techniques.
- *Molecular Cell Biology of Specific Organisms*: algae, amoeba, birds, fish, insects, mammals, microbes, nematodes, parasites, plants, viruses, yeasts.
- *Molecular Cell Biology of Specific Organs or Systems*: excretory, lymphatic, muscular, nervous, reproductive, skin.
- *Molecular Cell Biology of Specific Diseases*: cancer, circulatory, endocrinal, environmental stress, immune, infectious, neurological, radiational.
- *Pharmacology*: chemistry, disease therapy, gene therapy, general molecular medicine, synthesis, toxicology.
- *Biotechnology*: applications, diagnostics, gene-altered animals, bacteria and fungi, laboratory techniques, legal, materials, process engineering, nanotechnology, production of classes or specific molecules, sensors, vaccine production.

We then selected some 400 article titles and author or author teams to cover the above topics. Each article is designed as a self-contained treatment which begins with a keyword section including definitions, to assist the scientist or student who is unfamiliar with the specific subject area. The Encyclopedia includes more than 3000 key words, each defined within the context of the particular scientific field covered by the article. In addition to these definitions, the glossary of basic terms found at the back of each volume, defines the most commonly used terms in molecular cell biology. These definitions, along with the reference materials (the genetic code, the common amino acids, and the structures of the deoxyribonucleotides) printed at the back of each volume, should allow most readers to understand articles in the Encyclopedia without referring to a dictionary, textbook, or other reference work. There is, of course, a detailed subject index in Volume 16 as well as a cumulative table of contents and list of authors, as well as a list of scientists who assisted in the development of this Encyclopedia.

Each article begins with a concise definition of the subject and its importance, followed by the body of the article and extensive references for further reading. The references are divided into secondary references (books and review articles) and primary research papers. Each subject is presented on a first-principle basis, including detailed figures, tables and drawings. Because of the self-contained nature of each article, some articles on related topics overlap. Extensive cross-referencing is provided to help the reader expand his or her range of inquiry.

The articles contained in the Encyclopedia include core articles, which summarize broad areas, directing the reader to satellite articles that present additional detail and depth for each subject. The core article Brain Development is a typical example. This 45-page article spans neural induction, early patterning, differentiation, and wiring at a molecular through to cellular and tissue level. It is directly supported, and cross-referenced, by a number of molecular neurobiology satellite articles, for example, Behavior Genes, and further supported by other core presentations, for example,

Developmental Cell Biology; Genetics, Molecular Basis of, and their satellite articles. Another example is the core article on Genetic Variation and Molecular Evolution by Werner Arber. It is supported by a number of satellite articles supporting the evolutionary relatedness of genetic information, for example, Genetic Analysis of Populations.

Approximately 250 article titles from the first edition are retained, but rewritten, half by new authors and half by returning authors. Approximately 80 articles on cell biology and 70 molecular biology articles have been added covering areas that have become prominent since preparation of the first edition. Thus, we have compiled a totally updated single source treatment of the molecular and cellular basis of life.


Finally, I wish to thank the following Wiley-VCH staff for their outstanding support of this project: Andreas Sendtko, who provided project and personnel supervision from the earliest phases, and Prisca-Maryla Henheik and Renate Dötzer, who served as the managing editors.

July 2005

**Robert A. Meyers**  
Editor-in-Chief



## Editor-in-Chief



**Robert A. Meyers**

Dr. Meyers earned his Ph.D. in organic chemistry from the University of California Los Angeles, was a post-doctoral fellow at California Institute of Technology and manager of chemical processes for TRW Inc. He has published in *Science*, written or edited 12 scientific books and his research has been reviewed in the *New York Times* and the *Wall Street Journal*. He is one of the most prolific science editors in the world having originated, organized and served as Editor-in-Chief of three editions of the *Encyclopedia of Physical Science and Technology*, the *Encyclopedia of Analytical Chemistry* and two editions of the present *Encyclopedia of Molecular Cell Biology and Molecular Medicine*.

## Editorial Board



**Werner Arber**

Biozentrum, University of Basel, Switzerland


*Nobel Prize in Physiology/Medicine for the discovery of restriction enzymes and their application to problems of molecular genetics*



**David Baltimore**

California Institute of Technology, Pasadena, USA

*Nobel Prize in Physiology/Medicine for the discoveries concerning the interaction between tumor viruses and the genetic material of the cell*



**Günter Blobel**

The Rockefeller University, New York, USA


*Nobel Prize in Physiology/Medicine for the discovery that proteins have intrinsic signals that govern their transport and localization in the cell*



**Martin Evans**

Cardiff University, United Kingdom


*Lasker Award for the development of a powerful technology for manipulating the mouse genome, which allows the creation of animal models of human disease*



**Paul Greengard**

The Rockefeller University, New York, USA

*Nobel Prize in Physiology/Medicine for the discoveries concerning signal transduction in the nervous system*



**Avram Hershko**

Technion – Israel Institute of Technology, Haifa, Israel

*Nobel Prize in Chemistry for the discovery of ubiquitin-mediated protein degradation*



**Robert Huber**

Max Planck Institute of Biochemistry, Martinsried, Germany


*Nobel Prize in Chemistry for the determination of the three-dimensional structure of a photosynthetic reaction centre*



**Aaron Klug**

MRC Laboratory of Molecular Biology Cambridge, United Kingdom

*Nobel Prize in Chemistry for the development of crystallographic electron microscopy and his structural elucidation of biologically important nucleic acid-protein complexes*



**Stanley B. Prusiner**

University of California, San Francisco, USA

*Nobel Prize in Physiology/Medicine for the discovery of Prions – a new biological principle of infection*



**Bengt Samuelsson**

Karolinska Institute, Stockholm, Sweden

*Nobel Prize in Physiology/Medicine for the discoveries concerning prostaglandins and related biologically active substances*



**Phillip A. Sharp**

Massachusetts Institute of Technology, Cambridge, USA  
*Nobel Prize in Physiology/Medicine for the discoveries of split genes*



**Alexander Varshavsky**

California Institute of Technology, Pasadena, USA  
*Lasker Award for the discovery and the recognition of the significance of the ubiquitin system of regulated protein degradation*



**Akiyoshi Wada**

RIKEN Yokohama Institute, Japan  
*Director of the RIKEN Genomic Science Center*



**Shigeyuki Yokoyama**

RIKEN Yokohama Institute, Japan  
*Head of the RIKEN Structural Genomics Initiative*



**Rolf M. Zinkernagel**

University Hospital Zurich, Switzerland  
*Nobel Prize in Physiology/Medicine for the discoveries concerning the specificity of the cell mediated immune defence*

## Contents

<b>Preface</b>	<i>v</i>
<b>Editor-in-Chief</b>	<i>ix</i>
<b>Editorial Board</b>	<i>xi</i>
<b>Cumulative List of Articles</b>	<i>1</i>
<b>Cumulative List of Contributors</b>	<i>33</i>
<b>Acknowledgements, Cumulative List of Reviewers</b>	<i>75</i>
<b>Cumulative Subject Index Volume 1 to Volume 15</b>	<i>83</i>
<b>Glossary of Basic Terms</b>	<i>299</i>
<b>The Twenty Amino Acids that are Combined to Form Proteins in Living Things</b>	<i>307</i>
<b>The Twenty Amino Acids with Abbreviations and Messenger RNA Code Designations</b>	<i>311</i>
<b>Complementary Strands of DNA with Base Pairing</b>	<i>313</i>

## Cumulative List of Articles

### **Volume 1**

**Preface** v

**Editor-in-Chief** ix

**Editorial Board** xi

**Contents** xv

**List of Contributors** xvii

**Color Plates** xxi

**Adipocytes** 1

*Todd Leff, James G. Granneman*

**Aggregation, Protein** 23

*Jeannine M. Yon*

**Aging and Sex, DNA Repair in** 53

*Carol Bernstein, Harris Bernstein*

**AIDS/HIV, Molecular and Cell Biology** 99

*Andrew M. L. Lever*

**Alternatively Spliced Genes** 125

*Jane Y. Wu, Liya Yuan, Necat Havlioglu*

**Alzheimer's Disease** 179

*Jun Wang, Silva Hecimovic, Alison Goate*

*Encyclopedia of Molecular Cell Biology and Molecular Medicine, 2nd Edition. Index*

Edited by Robert A. Meyers.

Copyright © 2005 Wiley-VCH Verlag GmbH & Co. KGaA, Weinheim

ISBN: 3-527-30653-6

**Animal Biotechnology and Modeling** 209

*Carl A. Pinkert, Michael H. Irwin, Robert L. Howell*

**Annexins** 241

*Carl E. Creutz*

**Anthology of Human Repetitive DNA** 251

*Vladimir V. Kapitonov, Adam Pavlicek, Jerzy Jurka*

**Anthrax (*Bacillus anthracis*), Molecular Biology of** 307

*Kathryn B. Garber*

**Antibody Molecules, Genetic Engineering of** 329

*Manuel L. Penichet, Sherie L. Morrison*

**Antigen Presenting Cells (APCs)** 353

*Harald Kropshofer, Anne B. Vogt*

**Antisense Oligonucleotides as Potential Drugs** 403

*Joachim W. Engels, Fritz Eckstein*

**Antitumor Agents: Taxol and Taxanes – Production by Yew Cell Culture** 415

*Arthur G. Fett-Neto, Hideki Aoyagi, Hideo Tanaka, Frank DiCosmo*

**Antitumor Steroids** 439

*Guy Leclercq*

**Autoantibodies and Autoimmunity** 459

*Kenneth Michael Pollard*

**Autoimmunity in Scleroderma** 481

*Yoshinao Muro, Kenji Sugimoto*

**Bacterial Cell Culture Methods** 503

*Andrew S. Ball*

**Bacterial Growth and Division** 525

*Stephen Cooper*

**Bacterial Pathogenesis, Molecular Basis of** 553

*Melanie Filiatrault, Luciano Passador*

**Bacteriorhodopsin, Molecular Biology of** 575

*Janos K. Lanyi*

**Behavior Genes** 585*Tanya Button, Peter McGuffin***Biogenesis, Structure and Function of Lysosomes** 617*James Fred Dice***Bioinorganic Chemistry** 635*R. Bruce Martin***Biological Regulation by Protein Phosphorylation** 659*Clay W. Scott, Ratan V. Bhat, Gaochao Tian***Glossary of Basic Terms** 675**The Twenty Amino Acids that are Combined to Form Proteins in Living Things** 683**The Twenty Amino Acids with Abbreviations and Messenger RNA Code Designations**  
687**Complementary Strands of DNA with Base Pairing** 689**Volume 2****Preface** v**Editor-in-Chief** ix**Editorial Board** xi**Contents** xv**List of Contributors** xvii**Color Plates** xxi**Bioorganic Chemistry** 1*Simon H. Friedman***Bioprocess Engineering** 35*Kimberly L. Ogden***Biotransformations of Drugs and Chemicals** 51*Paul R. Ortiz de Montellano*



- Body Expression Map of Human Genome** 75  
*Shinichi Morishita, Asao Fujiyama*
- Brain Development** 87  
*Takayoshi Inoue*
- Calcium Biochemistry** 133  
*Joachim Krebs*
- Cancer Chemotherapy, Theoretical Foundations of** 171  
*Nicholas B. La Thangue*
- Cancer of the Prostate: Molecular Genetics** 191  
*Rajvir Dahiya*
- Cancer Stem Cells** 221  
*Michael F. Clarke, Andrew T. Hass*
- Carbohydrate Analysis** 243  
*Martin F. Chaplin*
- Carbohydrate Antigens** 277  
*Denong Wang*
- Cell Growth in Microgravity** 303  
*Alamelu Sundaresan, Diana Risin, Neal R. Pellis*
- Cell Junctions, Structure, Function, and Regulation** 323  
*Susan E. LaFlamme, Peter A. Vincent*
- Cell Nucleus Biogenesis, Structure and Function** 377  
*Dean A. Jackson*
- Cell Signaling During Primitive Hematopoiesis** 429  
*Devorah C. Goldman, Jan L. Christian*
- Cell-free Translation Systems** 451  
*Takuya Ueda, Akio Inoue, Yoshihiro Shimizu*
- Cellular Interactions** 463  
*Brian A. Koeneman, David G. Capco*
- Chaperones, Molecular** 487  
*Peter Lund*