

Basic Principles of Membrane Technology

second edition

Marcel Mulder



Kluwer Academic Publishers

Basic Principles of Membrane Technology

by

Marcel Mulder

*Center for Membrane Science and Technology,
University of Twente,
Enschede, The Netherlands*



KLUWER ACADEMIC PUBLISHERS

DORDRECHT / BOSTON / LONDON

A C.I.P. Catalogue record for this book is available from the Library of Congress

ISBN 0-7923-4247-X (HB)

ISBN 0-7923-4248-8 (PB)

Published by Kluwer Academic Publishers,
P.O. Box 17, 3300 AA Dordrecht, The Netherlands.

Kluwer Academic Publishers incorporates
the publishing programmes of
D. Reidel, Martinus Nijhoff, Dr W. Junk and MTP Press.

Sold and distributed in the U.S.A. and Canada
by Kluwer Academic Publishers,
101 Philip Drive, Norwell, MA 02061, U.S.A.

In all other countries, sold and distributed
by Kluwer Academic Publishers Group,
P.O. Box 322, 3300 AH Dordrecht, The Netherlands.

Printed on acid-free paper

All Rights Reserved

© 1996 Kluwer Academic Publishers

No part of the material protected by this copyright notice may be reproduced or
utilized in any form or by any means, electronic or mechanical,
including photocopying, recording or by any information storage and
retrieval system, without written permission from the copyright owner.

Printed in the Netherlands

Preface

Membranes play a central role in our daily life, or as indicated by one of my foreign colleagues, Richard Bowen, 'If you are tired of membranes, you are tired of life'. Biological membranes are hardly used in industrial applications, but separations with synthetic membranes have become increasingly important. Today, membrane processes are used in a wide range of applications and their numbers will certainly increase. Therefore, there is a need for well educated and qualified engineers, chemists, scientists and technicians who have been taught the basic principles of membrane technology. However, despite the growing importance of membrane processes, there are only a few universities that include membrane technology in their regular curricula. One of the reasons for this may be the lack of a comprehensive textbook. For me, this was one of the driving forces for writing a textbook on the basic principles of membrane technology which provides a broad view on the various aspects of membrane technology. I realise that membrane technology covers a broad field but nevertheless I have tried to describe the basic principles of the various disciplines. Although the book was written with the student in mind it can also serve as a first introduction for engineers, chemists, and technicians in all kind of industries who wish to learn the basics of membrane technology.

The book is divided into eight chapters, each covering a basic topic:

Chapter 1 is an introduction to the field and gives some definitions and the historical development. Chapter 2 is a survey of polymers used as membrane material and describes the factors that determine the material properties. Chapter 3 gives an overview of various preparation techniques. Most of the commercial available membranes are prepared by phase-inversion and this technique will be described in detail. Chapter 4 describes all kind of characterisation techniques, both for porous membranes as well as for nonporous membranes. Transport across a membrane occurs when a driving force is applied. Different types of driving forces can be applied and are described in chapter 5. Also membrane transport is described in this chapter. Chapter 6 gives a survey of various technical membrane processes. These processes are classified according to their driving forces. Concentration polarisation is a phenomenon which is inherently related to membrane separation. Description of this phenomenon and of fouling are given in chapter 7. Finally, in chapter 8 the basic aspects of module and process design are described. At the end of this chapter some process calculations are given.

Let me conclude by acknowledging the many who helped me writing this book. I am pleased to say that they are all (former) members of our membrane research group at the University of Twente. My first experience with membrane technology was in 1974 when I entered this university. Membrane research had just started at that time initiated by the promising expectations from the activities of the Office of Saline Water in the USA. Since then, the research activities have grown and at this moment membrane technology is one of the main research topics in our faculty, with more than 70 researchers being active in various fields.

In 1980, we started a graduate course on membrane technology for chemical engineering students. Since then, the course has been extended and improved. All my colleagues who contributed to the course also contributed directly or indirectly to helping me write this book. I am specially indebted to Kees Smolders, the driving force behind membrane research at our

University, who is always very dynamic, enthusiastic and stimulating. Other colleagues of the beginning period were Frank Altena and Maarten van der Waal. Since then a number of people have been involved in the membrane course: Hans Wijmans, Hans van den Berg, Hans Wesselingh, Matthias Wessling, Heiner Strathmann, Thonie van den Boomgaard, and Gert van den Berg. I would like to thank all these colleagues who added substantially to this book. Furthermore, I wish to thank Zandrie Borneman who made a number of the scanning electron micrographs and Ingo Blume, who has critically read the manuscript and suggested corrections. Errors that remain are my fault. It was also Ingo Blume who designed the cover and Willem Puper who drew the Maxwell demon. Especially, I wish to acknowledge my wife Jos for her patience and understanding during the many hours in the evenings when I was writing the book. Finally, I wish to express my warm feelings to my sons Ivo and Joris for just being there.

Marcel Mulder, April 1991

Preface to second edition

Membrane technology is increasingly expanding and the number of people dealing with membranes is growing rapidly. Most applications refer to concentration, purification and fractionation. However, in the last decade much research has been devoted to membrane reactors (and membrane bioreactors), the combination of a chemical reaction with a membrane separation process to shift the equilibrium or to provide in a better way the reactants that a higher productivity is obtained. New materials and membranes are required in which catalytic activity has been incorporated but there is still a long way to go. Some aspects of membrane reactors are described in chapter VI. Also membrane contactors, in which the membrane acts as an interphase, are described now, at least some basic principles. The major difference with the first edition is the incorporation of problems. It was said in one of the book reviews, 'problems should be a part of a (any) textbook' and I agree with that.

I want to thank all the people from all places around the world for their comments, considerations and positive reactions. This makes it worth to put so many hours in writing and up-dating the book and it helped me to finalize the second edition.

Marcel Mulder, May 1996

CONTENTS

I Introduction

I . 1	Separation processes	1
I . 2	Introduction to membrane processes	7
I . 3	History	9
I . 4	Definition of a membrane	12
I . 5	Membrane processes	14
I . 6	Solved problems	18
I . 7	Unsolved problems	19
I . 8	Literature	20

II Materials and material properties

II . 1	Introduction	22
II . 2	Polymers	22
II . 3	Stereoisomerism	24
II . 4	Chain flexibility	26
II . 5	Molecular weight	27
II . 6	Chain interactions	29
II . 7	State of the polymer	31
II . 8	Effect of polymeric structure on T _g	33
II . 9	Glass transition temperature depression	40
II . 10	Thermal and chemical stability	41
II . 11	Mechanical properties	44
II . 12	Elastomers	45
II . 13	Thermoplastic elastomers	47
II . 14	Polyelectrolytes	47
II . 15	Polymer blends	49
II . 16	Membrane polymers	51
	II . 16.1 Porous membranes	52
	II . 16.2 Nonporous membranes	59
II . 17	Inorganic membranes	60
	II . 17.1 Thermal stability	60
	II . 17.2 Chemical stability	61
	II . 17.3 Mechanical stability	61
II . 18	Biological membranes	62
	II . 15.1 Synthetic biological membranes	66
II . 19	Solved problems	67
II . 20	Unsolved problems	67
II . 21	Literature	69

III Preparation of synthetic membranes

III . 1	Introduction	71
III . 2	Preparation of synthetic membranes	72
III . 3	Phase inversion membranes	75
III . 3.1	Preparation by evaporation	76
III . 3.2	Precipitation from the vapour phase	76
III . 3.3	Precipitation by controlled evaporation	76
III . 3.4	Thermal precipitation	76
III . 3.5	Immersion precipitation	77
III . 4	Preparation techniques for immersion precipitation	77
III . 4.1	Flat membranes	77
III . 4.2	Tubular membranes	78
III . 5	Preparation techniques for composite membranes	81
III . 5.1	Interfacial polymerisation	82
III . 5.2	Dip-coating	83
III . 5.3	Plasma polymerisation	86
III . 5.4	Modification of homogeneous dense membranes	87
III . 6	Phase separation in polymer systems	89
III . 6.1	Introduction	89
III . 6.1.1	Thermodynamics	89
III . 6.2	Demixing processes	99
III . 6.2.1	Binary mixtures	99
III . 6.2.2	Ternary systems	102
III . 6.3	Crystallisation	104
III . 6.4	Gelation	106
III . 6.5	Vitrification	108
III . 6.6	Thermal precipitation	109
III . 6.7	Immersion precipitation	110
III . 6.8	Diffusional aspects	114
III . 6.9	Mechanism of membrane formation	117
III . 7	Influence of various parameters on membrane morphology	123
III . 7.1	Choice of solvent-nonsolvent system	123
III . 7.2	Choice of the polymer	129
III . 7.3	Polymer concentration	130
III . 7.4	Composition of the coagulation bath	132
III . 7.5	Composition of the casting solution	133
III . 7.6	Preparation of porous membranes - summary	134
III . 7.7	Formation of integrally skinned membranes	135
III . 7.7.1	Dry-wet phase separation process	136
III . 7.7.2	Wet-phase separation process	137
III . 7.8	Formation of macrovoids	138
III . 8	Inorganic membranes	141
III . 8.1	The sol-gel process	141
III . 8.2	Membrane modification	144
III . 8.3	Zeolite membranes	144
III . 8.4	Glass membranes	146
III . 8.5	Dense membranes	147
III . 9	Solved problems	147

III . 10	Unsolved problems	147
III . 11	Literature	154

IV Characterisation of membranes

IV . 1	Introduction	157
IV . 2	Membrane characterisation	158
IV . 3	Characterisation of porous membranes	160
IV . 3.1	Microfiltration	162
IV . 3.1.1	Electron microscopy	162
IV . 3.1.2	Atomic force microscopy	164
IV . 3.1.3	Bubble-point method	165
IV . 3.1.4	Bubble-point with gas permeation	167
IV . 3.1.5	Mercury intrusion method	168
IV . 3.1.6	Permeability method	169
IV . 3.2	Ultrafiltration	172
IV . 3.2.1.	Gas adsorption-desorption	173
IV . 3.2.2	Thermoporometry	176
IV . 3.2.3	Permporometry	179
IV . 3.2.4	Liquid displacement	181
IV . 3.2.5	Solute rejection measurements	183
IV . 4	Characterisation of ionic membranes	188
IV . 4.1	Electrokinetic phenomena	189
IV . 4.2	Electro-osmosis	192
IV . 5	Characterisation of nonporous membranes	192
IV . 5.1	Permeability methods	194
IV . 5.2	Physical methods	195
IV . 5.2.1	DCS/DTA methods	195
IV . 5.2.2	Density measurements	197
IV . 5.2.2.1	Density gradient column	197
IV . 5.2.2.2	Density determination by the Archimedes principle	198
IV . 5.2.3	Wide-angle X-ray diffraction (WAXD)	198
IV . 5.3	Plasma etching	199
IV . 5.4	Surface analysis methods	201
IV . 6	Solved problems	204
IV . 7	Unsolved problems	204
IV . 8	Literature	208

V Transport in membranes

V . 1	Introduction	210
V . 2	Driving forces	212
V . 3	Nonequilibrium thermodynamics	214
V . 4	Transport through porous membranes	224
V . 4.1	Transport of gases through porous membranes	225
V . 4.1.1	Knudsen flow	226
V . 4.2	Friction model	228

V . 5	Transport through nonporous membranes	232
V . 5.1	Transport in ideal systems	239
V . 5.1.1	Determination of the diffusion coefficient	243
V . 5.1.2	Determination of the solubility coefficient	244
V . 5.1.3	Effect of temperature on the permeability coefficient	246
V . 5.2	Interactive systems	248
V . 5.2.1	Free volume theory	251
V . 5.2.2	Clustering	254
V . 5.2.3	Solubility of liquid mixtures	255
V . 5.2.4	Transport of single liquids	257
V . 5.2.5	Transport of liquid mixtures	258
V . 5.3	Effect of crystallinity	259
V . 6	Transport through membranes. A unified approach	260
V . 6.1	Reverse osmosis	264
V . 6.2	Dialysis	266
V . 6.3	Gas permeation	266
V . 6.4	Pervaporation	267
V . 7	Transport in ion-exchange membranes	267
V . 8	Solved problems	271
V . 9	Unsolved problems	272
V . 8	Literature	278

VI Membrane processes

VI . 1	Introduction	280
VI . 2	Osmosis	282
VI . 3	Pressure driven membrane processes	284
VI . 3.1	Introduction	284
VI . 3.2	Microfiltration	286
VI . 3.2.1	Membranes for microfiltration	288
VI . 3.2.2	Industrial applications	292
VI . 3.2.3	Summary of microfiltration	292
VI . 3.3	Ultrafiltration	293
VI . 3.3.1	Membranes for ultrafiltration	294
VI . 3.3.2	Applications	295
VI . 3.3.3	Summary of ultrafiltration	296
VI . 3.4	Reverse osmosis and nanofiltration	297
VI . 3.4.1	Membranes for reverse osmosis and nanofiltration	299
VI . 3.4.2	Applications	301
VI . 3.4.3	Summary of nanofiltration	302
VI . 3.4.3	Summary of reverse osmosis	303
VI . 3.5	Pressure retarded osmosis	303
VI . 3.5.1	Summary of pressure retarded osmosis	305
VI . 3.6	Piezodialysis	305
VI . 3.6.1	Summary of piezodialysis	306
VI . 4	Concentration as driving force	307
VI . 4.1	Introduction	307
VI . 4.2	Gas separation	308

VI . 4.2	Gas separation	308
VI . 4.2.1	Gas separation in porous membranes	308
VI . 4.2.2	Gas separation in nonporous membranes	309
VI . 4.2.3	Aspects of separation	311
VI . 4.2.4	Joule - Thomson effect	317
VI . 4.2.5	Membranes for gas separation	319
VI . 4.2.6	Applications	323
VI . 4.2.7	Summary of gas separation	324
VI . 4.3	Pervaporation	325
VI . 4.3.1	Aspects of separation	327
VI . 4.3.2	Membranes for pervaporation	333
VI . 4.3.3	Applications	336
VI . 4.3.4	Summary of pervaporation	339
VI . 4.4	Carrier mediated transport	339
VI . 4.4.1	Liquid membranes	340
VI . 4.4.2	Aspects of separation	347
VI . 4.4.3	Liquid membrane development	352
VI . 4.4.4	Choice of the organic solvent	353
VI . 4.4.5	Choice of the carrier	355
VI . 4.4.6	Applications	357
VI . 4.4.7	Summary of carrier mediated transport	357
VI . 4.5	Dialysis	358
VI . 4.5.1	Transport	359
VI . 4.5.2	Membranes	360
VI . 4.5.3	Applications	360
VI . 4.5.4	Summary of dialysis	361
VI . 4.6	Diffusion dialysis	361
VI . 4.6.1	Applications	363
VI . 4.6.2	Summary of diffusion dialysis	364
VI . 5	Thermally driven membrane processes	364
VI . 5.1	Introduction	364
VI . 5.2	Membrane distillation	365
VI . 5.2.1	Process parameters	367
VI . 5.2.2	Membranes	370
VI . 5.2.3	Applications	370
VI . 5.2.4	Summary of membrane distillation	373
VI . 6	Membrane contactors	373
VI . 6.1	Gas-liquid contactor	375
VI . 6.1.1	Introduction	375
VI . 6.2	Liquid-liquid contactors	377
VI . 6.2.1	Introduction	377
VI . 6.3	Nonporous membrane contactors	378
VI . 6.4	Summary of membrane contactors	379
VI . 6.5	Thermo-osmosis	380
VI . 7	Electrically driven membrane processes	
VI . 7.1	Introduction	380
VI . 7.2	Electrodialysis	380
VI . 7.2.1	Process parameters	382
VI . 7.2.2	Membranes for electrodialysis	385

VI . 7.2.3	Applications	387
VI . 7.2.3.1	Separation of amino acids	387
VI . 7.2.4	Summary of electrodialysis	388
VI . 7.3	Membrane electrolysis	388
VI . 7.3.1	The 'chlor-alkali' process	389
VI . 7.3.2	Bipolar membranes	390
VI . 7.4	Fuel cells	391
VI . 7.5	Electrolytic regeneration of mixed-bed ion-exchange resin	393
VI . 8	Membrane reactors and membrane bioreactors	394
VI . 8.1	Membrane reactors	395
VI . 8.2	Non-selective membrane reactor	396
VI . 8.3	Membrane reactor in liquid phase reactions	398
VI . 8.4	Membrane bioreactors	400
VI . 9	Solved problems	400
VI . 10	Unsolved problems	402
VI . 11	Literature	412

VII Polarisation phenomena and fouling

VII . 1	Introduction	416
VII . 2	Concentration polarisation	418
VII . 2.1	Concentration profiles	423
VII . 3	Turbulence promoters	424
VII . 4	Pressure drop	426
VII . 5	Characteristic flux behaviour in pressure driven membrane operations	427
VII . 6	Gel layer model	429
VII . 7	Osmotic pressure model	431
VII . 8	Boundary layer resistance model	436
VII . 9	Concentration polarisation in diffusive membrane separations	440
VII . 10	Concentration polarisation in electrodialysis	442
VII . 11	Temperature polarisation	444
VII . 12	Membrane fouling	447
VII.12.1	Fouling tests in reverse osmosis	451
VII . 13	Methods to reduce fouling	453
VII . 14	Compaction	456
VII . 15	Solved problems	456
VII . 16	Unsolved problems	457
VII . 17	Literature	463

VIII Module and process design

VIII . 1	Introduction	465
VIII . 2	Plate-and-frame model	466
VIII . 3	Spiral wound module	468
VIII . 4	Tubular module	469
VIII . 5	Capillary module	470
VIII . 6	Hollow fiber module	472

VIII . 7	Comparison of the module configurations	473
VIII . 8	System design	474
VIII . 9	Cross-flow operations	475
VIII . 10	Hybrid dead-end/cross flow system	478
VIII . 11	Cascade operations	479
VIII . 12	Some examples of system design	480
	VIII . 12.1 Ultrapure water	481
	VIII . 12.2 Recovery of organic vapours	482
	VIII . 12.3 Desalination of seawater	483
	VIII . 12.4 Dehydration of ethanol	484
	VIII . 12.5 Economics	485
VIII . 13	Process parameters	486
VIII . 14	Reverse osmosis	487
VIII . 15	Diafiltration	491
VIII . 16	Gas separation and vapour permeation	493
	VIII . 16.1 Gas separation under complete mixing conditions	494
	VIII . 16.2 Gas separation under cross-flow conditions	496
VIII . 17	Pervaporation	498
	VIII . 17.1 Complete mixing in pervaporation	498
	VIII . 17.2 Cross-flow in pervaporation	500
VIII . 18	Pervaporation	501
VIII . 19	Dialysis	503
VIII . 20	Energy requirements	505
	VIII . 20.1 Pressure driven processes	506
	VIII . 20.2 Partial pressure driven processes	507
	VIII . 20.3 Concentration driven processes	508
VIII . 21	Solved problems	509
VIII . 22	Unsolved problems	511
VIII . 23	Literature	519
Appendix 1		522
Appendix 2		523
Answers to exercises: solved problems		525
Answers to exercises: unsolved problems		547
List of symbols		553
Index		557

I

INTRODUCTION

I.1. Separation processes

In 1861, at about the time that Graham reported his first dialysis experiments using synthetic membranes [1], Maxwell created the 'sorting demon', "a being whose faculties are so sharpened that he can follow every molecule in its course and would be able to what is at present impossible to us" [2]. In other words, the demon is able to discriminate between molecules. Suppose that a vessel is divided into two parts A and B by a division in which there is a small hole and that Maxwell's demon sits at the hole which he can open and close at will (see figure I - 1).

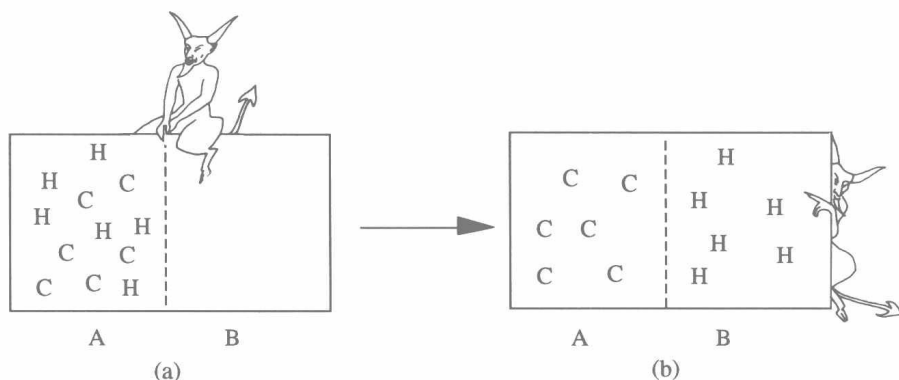


Figure I - 1. The 'sorting demon' has ensured that a random situation (a) has been transformed into an ordered one (b).

Part A is filled with a gas consisting of hot (H) and cold (C) molecules (i.e. H and C differ in average speed) and the demon allows only the hot molecules (H) to pass. After he has been doing this for a while, the hot (H) and cold (C) molecules will be separated completely (figure 1b). Hence, starting from a random situation, an ordered one is attained which is against the second law of thermodynamics. This law states that a system tends to maximise its entropy, i.e. when left alone, the system tries to reach a situation of maximum disorder. Suppose now we have a membrane that separates the two parts of the vessel, with part A being filled with an isomeric mixture. Now, instead of employing a demon, we exert a driving force on both isomers. The membrane may discriminate between the two types of molecules because of differences in size, shape or chemical structure, and again separation will be achieved, but only to a limited extent: the membrane will never do the job as well as the demon, i.e. the membrane will not be able to separate the mixture completely. Of

course, these two examples are not quite comparable, irrespective of the fact that such a demon does not exist, for in the case of the membrane we put energy (work or heat) into the system while the demon is assumed to do the job without the expenditure of work.

The separation of substances which mix spontaneously can be accomplished either via a demon or some device which consumes energy supplied in the form of heat or mechanical work. The basic principle of any separation process is that a certain amount of energy is required to accomplish the separation. Hence, two substances A and B will mix spontaneously when the free enthalpy of the product (the mixture) is smaller than the sum of the free enthalpies of the pure substances. The minimum amount of energy (W_{\min}), necessary to accomplish complete separation is at least equal to or larger than the free enthalpy of mixing.

$$W_{\min} \geq \Delta G_m = \Delta H_m - T\Delta S_m \quad (\text{I} - 1)$$

In practice, the energy requirement for separation will be many times greater than this minimum value W_{\min} . Different types of separation processes exist and each requires a different amount of energy. Thus, the production of fresh water from the sea, which is a very practical problem, can be performed by several commercially available separation processes:

- i) distillation: heat is supplied to the solution in such a way that water distils off;
- ii) freezing: the solution is cooled and pure ice is obtained;
- iii) reverse osmosis : the solution is pressurised allowing water molecules to pass through the membrane while salt molecules are retained;
- iv) electrodialysis: an electric field is applied to a salt solution between a number of charged membranes, and ions are forced into certain compartments leaving water molecules in other compartments; and
- v) membrane distillation: heat is supplied to a salt solution causing the transport of water vapour through non-wetted the membrane.

The minimum amount of energy necessary for the desalination of sea water can be obtained by simple thermodynamic calculations. When 1 mol of solvent (in this case water) passes through the membrane, the minimum work done when the process is carried out reversibly is:

$$W_{\min} = \pi \cdot V_w = 25 \cdot 10^5 \text{ (N m}^{-2}\text{)} \cdot 18 \cdot 10^{-6} \text{ (m}^3 \text{ mol}^{-1}\text{)} = 45 \text{ J mol}^{-1} = 2.5 \text{ MJ m}^{-3}$$

where π is the osmotic pressure of seawater (≈ 25 bar) and V_w is the molar volume of water (0.018 l mol^{-1}). However, separation processes consume more energy than this minimum amount, with reverse osmosis having the lowest energy consumption of those mentioned above. Also the mechanisms necessary to achieve separation are quite different among these processes, with distillation and membrane distillation being based on differences in (partial) vapour pressure, the freezing or crystallisation process on differences in freezing tendencies, reverse osmosis on differences in solubility and on the diffusivity of water and

salt in the membrane and electro dialysis on ion transport in charge selective ion-exchange membranes. Freezing and distillation involve a phase transition, which means that a heat of vaporisation has to be supplied. Membrane processes such as reverse osmosis and electro dialysis occur without a phase transition, and involve a lower energy consumption. Membrane distillation, which is also a membrane process, involves no net phase transition although two transitions, vaporisation (on the feed side) and condensation (on the permeate side) occur in fact.

Desalination of (sea)water is an illustrative example of a separation problem for which competitive separation processes, based on different separation principles and consuming different amounts of energy, can be used.

A classification of some separation processes in terms of the physical or chemical properties of the components to be separated is given in table I.1. This table is far from complete and a more detailed description of separation processes can be found in a number of excellent textbooks (see e.g.[3]).

Table I.1 Separation processes based on physical/chemical properties

physical/chemical property	separation process
size	filtration, microfiltration, ultrafiltration, dialysis, gas separation, gel permeation chromatography
vapour pressure	distillation, membrane distillation
freezing point	crystallisation
affinity	extraction, adsorption, absorption, reverse osmosis, gas separation, pervaporation, affinity chromatography
charge	ion exchange, electro dialysis, electrophoresis, diffusion dialysis
density	centrifugation
chemical nature	complexation, carrier mediated transport

It can be seen from table I.1 that differences in the size, vapour pressure, affinity, charge or chemical nature of molecules facilitate membrane separation. The number of possible separation principles, some of which are used in combination, distinguish this technique from other separation processes and also provide an indication of the number of situations in which membrane processes can be applied. It should be noted that competitive separation processes are not necessarily based on the same separation mechanism. This has already been demonstrated in the example given above on water desalination. However, this example did not indicate which of the separation processes mentioned is to be preferred.

How can a separation process be selected to solve a given problem? Since several factors influence the choice of the separation process but are not generally applicable specific criteria often have to be met. However, two general criteria apply to all separation

- processes:
- i) the separation must be feasible technically; and
 - ii) the separation must be feasible economically.

The first criterion is not surprising since the separation process must be capable of accomplishing the desired separation and achieve a quality product. Sometimes a combination of two or more separation processes is necessary to attain these requirements. However, economical feasibility depends strongly on the value of the products isolated. This is often related to the concentration of the raw material. A decreasing concentration generally leads to an enhanced price for the pure product, as expressed by a so-called 'Sherwood-plot' [4,5].

Costs can be reduced by improving the technique employed for separation. In this respect, the high-value products of biotechnology are interesting since these bioproducts must be recovered from very dilute aqueous solutions. However, other factors also determine the price besides the degree of dilution. The bioproducts are usually very fragile and hence require specific separation conditions. Furthermore, the medium from which the bioproduct are isolated usually contains a large number of low and high molecular weight materials as well as many with similar properties. To obtain high-value products the energy costs must constitute only a small fraction of the product value, whereas with low-value products the energy costs may contribute appreciably to the overall price.

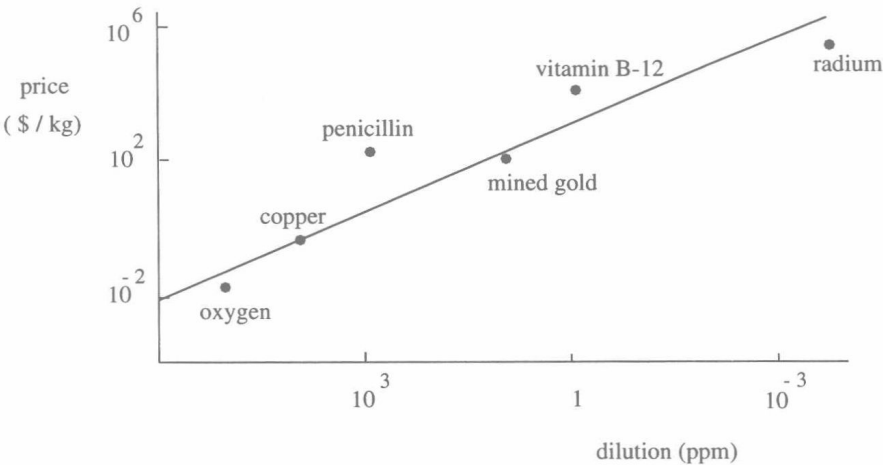


Figure I - 2. Sale price as related to the degree of dilution (expressed in parts per million) of the raw material [4,5].

Other factors can be mentioned that determine the price of low-value products. Water is a very cheap product but its price changes from location to location. Hence, potable water is a cheap product in the western world whilst energy is relative expensive. However,

in the Middle East water is much more expensive whilst energy is cheap. This implies that, because of geographic differences, different criteria are involved in selecting separation processes. Energy and investment costs become more important with decreasing product values. Other factors which can be mentioned are politics and the environment.

From an economical point of view worthless waste streams are hardly worthy of treatment, but environmental considerations and governmental regulations often determine that the separation must be carried out. In addition, political considerations often insist that a certain process be used which may not be the most advantageous from an economical point of view.

Finally, the economics of a separation process may be governed by product loss and damage. Damage to the product can occur particularly when heat-sensitive components are produced, e.g. in the pharmaceutical industry (enzymes, antibiotics, vitamins). Product loss will be especially important in the case of high-value products.

In order to achieve a given separation, a number of different processes can be used. The objectives of separation can be classified roughly as follows:

- concentration: the desired component is present in a low concentration and solvent has to be removed;
- purification: undesirable impurities have to be removed; and
- fractionation: a mixture must be separated into two or more desired components.
- reaction mediation: combination of a chemical or biochemical reaction with a continuous removal of products will increase the reaction rate.

The membrane processes necessary to undertake these basic functions will be described in more detail in chapter VI.

Membrane processes are characterized by the fact that the feed stream is divided into two streams, i.e. into the retentate or concentrate stream and the permeate stream (figure I - 3), which implies that either the concentrate or permeate stream is the product.

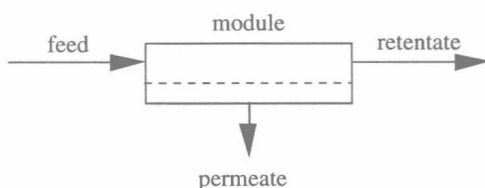


Figure I - 3. Schematic representation of a membrane process where the feed stream has been separated into a retentate and a permeate stream.

If the aim is concentration, the retentate will usually be the product stream. However, in the case of purification, both the retentate or the permeate can yield the desired product depending on the impurities that have to be removed. For example, if potable water is required from surface water containing traces of volatile organic contaminants, both reverse osmosis and pervaporation can be used for separation. With reverse osmosis the solute is