

Prentice Hall WRITING and GRAMMAR

Communication in Action


Bronze Level



Prentice Hall **WRITING and GRAMMAR**

Communication in Action

Bronze Level



Bronze Level



Upper Saddle River, New Jersey
Needham, Massachusetts

WRITING and GRAMMAR

Communication in Action

Copper

Bronze

Silver

Gold

Platinum

Ruby

Diamond

Copyright © 2004 by Pearson Education, Inc., publishing as Pearson Prentice Hall, Upper Saddle River, New Jersey 07458. All rights reserved. Printed in the United States of America. This publication is protected by copyright, and permission should be obtained from the publisher prior to any prohibited reproduction, storage in a retrieval system, or transmission in any form or by any means, electronic, mechanical, photocopying, recording, or likewise. For information regarding permission(s), write to: Rights and Permissions Department.

Pearson Prentice Hall™ is a trademark of Pearson Education, Inc.

Pearson® is a registered trademark of Pearson plc.

Prentice Hall® is a registered trademark of Pearson Education, Inc.



ISBN 0-13-037492-X

5 6 7 8 9 10 09 08 07 06 05

Use **Text Writing and Grammar,** the interactive textbook!

Includes every
grammar exercise
in this book!

- instant feedback on interactive grammar exercises
- interactive writing tools and writing tutorials
- access to the *Prentice Hall Online Essay Scorer*

iText is also available on CD-ROM.

Go on-line to get instant help on the Writing and Grammar Web site!

- additional grammar practice opportunities
- scoring rubrics with scored student models for different modes of writing

Here's how to use the Writing and Grammar Web site:

Look for these Web Codes in your book:

ebk-7001
ebk-7002

Here's how to use Web Codes:

1. Go on-line. Enter URL: PHSchool.com
2. If you want instant feedback on interactive grammar exercises, enter Web Code: **ebk-7002**
Choose the appropriate chapter from the menu that appears.
3. If you want to review writing rubrics and scored student models, enter Web Code: **ebk-7001**
Choose the appropriate chapter from the menu that appears.



Program Authors

The program authors guided the direction and philosophy of *Prentice Hall Writing and Grammar: Communication in Action*. Working with the development team, they contributed to the pedagogical integrity of the program and to its relevance to today's teachers and students.



Joyce Armstrong Carroll

In her forty-year career, Joyce Armstrong Carroll, Ed.D., has taught on every grade level from primary to graduate school. In the past twenty years, she has trained teachers in the teaching of writing. A nationally known consultant, she has served as president of TCTE and on NCTE's Commission on Composition. More than fifty of her articles have appeared in journals such as *Curriculum Review*, *English Journal*, *Media & Methods*, *Southwest Philosophical Studies*, *Ohio English Journal*, *English in Texas*, and the *Florida English Journal*. With Edward E. Wilson, Dr. Carroll co-authored *Acts of Teaching: How to Teach Writing* and co-edited *Poetry After Lunch: Poems to Read Aloud*. Beyond her direct involvement with the writing pedagogy presented in this series, Dr. Carroll guided the development of the Hands-on Grammar feature. She co-directs the New Jersey Writing Project in Texas.


Edward E. Wilson

A former editor of *English in Texas*, Edward E. Wilson has served as a high-school English teacher and a writing consultant in school districts nationwide. Wilson has served on the Texas Teacher Professional Practices Commission and on NCTE's Commission on Composition. With Dr. Carroll, he co-wrote *Acts of Teaching: How to Teach Writing* and co-edited the award-winning *Poetry After Lunch: Poems to Read Aloud*. In addition to his direct involvement with the writing pedagogy presented in this series, Wilson provided inspiration for the Spotlight on Humanities feature. Wilson's poetry appears in Paul Janeczko's anthology *The Music of What Happens*. Wilson co-directs the New Jersey Writing Project in Texas.



Gary Forlini

Gary Forlini, a nationally known education consultant, developed the grammar, usage, and mechanics instruction and exercises in this series. After teaching in the Pelham, New York, schools for many years, he established Research in Media, an educational research agency that provides information for product developers, school staff developers, media companies, and arts organizations, as well as private-sector corporations and foundations. Mr. Forlini was co-author of the *S.A.T. Home Study* program and has written numerous industry reports on elementary, secondary, and post-secondary education markets.





National Advisory Panel

The teachers and administrators serving on the National Advisory Panel provided ongoing input into the development of *Prentice Hall Writing and Grammar: Communication in Action*. Their valuable insights ensure that the perspectives of teachers and students throughout the country are represented within the instruction in this series.

Dr. Pauline Bigby-Jenkins

Coordinator for Secondary English
Language Arts
Ann Arbor Public Schools
Ann Arbor, Michigan

Lee Bromberger

English Department Chairperson
Mukwonago High School
Mukwonago, Wisconsin

Mary Chapman

Teacher of English
Free State High School
Lawrence, Kansas

Jim Deatherage

Language Arts Department
Chairperson
Richland High School
Richland, Washington

Luis Dovalina

Teacher of English
La Joya High School
La Joya, Texas

JoAnn Giardino

Teacher of English
Centennial High School
Columbus, Ohio

Susan Goldberg

Teacher of English
Westlake Middle School
Thornwood, New York

Jean Hicks

Director, Louisville Writing Project
University of Louisville
Louisville, Kentucky

Karen Hurley

Teacher of Language Arts
Perry Meridian Middle School
Indianapolis, Indiana

Karen Lopez

Teacher of English
Hart High School
Newhall, California

Marianne Minshall

Teacher of Reading and Language Arts
Westmore Middle School
Columbus, Ohio

Nancy Monroe

English Department Chairperson
Bolton High School
Alexandria, Louisiana

Ken Spurlock

Assistant Principal
Boone County High School
Florence, Kentucky

Cynthia Katz Tyroff

Staff Development Specialist
and Teacher of English
Northside Independent School District
San Antonio, Texas

Holly Ward

Teacher of Language Arts
Campbell Middle School
Daytona Beach, Florida

Grammar Review Team

The following teachers reviewed the grammar instruction in this series to ensure accuracy, clarity, and pedagogy.

Kathy Hamilton

Paul Hertzog

Daren Hoisington

Beverly Ladd

Karen Lopez

Dianna Louise Lund

Sean O'Brien


CONTENTS IN BRIEF

Chapters

1–13

Part 1: Writing 1


Chapter 1	The Writer in You	2
2	A Walk Through the Writing Process	12
3	Sentences, Paragraphs, and Compositions: Structure and Style .	28
4	Narration: Autobiographical Writing	48
5	Narration: Short Story	72
6	Description	98
7	Persuasion: Persuasive Essay . .	124
8	Exposition: Comparison-and-Contrast Essay .	150
9	Exposition: Cause-and-Effect Essay	174
10	Exposition: How-to Essay	198
11	Research Report	222
12	Response to Literature	248
13	Writing for Assessment	274



Chapters
14–27

Part 2: Grammar, Usage, and Mechanics . . 292

Chapter 14	Nouns and Pronouns	294
15	Verbs	314
16	Adjectives and Adverbs	334
17	Prepositions	360
18	Conjunctions and Interjections . .	374
19	Basic Sentence Parts	390
20	Phrases and Clauses	424
21	Effective Sentences	454
22	Using Verbs	490
23	Using Pronouns	518
24	Making Words Agree	532
25	Using Modifiers	558
26	Punctuation	578
27	Capitalization	634



Chapters
28–31

Part 3: Academic and Workplace Skills . . 666

Chapter 28	Speaking, Listening, Viewing, and Representing	668
29	Vocabulary and Spelling	690
30	Reading Skills	714
31	Study, Reference, and Test-Taking Skills	736

Resources:

Styles for Business and Friendly Letters	758
Citing Sources and Preparing Manuscript	760
Penmanship Reference	760
Internet Research Handbook	765
Commonly Overused Words	770
Commonly Misspelled Words	772
Abbreviations Guide	774
Proofreading Symbols Reference	778
Student Publications	779
Glossary	780
Index	788



CONTENTS

PART 1: WRITING

Chapter

1

The Writer in You 2

Writing in Everyday Life	2
Why Write?	3
Developing Your Writing Life	3
What Are the Qualities of Good Writing?	7
Reflecting on Your Writing	7

Chapter

2

A Walk Through the Writing Process . . 12

2.1 What Is Prewriting?	14
2.2 What Is Drafting?	18
2.3 What Is Revising?	19
2.4 What Are Editing and Proofreading?	22
2.5 What Are Publishing and Presenting?	23

Chapter

3

Sentences, Paragraphs, and Compositions *Structure and Style* 28

3.1 Sentence Combining	29
Controlling Your Sentences	29
Inserting Words and Phrases	29
Using Compound Subjects or Verbs	30
Forming Compound Sentences	31
Using Subordination	32
3.2 Writing Effective Paragraphs	33
Stating the Main Idea in a Topic Sentence	33
Writing a Topic Sentence	34
Writing Supporting Sentences	35
Placing Your Topic Sentence	36
3.3 Paragraphs in Essays and Other Compositions	37
Unity and Coherence	37
Understanding the Parts of a Composition	39
Recognizing Types of Paragraphs	40
3.4 Writing Style	42
Developing Style	42
Using Formal and Informal English	43

INTEGRATED SKILLS

- **Spotlight on the Humanities**
Analyzing How Meaning Is Communicated Through the Arts 8
- **Media and Technology Skills**
Making Technology Work for You
Activity: Identify Appropriate Technology 9
- **Standardized Test Preparation Workshop**
Writing for Standardized Tests 10

INTEGRATED SKILLS

- **Spotlight on the Humanities**
Recognizing Common Subjects in Art
Focus on Photography:
Elliott Erwitt 24
- **Media and Technology Skills**
Using Technology for Writing
Activity: Build an Electronic Portfolio 25
- **Standardized Test Preparation Workshop**
Using the Writing Process to Respond to Writing Prompts 26

INTEGRATED SKILLS

- **Spotlight on the Humanities**
Analyzing Artistic Composition
Focus on Dance:
Anna Pavlova 44
- **Media and Technology Skills**
Evaluating Information Media
Activity: Comparing and Contrasting Newscasts 45
- **Standardized Test Preparation Workshop**
Analyzing Strategy, Organization, and Style 46

Narration

Autobiographical Writing 48

4.1 Model From Literature

"The Bike" by Gary Soto 50

4.2 Prewriting

Choosing Your Topic 52

Freewriting 52

Blueprinting 52

Topic Bank 53

Narrowing Your Topic 54

Use Looping to Narrow a Topic 54

Considering Your Audience and Purpose 55

Analyze Your Purpose 55

Gathering Details 55

List and Itemize 55

4.3 Drafting

Shaping Your Writing 56

Create Tension 56

Providing Elaboration 57

Characterize Through Details 57

4.4 Revising

Revising Your Overall Structure 58

Revision Strategy: Identifying Connections
to Conflict 58

Revising Your Paragraphs 59

Revision Strategy: Coding for Coherence:
"Weeding" Paragraphs 59

Revising Your Sentences 60

Revision Strategy: Coding Events for Transitions . . . 60

Revising Your Word Choice 61

Revision Strategy: Color-Coding Nouns for Precise
Word Choice 61

Peer Review 62

Highlight 62

4.5 Editing and Proofreading

Focusing on Capitalization 63

4.6 Publishing and Presenting

Building Your Portfolio 64

Reflecting on Your Writing 64

☒ **Rubric for Self-Assessment** 64

Connected Assignment: Firsthand Biography 67



Student Work IN PROGRESS

Featured Work:

"To the Dogs"

by Emily Taylor Speer
Hildebrandt Intermediate
School
Spring, Texas

Blueprinting 52

Looping 54

Adding Characterizing
Details 57

Identifying Connections to
Conflict 58

Coding for Transitions . . . 60

Final Draft 65

INTEGRATED SKILLS

► Grammar in Your Writing

Nouns 61

Capitalization of Proper

Nouns 63

► Spotlight on the Humanities

Use Visuals to Extend Meaning

Focus on Photography:

Berenice Abbott 68

► Media and Technology Skills

Produce Visuals to Make
Meaning

Activity: Create a Photo

Essay 69

► Standardized Test

Preparation Workshop

Using Narration to Respond to
Writing Prompts 70

Narration

Short Story 72



Student Work IN PROGRESS

Featured Work:

"Showing Amanda the Ropes"
by Elisabeth Laskey
Gray-New Gloucester Middle
School
Gray, Maine

Writing Round 78

Adding Characterizing
Details 83

Using Points to Illuminate . 85

Final Draft. 90

INTEGRATED SKILLS

► Grammar in Your Writing

Identifying Action Verbs . . . 87
Punctuating Dialogue 88

► Spotlight on the Humanities

Analyzing Themes Across
Cultures

Focus on Oral Tradition:

Scheherazade 94

► Media and Technology Skills

Analyzing Visual Meanings

Activity: Follow Events

in Animated Cartoons 95

► Standardized Test

Preparation Workshop

Responding to Prompts About
Short Stories 96

5.1 Model From Literature

"Sarah Tops" by Isaac Asimov. 74

5.2 Prewriting

Choosing Your Topic 78

Freewriting 78

Magazine Flip-Through. 78

Writing Round 78

Topic Bank 79

Developing Narrative Elements 80

Identify Conflict 80

Considering Your Audience and Purpose 80

Gathering Details 81

Use Listing and Itemizing 81

5.3 Drafting

Shaping Your Writing 82

Create a Plot 82

Providing Elaboration 83

Use Details to Define Character and Setting 83

5.4 Revising

Revising Your Overall Structure 84

Revision Strategy: Using Clues to Evaluate Pacing . . 84

Revising Your Paragraphs 85

Revision Strategy: Using Points to Illuminate 85

Revising Your Sentences 86

Revision Strategy: Using a "Spy Camera" 86

Revising Your Word Choice 87

Revision Strategy: Circling Verbs. 87

Peer Review 87

Highlight Passages 87

5.5 Editing and Proofreading

Focusing on Dialogue 88

5.6 Publishing and Presenting

Building Your Portfolio 89

Reflecting on Your Writing 89

✓ **Rubric for Self-Assessment** 89

Connected Assignment: Dramatic Scene 93

6.1 Model From Literature

"Luke Baldwin's Vow" by Morley Callaghan 100

6.2 Prewriting

Choosing Your Topic 102

Freewriting 102

Drawing 102

Timeline 102

Topic Bank 103

Narrowing Your Topic 104

Zoom In to Narrow a Topic 104

Considering Your Audience and Purpose 104

Gathering Details 105

Use Cubing to Gather Details 105

6.3 Drafting

Shaping Your Writing 106

Organize to Make Your Ideas Clear 106

Create a Main Impression 106

Providing Elaboration 107

Build Upon Details 107

6.4 Revising

Revising Your Overall Structure 108

Revision Strategy: Cutting and Pasting for Order .. 108

Revision Strategy: Circling Details
to Strengthen a Main Impression 109

Revising Your Paragraphs 110

Revision Strategy: Adding Functional Paragraphs.. 110

Revising Your Sentences 111

Revision Strategy: Color-Coding Clues
to Eliminate Run-ons 111

Revising Your Word Choice 112

Revision Strategy: Checkmarking Empty Words ... 112

Peer Review 113

Analytic Talk 113

6.5 Editing and Proofreading

Focusing on Commas 114

6.6 Publishing and Presenting

Building Your Portfolio 115

Reflecting on Your Writing 115

☒ **Rubric for Self-Assessment** 115

Connected Assignment: Poem 118



Student Work IN PROGRESS

Featured Work:

"House of Memories"
by Kaitlin Crockett
Baypoint Middle School
St. Petersburg, Florida

Using a Personal Experience
Timeline to Choose a
Topic 102

Gathering Details Using
Cubing 105

Depth-Charging to Build
Upon Sensory Details ... 107

Circling Details to Strengthen
a Main Impression 109

Color-Coding Pauses to
Eliminate Run-ons 111

Checkmarking
Empty Words 112

Final Draft 116

INTEGRATED SKILLS

► Grammar in Your Writing

Adjectives 113

Using Commas With Two or
More Adjectives 114

► Spotlight on the Humanities

Comparing Interpretations of
Nature

Focus on Fine Art: Georgia
O'Keeffe 120

► Media and Technology Skills

Analyzing Visual Meanings

Activity: Analyze Camera
Techniques in a Movie ... 121

► Standardized Test

Preparation Workshop

Strategy, Organization, and
Style Skills 122

Persuasion

Persuasive Essay 124

7.1 Model From Literature

"The Eternal Frontier" by Louis L'Amour 126

7.2 Prewriting

Choosing Your Topic 128

Round Table 128

Media Flip-Through 128

Quicklist 128

Topic Bank 129

Narrowing Your Topic 130

"Funnel" Your Topic 130

Considering Your Audience and Purpose 130

Gathering Evidence 131

Provide Support 131

7.3 Drafting

Shaping Your Writing 132

Develop a Thesis Statement 132

Organize to Emphasize 132

Providing Elaboration 133

Layer Ideas Using SEE 133

7.4 Revising

Revising Your Overall Structure 134

Revision Strategy: Highlighting Main Points 134

Revision Strategy: Coding for Supporting Evidence . . . 135

Revising Your Paragraphs 136

Revision Strategy: Color-Coding the Connections . . 136

Revising Your Sentences 137

Revision Strategy: Color-Coding Sentences That

Express Related Ideas 137

Revising Your Word Choice 138

Revision Strategy: Tagging Vague Words 138

Peer Review 138

Analytic Talk 138

7.5 Editing and Proofreading

Focusing on End Marks 139

7.6 Publishing and Presenting

Building Your Portfolio 140

Reflecting on Your Writing 140

✓ **Rubric for Self-Assessment** 140

Connected Assignment: Persuasive Advertisement . . . 144



Student Work IN PROGRESS

Featured Work:

"Learning to Speak Up:
the DCE"

by Josh McWhirter

College Station Junior High
College Station, Texas

Using a Quicklist 128

Using a T-Chart 131

Layering Ideas 133

Coding for Supporting
Evidence 135

Coding Connections
Between Paragraphs . . . 136

Tagging Vague Words . . . 138

Final Draft 141

INTEGRATED SKILLS

► Grammar in Your Writing

Compound Sentences . . . 137

End Marks 139

► Spotlight on the Humanities

Evaluating Performances

Focus on Music: Giacomo

Puccini and Opera 146

► Media and Technology Skills

Analyzing Bias in the Media

Activity: Evaluate Objectivity of
News Reports 147

► Standardized Test

Preparation Workshop

Responding to Persuasive

Writing Prompts. 148

Exposition: *Comparison-and-Contrast Essay* 150

8.1 Model From Literature	
“Bat Attacks?” by Laura Allen	152
8.2 Prewriting	
Choosing Your Topic	154
Quicklist	154
BUT Chart	154
Topic Bank	155
Narrowing Your Topic	156
Use Cubing to Narrow a Topic	156
Considering Your Audience and Purpose	157
Analyze Your Purpose	157
Gathering Details	157
Use a Venn Diagram	157
8.3 Drafting	
Shaping Your Writing	158
Select an Effective Organization	158
Providing Elaboration	159
Layer Ideas Using SEE	159
8.4 Revising	
Revising Your Overall Structure	160
Revision Strategy: Color-Coding Details for Effective Organization and Balance	160
Revision Strategy: Tagging High Points	161
Revising Your Paragraphs	162
Revision Strategy: Marking Paragraph Patterns	162
Revising Your Sentences	163
Revision Strategy: Circling Repetitious Sentences	163
Revising Your Word Choice	164
Revision Strategy: Reading Aloud for Repeated Words	164
Peer Review	164
Summarize	164
8.5 Editing and Proofreading	
Focusing on Pronouns	165
8.6 Publishing and Presenting	
Building Your Portfolio	166
Reflecting on Your Writing	166
<input checked="" type="checkbox"/> Rubric for Self-Assessment	166
Connected Assignment: Consumer Report	169



Student Work IN PROGRESS

Featured Work:

“Skateboards for Success”
by Dylan Parker

Carr Lane VPA Middle School
St. Louis, Missouri

Using a BUT Chart 154

Using Cubing 156

Using Layering 159

Tagging High Points 161

Marking Paragraph
Patterns 162

Final Draft 167

INTEGRATED SKILLS

► Grammar in Your Writing

Subject-Verb Agreement:

Compound Subjects 163

Pronoun-Antecedent

Agreement 165

► Spotlight on the Humanities

Evaluating Performances

Focus on Music: Gilbert &

Sullivan 170

► Media and Technology Skills

Comparing Media

Activity: Comparing Book and

Movie Versions 171

► Standardized Test

Preparation Workshop

Responding to Expository

Writing Prompts 172

Exposition

Cause-and-Effect Essay 174



9.1 Model From Literature

"How Do Rainmakers Make It Rain?"
from *How in the World?* 176

9.2 Prewriting

Choosing Your Topic 178
Brainstorming 178
Blueprinting 178
Media Flip-Through 178
Topic Bank 179

Narrowing Your Topic 180
Use Classical Invention to Narrow Your Topic . . . 180

Considering Your Audience and Purpose 181

Gathering Details 181
Do Research 181

9.3 Drafting

Shaping Your Writing 182
Organize Logically 182

Providing Elaboration 183
Elaborate Causal Connections 183

9.4 Revising

Revising Your Overall Structure 184
Revision Strategy: Connecting the Steps 184

Revising Your Paragraphs 185
Revision Strategy: Finding the "Tug" 185
Revision Strategy: Coding Cause-and-Effect
Connections. 185

Revising Your Sentences 186
Revision Strategy: Circling Verbs in an
Inconsistent Tense 186

Revising Your Word Choice 188
Revision Strategy: Highlighting Key Events 188

Peer Review 188
"Say Back". 188

9.5 Editing and Proofreading

Focusing on Prepositions 189

9.6 Publishing and Presenting

Building Your Portfolio 190

Reflecting on Your Writing 190

☒ **Rubric for Self-Assessment** 190

Connected Assignment: Documentary Video Script . . 193

Student Work

IN PROGRESS

Featured Work:

"Why Trains Are No Longer
Popular"

by Jake Sommer

Maplewood Middle School
Maplewood, New Jersey

Media Flip-Through 178

Asking Questions to
Narrow a Topic 180

Elaborating Causal
Connections 183

Connecting the Steps . . . 184

Circling Verbs in an
Inconsistent Tense 186

Final Draft. 191

INTEGRATED SKILLS

► Grammar in Your Writing

Verb Tense 187
Prepositions 189

► Spotlight on the Humanities

Analyzing Ideas Represented in
Various Art Forms

Focus on Drama: A Broadway
Fairy Tale 194

► Media and Technology Skills

Analyzing Media Images

Activity: Caption
a Photograph. 195

► Standardized Test

Preparation Workshop

Responding to Expository
Writing Prompts. 196

Exposition

How-to Essay 198**10.1 Model From Literature**

"Moving Mountains" by Janice VanCleave 200

10.2 Prewriting

Choosing Your Topic 202

Invisible Ink. 202

List 202

Topic Bank 203

Narrowing Your Topic 204

Considering Your Audience and Purpose 204

Gathering Details 205

Itemize to Gather Details 205

10.3 Drafting

Shaping Your Writing 206

Organize Details in Chronological Order 206

Providing Elaboration 207

Add Details by "Exploding the Moment". 207

10.4 Revising

Revising Your Overall Structure 208

Revision Strategy: Writing a Strong Lead 208

Revising Your Paragraphs 209

Revision Strategy: Using Steps, Stacks, Chains,
and Balances. 209

Revising Your Sentences 210

Revision Strategy: Using Clues to Sentence
Beginnings 210

Revising Your Word Choice 212

Revision Strategy: Highlighting Repeated Words . . . 212

Peer Review 213

Ask a Group to Try It Out. 213

10.5 Editing and Proofreading

Focusing on Commas 214

10.6 Publishing and Presenting

Building Your Portfolio 215

Reflecting on Your Writing 215

✓ **Rubric for Self-Assessment** 215

Connected Assignment: Problem-and-Solution Essay . . . 217



Student Work IN PROGRESS

Featured Work:

"Banana Cake"

by Felix Espinoza

Palo Alto Middle School

Killeen, Texas

Listing to Discover

a Topic. 202

Itemizing the Details . . . 205

Exploding the Moment . . 207

Writing a Strong Lead . . . 208

Varying Sentence

Beginnings 210

Highlighting Repeated

Words 212

Final Draft 216

INTEGRATED SKILLS

► **Grammar in Your Writing**

Adverb Clauses and Adverb
Phrases. 211

Using Commas to Separate
Items in a Series 214

► **Spotlight on the Humanities**

Comparing Media

Focus: Science Fiction

in Film 218

► **Media and Technology Skills**

Using Computer Technology

Activity: Getting "Help"

On-line 219

► **Standardized Test**

Preparation Workshop

Responding to Expository

Writing Prompts. 220

Research Report ... 222



11.1 Model From Literature

"Pandas" by Gillian Standring. 224

11.2 Prewriting

Choosing Your Topic 228

Listing. 228

Newswatch 228

Self-Interview. 228

Topic Bank 229

Narrowing Your Topic 230

Use Classical Invention. 230

Considering Your Audience and Purpose 231

Gathering Details 231

Use a Variety of Research Sources. 231

Take Notes. 231

11.3 Drafting

Shaping Your Writing 232

Develop a Main Idea or Thesis 232

Make an Outline 232

Providing Elaboration 233

Find Points for Clarification 233

11.4 Revising

Revising Your Overall Structure 234

Revision Strategy: Matching Your Draft to Your

Outline 234

Revising Your Paragraphs 235

Revision Strategy: Finding the Glue Between

Paragraphs 235

Revising Your Sentences 236

Revision Strategy: Finding the Main Action

in a Cluster 236

Revising Your Word Choice 237

Revision Strategy: Color-Coding Technical Terms. 237

Peer Review 238

Summarize 238

11.5 Editing and Proofreading

Focusing on Citations 239

11.6 Publishing and Presenting

Building Your Portfolio 240

Reflecting on Your Writing 240

☒ **Rubric for Self-Assessment** 240

Connected Assignment: I-Search Report 243

Student Work IN PROGRESS

Featured Work:

"Built to Survive: Whales"
by Jamie Barraclough
Los Alamos Middle School
Los Alamos, New Mexico

Conducting a
Self-Interview 228

Using Classical Invention 230

Finding Points to Clarify 233

Finding the Glue Between
Paragraphs. 235

Combining Short
Sentences. 236

Final Draft 241

INTEGRATED SKILLS

► Grammar in Your Writing

Participial Phrases 237

Quotation Marks and
Underlining With Titles
of Works 239

► Spotlight on the Humanities

Framing Questions to Direct
Research

Focus on Theater: *Oliver!* 244

► Media and Technology Skills

Using On-line Sources in
Research

Activity: Find and Evaluate

On-line Sources. 245

► Standardized Test

Preparation Workshop

Revising and Editing 246