

M. Remoissenet

# **Waves Called Solitons**

Concepts and  
Experiments



Springer-Verlag

M. Remoissenet

---

# Waves Called Solitons

Concepts and Experiments

With 127 Figures

Springer-Verlag  
Berlin Heidelberg New York  
London Paris Tokyo  
Hong Kong Barcelona  
Budapest

Professor Michel Remoissenet

Université de Bourgogne, Faculté des Sciences et Techniques,  
6 boulevard Gabriel, F-21000 Dijon, France

ISBN 3-540-57000-4 Springer-Verlag Berlin Heidelberg New York  
ISBN 0-387-57000-4 Springer-Verlag New York Berlin Heidelberg

Library of Congress Cataloging-in-Publication Data. Remoissenet, M. Waves called solitons: concepts and experiments / M. Remoissenet. p. cm. Includes bibliographical references. ISBN 3-540-57000-4 (Berlin: acid-free paper). - ISBN 0-387-57000-4 (New York: acid-free paper) 1. Solitons. I. Title. QC174.26.W28R46 1994 530.1'4—dc20 93-36462

This work is subject to copyright. All rights are reserved, whether the whole or part of the material is concerned, specifically the rights of translation, reprinting, reuse of illustrations, recitation, broadcasting, reproduction on microfilm or in any other way, and storage in data banks. Duplication of this publication or parts thereof is permitted only under the provisions of the German Copyright Law of September 9, 1965, in its current version, and permission for use must always be obtained from Springer-Verlag. Violations are liable for prosecution under the German Copyright Law.

© Springer-Verlag Berlin Heidelberg 1994  
Printed in Germany

The use of general descriptive names, registered names, trademarks, etc. in this publication does not imply, even in the absence of a specific statement, that such names are exempt from the relevant protective laws and regulations and therefore free for general use.

Cover Design: Struve & Partner, Atelier für Grafik-Design, Heidelberg  
Typesetting: Data conversion by Springer-Verlag  
55/3140 - 5 4 3 2 1 0 - Printed on acid-free paper

*M. Remoissenet*  
*Waves Called Solitons*

---



## Preface

Nonlinearity is a fascinating element of nature whose importance has been appreciated for many years when considering large-amplitude wave motions observed in various fields ranging from fluids and plasmas to solid-state, chemical, biological, and geological systems. Localized large-amplitude waves called *solitons*, which propagate without spreading and have particle-like properties, represent one of the most striking aspects of nonlinear phenomena. Although a wealth of literature on the subject, including theoretical and numerical studies, is available in good recent books and research journals, very little material has found its way into introductory textbooks and curricula. This is perhaps due to a belief that nonlinear physics is difficult and cannot be taught at an introductory level to undergraduate students and practitioners. Consequently, there is considerable interest in developing practical material suitable for students, at the lowest introductory level.

This book is intended to be an elementary introduction to the physics of solitons, for students, physicists, engineers and practitioners. We present the modeling of nonlinear phenomena where soliton-like waves are involved, together with applications to a wide variety of concrete systems and experiments. This book is designed as a book of physical ideas and basic methods and not as an up-to-the-minute book concerned with the latest research results. The background in physics and the amount of mathematical knowledge assumed of the reader is within that usually accumulated by junior or senior students in physics.

Much of the text of this book is an enlargement of a set of notes and descriptions of laboratory experiments developed over a period of years to supplement lectures on various aspects of wave motion. In spite of the diversity of the material, the book is not a collection of disconnected topics, written for specialists. Instead, I have tried to supply the practical and fundamental background in soliton physics, and to plan the book in order that it should be as much as possible *a self-contained and readable interdisciplinary whole*. Often, the important ideas or results are repeated several times, in different contexts. *Many of my choices of emphasis and examples have been made with experimental aspects in mind. Several experiments described in this book can be performed by the reader.* Although numerical studies play an important role in nonlinear science, I will not consider them in this book because they are described in a considerable body of literature.

In order to facilitate the use of this book, many illustrations have been included in the text and the details of theoretical calculations are relegated to



appendices at the end of each chapter. A number of basic references are given as well as references intended to document the historical development of the subject. The referencing is not systematic; the bibliography listed at the end of the book serves only to advise the reader which sources could be used to fill in gaps in his or her basic knowledge and where he or she could turn for further reading.

The text is organized as follows. Our introduction in Chap.1 is devoted to the beautiful historical path of the soliton. The fundamental ideas of wave motion are then set forth in Chap.2 using simple electrical transmission lines and electrical networks as examples. At an elementary level, we review and illustrate the main properties of linear nondispersive and dispersive waves propagating in one spatial dimension. In Chap.3, we consider waves in transmission lines with nonlinearity. These simple physical systems are very useful for a pedagogical introduction to the soliton concept, and they are easy to construct and to model, allowing one to become quickly familiar with the essential aspects of solitary waves and solitons, and their properties. Specifically, we first examine the effect of nonlinearity on the shape of a wave propagating along a nonlinear dispersionless transmission line. Then we consider *the remarkable case where dispersion and nonlinearity can balance to produce a pulse-like wave with a permanent profile*. We describe simple experiments on pulse solitons, which illustrate the important features of such remarkable waves. In Chap.4 we consider the *lattice solitons*, which can propagate on an electrical network; then we examine periodic wavetrains, and modulated waves such as *envelope or hole solitons*, which can travel along electrical transmission lines.

Chapter 5 concentrates on such spectacular waves as the hydrodynamic pulse soliton, which was first observed in the nineteenth century, and the hydrodynamic envelope soliton. Simple water-tank experiments are described.

In Chap. 6, by using a chain of coupled pendulums, that is, a mechanical transmission line, we introduce a new class of large amplitude waves, known as *kink solitons* and *breather solitons* which present remarkable particle-like properties. Simple experiments that allow one to study qualitatively the properties of these solitons are presented.

Chapter 7 deals with a more sophisticated device: the superconductive Josephson junction. Here the physical quantity of interest is a quantum of magnetic flux, or *fluxon*, which behaves like a kink soliton and has properties remarkably similar to the mechanical solitons of Chap.5. In Chap.8 *bright and dark solitons* emerge, which correspond to the optical envelope or optical hole solitons, respectively. They can be observed in optical fibers where exploitation of the typical dispersive and nonlinear effects has stimulated theoretical and experimental studies on nonlinear guided waves.

Whereas the previous chapters are concerned with solitons in the macroworld, Chap.9 deals with nonlinear excitations in the microworld. Specifically, we consider the soliton concept in the study of nonlinear atomic lattices. The nonlinear equations that are encountered in the soliton story and models of several systems described in the text can be solved by using remarkable and powerful mathematical techniques, the main steps of which are given in the last chapter.

If a substantial fraction of users of this book feel that it helped them to approach the fascinating world of nonlinear waves or enlarge their outlook, its purpose will have been fulfilled. I hope the reader will feel encouraged to bring to my notice any remaining errors and other suggestions.

I have greatly benefited from frequent discussions with my colleagues and students. I am particularly grateful to Jean Marie Bilbault, who went over the entire manuscript and gave me invaluable comments.

I would also like to thank Alwyn Scott whose criticism and suggestions helped refine the manuscript.

I also wish to extend my appreciation to Patrick Marquié, Guy Millot, Jean François Paquerot, Michel Peyrard, and Claudine and Gérard Pierre for their comments on various chapters. Special thanks go to Bernard Michaux for his assistance in designing and performing experiments, and improving numerous illustrations throughout the book. Finally, it is a pleasure for me to acknowledge the technical assistance I have received from Dominique Arnoult and Claudine Jonon.

Dijon  
October 1993

Michel Remoissenet

# Soliton Blues

*Music: Michel Remoissenet  
Arrangement und transcription:  
Michel Thibault*

*Piano*  $\text{♩} = 72$

*Piano*

*Piano*

*Piano*

*Piano*

*This book is dedicated to all the scientists  
who have made the solution concept a reality*



# Contents

<b>1</b>	<b>Basic Concepts and the Discovery of Solitons</b>	<b>1</b>
1.1	A look at linear and nonlinear signatures	1
1.2	Discovery of the solitary wave	3
1.3	Discovery of the soliton	6
1.4	The soliton concept in physics	10
<b>2</b>	<b>Linear Waves in Electrical Transmission Lines</b>	<b>11</b>
2.1	Linear nondispersive waves	11
2.2	Sinusoidal-wave characteristics	14
2.2.1	Wave energy density and power	17
2.3	The group-velocity concept	18
2.4	Linear dispersive waves	20
2.4.1	Dispersive transmission lines	20
2.4.2	Electrical network	22
2.4.3	The weakly dispersive limit	25
2.5	Evolution of a wavepacket envelope	26
2.6	Dispersion-induced wavepacket broadening	30
	Appendix 2A. General solution for the envelope evolution	33
	Appendix 2B. Evolution of the envelope of a Gaussian wavepacket ...	34
<b>3</b>	<b>Solitons in Nonlinear Transmission Lines</b>	<b>36</b>
3.1	Nonlinear and dispersionless transmission lines	36
3.2	Combined effects of dispersion and nonlinearity	40
3.3	Electrical solitary waves and pulse solitons	41
3.4	Laboratory experiments on pulse solitons	45
3.4.1	Experimental arrangement	45
3.4.2	Series of experiments	47
3.5	Experiments with a pocket version of the electrical network	51

Appendix 3A.	Calculation of the effect of nonlinearity on wave propagation .....	55
Appendix 3B.	Derivation of the solitary-wave solution .....	57
Appendix 3C.	Derivation of the KdV equation and its soliton solution .....	59
Appendix 3D.	Details of the electronics: switch driver and pulse generator .....	61
<b>4</b>	<b>More on Transmission-Line Solitons .....</b>	<b>62</b>
4.1	Lattice solitons in the electrical Toda network .....	62
4.1.1	Lattice solitons .....	64
4.2	Experiments on lattice solitons .....	65
4.2.1	Collision of two lattice solitons moving in opposite directions .....	67
4.2.2	The Fermi-Pasta-Ulam recurrence phenomenon .....	67
4.3	Periodic wavetrains in transmission lines .....	68
4.3.1	The solitary wave limit and sinusoidal limit of the cnoidal wave .....	69
4.4	Modulated waves and the nonlinear dispersion relation .....	69
4.5	Envelope and hole solitons .....	71
4.5.1	Experiments on envelope and hole solitons .....	73
4.6	Modulational instability .....	74
Appendix 4A.	Periodic wavetrain solutions .....	78
Appendix 4B.	The Jacobi elliptic functions .....	80
4B.1	Asymptotic limits .....	81
4B.2	Derivatives and integrals .....	83
Appendix 4C.	Envelope and hole soliton solutions .....	83
<b>5</b>	<b>Hydrodynamic Solitons .....</b>	<b>88</b>
5.1	Equations for surface water waves .....	88
5.1.1	Reduced fluid equations .....	89
5.2	Small-amplitude surface gravity waves .....	90
5.3	Linear shallow- and deep-water waves .....	93
5.3.1	Shallow-water waves .....	93
5.3.2	Deep-water waves .....	94
5.4	Surface-tension effects: capillary waves .....	95
5.5	Solitons in shallow water .....	97

5.6	Experiments on solitons in shallow water .....	100
5.6.1	Experimental arrangement .....	101
5.6.2	Experiments .....	101
5.7	Stokes waves and soliton wavepackets in deep water .....	105
5.7.1	Stokes waves .....	105
5.7.2	Soliton wavepackets .....	106
5.7.3	Experiments on solitons in deep water .....	107
Appendix 5A.	Basic equations of fluid mechanics .....	108
5A.1	Conservation of mass .....	108
5A.2	Conservation of momentum .....	109
5A.3	Conservation of entropy .....	110
Appendix 5B.	Basic definitions and approximations .....	111
5B.1	Streamline .....	111
5B.2	Irrotational and incompressible flow .....	112
5B.3	Two-dimensional flow: the stream function .....	112
5B.4	Boundary conditions .....	114
5B.5	Surface tension .....	115
Appendix 5C.	Derivation of the KdV equation: the perturbative approach .....	116
Appendix 5D.	Derivation of the nonlinear dispersion relation .....	120
Appendix 5E.	Details of the probes and the electronics .....	122
<b>6</b>	<b>Mechanical Solitons .....</b>	<b>123</b>
6.1	An experimental mechanical transmission line .....	123
6.1.1	General description of the line .....	123
6.1.2	Construction of the line .....	125
6.2	Mechanical kink solitons .....	125
6.2.1	Linear waves in the low-amplitude limit .....	126
6.2.2	Large amplitude waves: kink solitons .....	127
6.2.3	Lorentz contraction of the kink solitons .....	129
6.3	Particle properties of the kink solitons .....	131
6.4	Kink-kink and kink-antikink collisions .....	132
6.5	Breather solitons .....	134
6.6	Experiments on kinks and breathers .....	136
6.7	Helical waves, or kink array .....	137
6.8	Dissipative effects .....	139

6.9	Envelope solitons .....	141
Appendix 6A.	Kink soliton and antikink soliton solutions .....	143
Appendix 6B.	Calculation of the energy and the mass of a kink soliton .....	144
Appendix 6C.	Solutions for kink–kink and kink–antikink collisions, and breathers .....	145
6C.1	Kink solutions .....	147
6C.2	Kink–kink collisions .....	147
6C.3	Breather solitons .....	148
6C.4	Kink–antikink collision .....	149
Appendix 6D.	Solutions for helical waves .....	150
<b>7</b>	<b>Fluxons in Josephson Transmission Lines</b> .....	152
7.1	The Josephson effect in a short junction .....	152
7.1.1	The small Josephson junction .....	153
7.2	The long Josephson junction as a transmission line .....	155
7.3	Dissipative effects .....	159
7.4	Experimental observations of fluxons .....	161
7.4.1	Indirect observation .....	161
7.4.2	Direct observation .....	162
Appendix 7A.	Josephson equations .....	164
<b>8</b>	<b>Solitons in Optical Fibers</b> .....	166
8.1	Optical-fiber characteristics .....	166
8.1.1	Linear dispersive effects .....	167
8.1.2	Nonlinear effects .....	169
8.1.3	Effect of losses .....	170
8.2	Wave-envelope propagation .....	171
8.3	Bright and dark solitons .....	173
8.3.1	Bright solitons .....	174
8.3.2	Dark solitons .....	176
8.4	Experiments on optical solitons .....	177
8.5	Perturbations and soliton communications .....	179
8.5.1	Effect of losses .....	179
8.5.2	Soliton communications .....	180
Appendix 8A.	Electromagnetic equations in a nonlinear medium .....	181

<b>9</b>	<b>The Soliton Concept in Lattice Dynamics</b>	183
9.1	The one-dimensional lattice in the continuum approximation	183
9.2	The quasi-continuum approximation for the monatomic lattice	188
9.3	The Toda lattice	190
9.4	Envelope solitons and localized modes	191
9.5	The one-dimensional lattice with transverse nonlinear modes	193
9.6	Motion of dislocations in a one-dimensional crystal	195
9.7	The one-dimensional lattice model for structural phase transition	197
9.7.1	The order–disorder transition	199
9.7.2	The displacive transition	200
Appendix 9A.	Solutions for transverse displacements	202
Appendix 9B.	Kink soliton or domain-wall solutions	204
<b>10</b>	<b>A Look at Some Remarkable Mathematical Techniques</b>	205
10.1	Lax equations and the inverse scattering transform method	205
10.1.1	The Fourier-transform method for linear equations	206
10.1.2	The Lax pair for nonlinear evolution equations	207
10.2	The KdV equation and the spectral problem	209
10.3	Time evolution of the scattering data	210
10.3.1	Discrete eigenvalues	210
10.3.2	Continuous spectrum	212
10.4	The inverse scattering problem	213
10.4.1	Discrete spectrum only: soliton solution	214
10.5	Response of the KdV model to an initial disturbance	216
10.5.1	The delta function potential	216
10.5.2	The rectangular potential well	217
10.5.3	The sech-squared potential well	217
10.6	The inverse scattering transform for the NLS equation	218
10.7	The Hirota method for the KdV equation	219
10.8	The Hirota method for the NLS equation	223
	<b>References</b>	227
	<b>Subject Index</b>	235

# 1 Basic Concepts and the Discovery of Solitons

Today, many scientists see nonlinear science as the most deeply important frontier for the fundamental understanding of Nature. The soliton concept was firmly established after a gestation period of about one hundred and fifty years. Since then, different kinds of solitons have been observed experimentally in various real systems, and today, they have captured the imagination of scientists in most physical discipline. They are widely accepted as a structural basis for viewing and understanding the dynamic behavior of complex nonlinear systems. Before introducing the soliton concept via its remarkable and beautiful historical path we compare briefly the linear and nonlinear behavior of a system.

## 1.1 A look at linear and nonlinear signatures

First, let us consider at time  $t$  the response  $R_1$  of a linear system, an amplifier for example, to an input signal  $E_1 = A \sin \omega t$  of angular frequency  $\omega$ , as sketched in Fig. 1.1. In the low amplitude limit the output signal or the response of the system is linear, in other words it is proportional to the excitation

$$R_1 = a_1 E_1. \quad (1.1)$$

Here  $a_1$  is a quantity that we assume to be constant (time independent) to simplify matters. If we double the amplitude of the input signal, the amplitude of the output signal is doubled and so on. The sum of two input signals  $E_1$  and  $E_2$  yields a response which is the superposition of the two output signals,

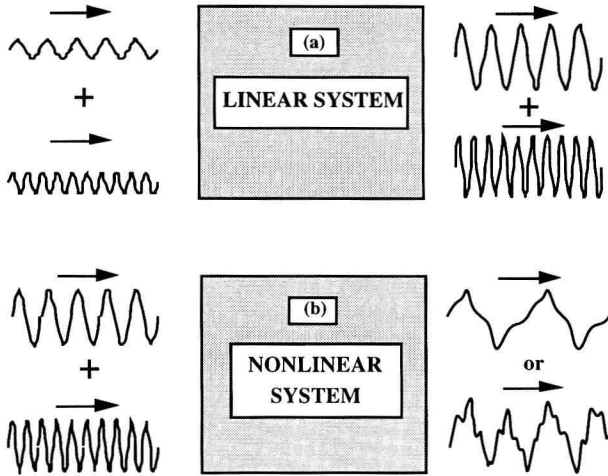
$$R = a_1(E_1 + E_2) = R_1 + R_2, \quad (1.2)$$

and a similar result holds for the superposition of several signals.

Next, if the amplitude of the input signal gets very large, distortion occurs as a manifestation of overloading. In this case, the response is no longer proportional to the excitation; one has

$$R = a_1 E_1 + a_2 E_1^2 + a_3 E_1^3 + \dots = a_1 E_1 \left( 1 + \frac{a_2}{a_1} E_1 + \frac{a_3}{a_1} E_1^2 + \dots \right) \quad (1.3)$$

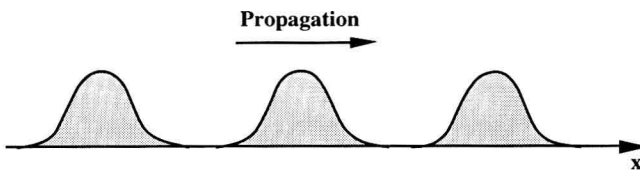
and signals at frequencies  $2\omega$ ,  $3\omega$ , and so on, that is, *harmonics of the input signal are generated*. In some cases a chaotic response can occur: this phenomenon will not be considered in this book. Moreover, the sum of two signals at the input results not only in the sum of responses at the output but also in the product of sums and so on. *The superposition of states is no longer valid.*



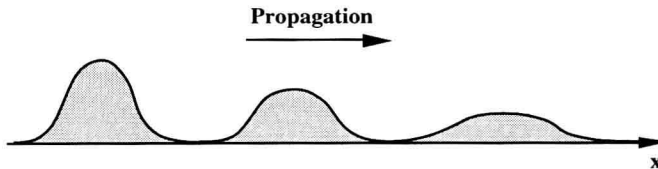
**Fig.1.1.** Sketch of the linear and nonlinear responses of a system to two input signals.

In equation (1.3) one has  $a_1 \gg a_2 \gg a_3 \dots$  and we note that the nonlinear effects increase with the amplitude of the signal and with the coefficients  $a_2, a_3, \dots$ . If the quantities  $a_2/a_1, a_3/a_1, \dots$  are not very small, say about 0.1, the system or material will be called *strongly nonlinear*.

Now, let us consider waves, that is signals which are not only time dependent but also depend on space, say one space dimension  $x$ , only, as will be assumed throughout this book. In this case any arbitrary pulse or disturbance can be regarded as a linear superposition of sinusoidal wave trains with different frequencies. If each of these waves propagates with the same velocity, the system is called *nondispersive* and the pulse travels without deforming its shape, as represented in Fig.1.2. If the velocities of each wave train are different, the pulse spreads out (see Fig.1.3) when propagating and the system is *dispersive*.

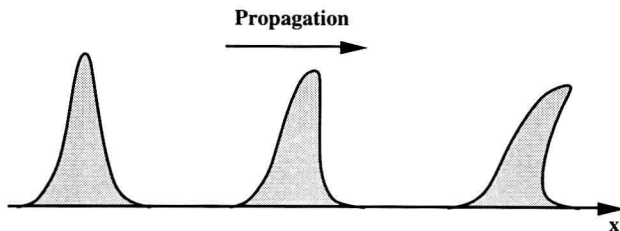


**Fig.1.2.** Undeformed propagation of a wave pulse in a linear and non dispersive system.



**Fig.1.3.** Propagation and spreading out of a wave pulse in a linear and dispersive system.





**Fig.1.4.** Points of large amplitude overtake points of small amplitude for a nonlinear wave pulse.

For waves nonlinearity introduces a new feature which is due to the generation of harmonics: the crest of the wave moves faster than the rest, in other words points of large amplitude overtake points of small amplitude, and the wave shocks and ultimately breaks (see Fig.1.4).

Having outlined typical features of linear and nonlinear systems, or media, let us now look into the beautiful history of nonlinear dispersive waves known as solitary waves and solitons.

## 1.2 Discovery of the solitary wave

Historically, the first documented observation of a solitary water wave was made by a Scottish engineer, John Scott Russell, in August 1834, when he saw a rounded smooth well-defined heap of water detach itself from the prow of a barge brought to rest and proceed without change of shape or diminution of speed for over two miles along the Union Canal linking Edinburgh with Glasgow. He described his observations in the following delightful terms:

*I was observing the motion of a boat which was rapidly drawn along a narrow channel by a pair of horses, when the boat suddenly stopped-not so the mass of water in the channel which it had put in motion; it accumulated round the prow of the vessel in a state of violent agitation, then suddenly leaving it behind rolled forward with great velocity, assuming the form of a large solitary elevation, a rounded, smooth and well-defined heap of water, which continued its course along the channel apparently without change of form or diminution of speed. I followed it on horseback, and overtook it still rolling on at a rate of some eight or nine miles an hour, preserving its original figure some thirty feet long and a foot to a foot and a half in height. Its height gradually diminished, and after a chase of one or two miles I lost it in the windings of the channel. Such, in the month of August 1834, was my first chance interview with that singular and beautiful phenomenon which I have called the Wave of Translation, ...*

John Scott Russell, Report on Waves (1844)

These observations were followed by extensive wave-tank experiments which established the following important properties of *solitary water waves*.

(i) These localized waves are bell-shaped and travel with permanent form and velocity.

(ii) In water of undisturbed depth  $h$  a wave of elevation  $a_m$ , towards which the crest points , propagates with velocity

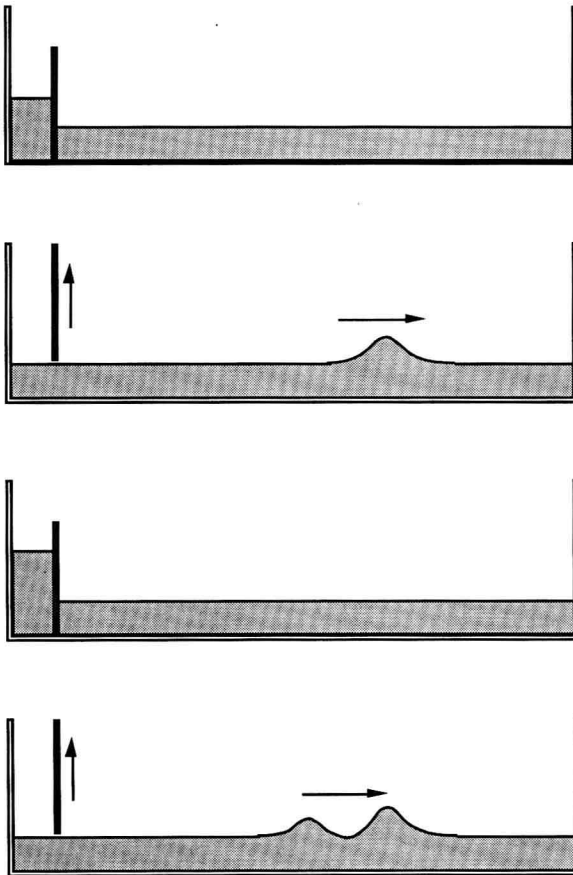
$$v = \sqrt{g(h+a_m)}, \quad (1.4)$$

where  $g$  is the gravity.

(iii) An initial elevation of water might, depending on the relation between its height and length, evolve into a pure solitary wave, a single solitary wave plus a residual wave train, or two or more solitary waves with or without a residual wave train, as represented in Fig.1.5.

(iv) Solitary waves can cross each other without change of any kind.

(v) Solitary waves of depression are not observed: an initial depression is transformed into an oscillatory wave train of gradually increasing length and decreasing amplitude, as shown in Fig.1.6.



**Fig.1.5.** (a) Evolution of an initial elevation of water into (b) a pure solitary wave without a residual wave train (c) Evolution of an initial elevation of water into: (d) two solitary waves.