



Bonus
CD-ROM includes
royalty-free
versions for use
in your designs

Marine Animals -Book and CD-

Make Thousands of
Customized Graphics
from Hundreds of
Image Templates

by
ricorico



rockport

J532/W7

Marine Animals



©2011 by ricorico

All rights reserved. No part of this book may be reproduced in any form without written permission of the copyright owners. All images in this book have been reproduced with the knowledge and prior content of the artists concerned and no responsibility is accepted by producer, publisher, or printer for any infringement of copyright or otherwise, arising from the contents of this publication. Every effort has been made to ensure that credits accurately comply with information supplied.

First published in 2011 in the USA by
Rockport Publishers, a member of
Quayside Publishing Group
100 Cummings Center / 406-L
Beverly, Massachusetts 01915
USA
Phone: 987-282-9590
Fax: 978-283-2742
www.rockpub.com

Illustrations for Templates: Curl, Miwa Hirose, Yuki Kobayashi
Illustrations for Components: RYOKEN
Illustrations for Examples In Use: Andrew Potheary (forbiddencolour)
Art Direction: Katsuya Moriizumi
Design: Andrew Potheary (forbiddencolour)
Translation: Alma Reyes (ricorico)
Editing: Rico Komanoya (ricorico)

ISBN-13: 978-1-59253-659-7
ISBN-10: 1-59253-659-X

10 9 8 7 6 5 4 3 2 1

Printed in China

CONTENTS

*How to Use This Book and
the CD-ROM* **9**

Examples of Templates in Use **10**

Templates **24–119**

Components **120–141**

*License Agreement for the
CD-ROM Files* **143**

About the Author **144**



J532/W7

Marine Animals

©2011 by ricorico

All rights reserved. No part of this book may be reproduced in any form without written permission of the copyright owners. All images in this book have been reproduced with the knowledge and prior content of the artists concerned and no responsibility is accepted by producer, publisher, or printer for any infringement of copyright or otherwise, arising from the contents of this publication. Every effort has been made to ensure that credits accurately comply with information supplied.


First published in 2011 in the USA by
Rockport Publishers, a member of
Quayside Publishing Group
100 Cummings Center / 406-L
Beverly, Massachusetts 01915
USA
Phone: 987-282-9590
Fax: 978-283-2742
www.rockpub.com

Illustrations for Templates: Curl, Miwa Hirose, Yuki Kobayashi
Illustrations for Components: RYOKEN
Illustrations for Examples In Use: Andrew Potheary (forbiddencolour)
Art Direction: Katsuya Moriizumi
Design: Andrew Potheary (forbiddencolour)
Translation: Alma Reyes (ricorico)
Editing: Rico Komanoya (ricorico)

ISBN-13: 978-1-59253-659-7
ISBN-10: 1-59253-659-X

10 9 8 7 6 5 4 3 2 1


Printed in China





Marine Animals


by **ricorico**



CONTENTS

<i>How to Use This Book and the CD-ROM</i>	9
<i>Examples of Templates in Use</i>	10
<i>Templates</i>	24-119
<i>Components</i>	120-141
<i>License Agreement for the CD-ROM Files</i>	143
<i>About the Author</i>	144





HOW TO USE THIS BOOK AND THE CD-ROM

This volume is a collection of usable artworks for designers and artists that features hundreds of popular and thematic subjects. It is designed to highlight the following categories:

Templates: *These are designed to be used as is, or to be manipulated, edited, and/or modified as preferred, for your personal and professional use. This chapter lies in the middle section of the book, and shows one item per page in order for you to see its details.*



Examples of Applied Templates: *In the following page, and before the Templates chapter begins, there are seventeen variations of examples of the applied templates illustrated in this chapter. From printed materials to interior decoration items, you can see how effectively the entire template drawing or a part of it can be rendered.*





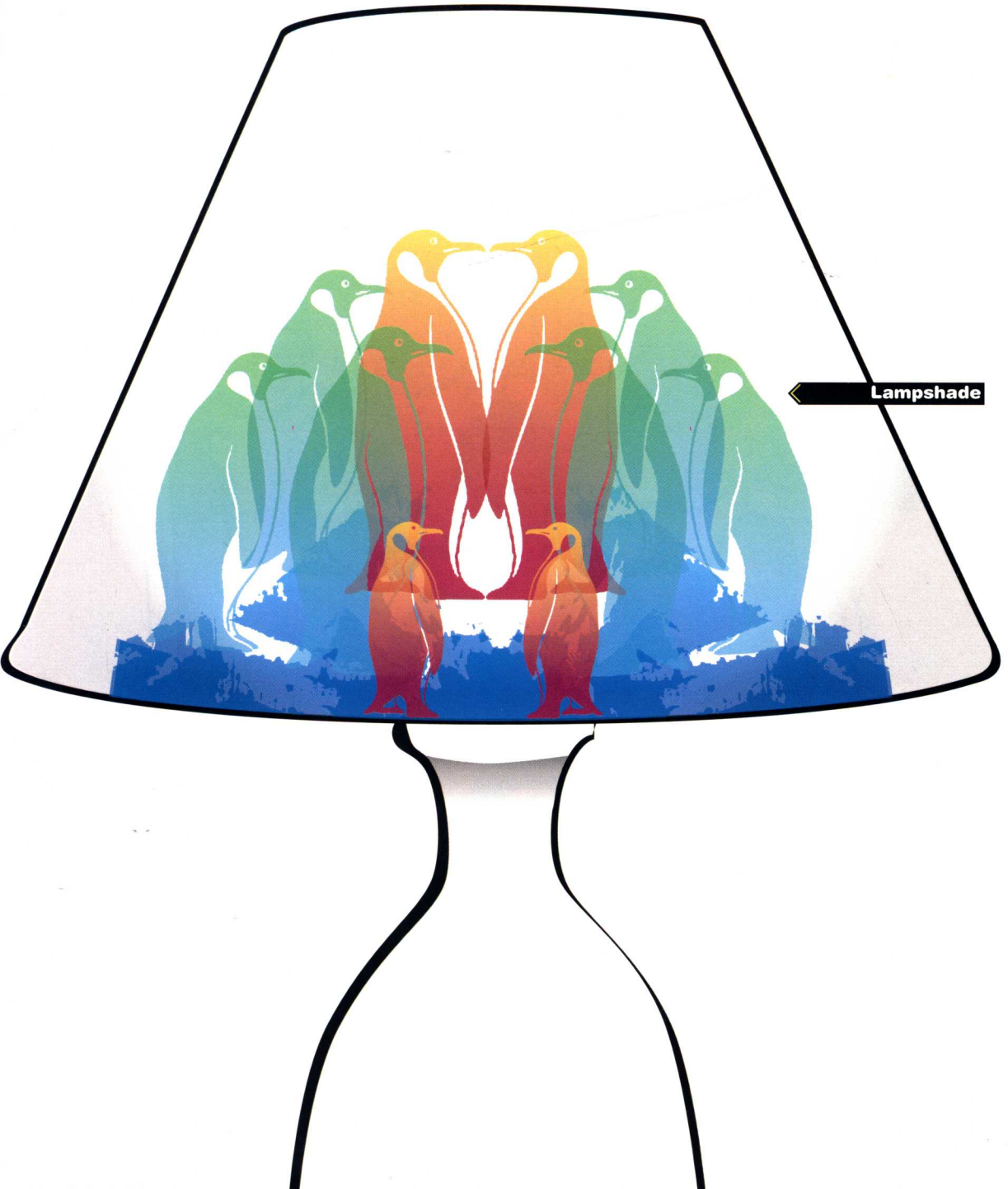
Components: *All templates are made of multiple components introduced in this chapter. These components can be used as single or combined items, or joined with other components from other templates, to create your own unique and original artworks. The file numbers of the components correspond to the page number of the template illustrations.*



CD-ROM: *All the original files for the templates and components are digitally archived both in JPEG and in Adobe Illustrator vector files in the CD-ROM that is attached at the end of the book.*



EXAMPLES**Greeting card****Bookmark**





Dust jacket

