

08

亚洲设计
ASIA DESIGN

INTERIOR BEST COLLECTION

深圳市南海艺术设计有限公司 / 主编
Shenzhen Nanhai Art Design Co., Ltd. / Editor in chief

运动 · 娱乐空间
RECREATION SPORTS SPACE

南海出版公司

图书在版编目(CIP)数据

运动·娱乐空间 / 深圳市南海艺术设计有限公司主编. —海口: 南海出版公司, 2004.2
(亚洲设计; 8)

ISBN 7-5442-2610-7

I.运... II.深... III.文娱活动—公共建筑—室内装饰—建筑设计—图集 IV.TU242.4-64

中国版本图书馆CIP数据核字 (2003) 第076618号

YAZHOU SHEJI 08 —— YUNDONG·YULE KONGJIAN
亚洲设计 08 —— 运动·娱乐空间

主 编	深圳市南海艺术设计有限公司		
责任编辑	陈正云 周诗鸿		
封面设计	深圳市南海艺术设计有限公司		
出版发行	南海出版公司	电话 (0898) 65350227	
社 址	海口市蓝天路友利园大厦 B 座 3 楼	邮编	570203
电子信箱	nhcbgs@0898.net		
经 销	新华书店		
印 刷	深圳宝峰印刷有限公司	电话 (0755) 25571666	
开 本	635mm×965mm	1/8	
印 张	30		
版 次	2004年2月第1版	2004年2月第1次印刷	
书 号	ISBN 7-5442-2610-7		
定 价	198.00元		

南海版图书 版权所有 盗版必究

如有印刷装订质量问题,请直接与印刷厂联系调换



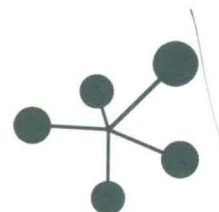
INTERIOR BOOKS COLLECTION

江苏工业学院图书馆
藏书章

亚洲设计 08
ASIA DESIGN

深圳市南海艺术设计有限公司 / 主编
Shenzhen Nanhai Art Design Co., Ltd. / Editor in chief

运动·娱乐空间 RECREATION SPORTS SPACE



南海出版公司

2004·海口

Nanhai Publishing Co.
2004 Haikou

目 录

前言 / Preface

体育及娱乐场所室内室外环境设计规划

Interior and exterior environment design plan for sports and entertainment facilities

Kang, Ho Seop/Ansan技术学院室内设计系教授、德国室内设计硕士

Kang, Ho seop / Professor of Dept. of Interior Design, Ansan College of Technology

Interior Design(M.S) in Germany

4

中国作品 / Chinese Project

金海滩度假村 / Golden Beach Resort

10

上海美格菲健身中心 / Megafit (Shanghai) Fitness Center

14

任意球酒吧 / Free Kick Bar

24

康祺健美俱乐部 / Kangqi Fitness Club

28

上海领先美容发型创作中心淮海店

Shanghai Lingxian Beauty & Hairstyle Center Huaihai Store

32

首脑美容美发 / Shounao Beauty Center

40

深圳市游泳跳水馆 / Shenzhen Swimming & Diving Gym

48

马特龙休闲运动 / Matelong Leisure Sports Center

54

力美健健身俱乐部 / Total Fitness Club

58

上海威尔士健身俱乐部 / Shanghai Welsh Fitness Club

62

上海星之健健身中心 / Shanghai Star Fitness Center

66

巨星堡台球俱乐部 / Star Castle Billiard Club

74

国外作品 / Overseas Project

JEJU湖山乡村俱乐部 / JeJu Lake Hills Country Club Clubhouse

82

c o n t e n t s

Anyang的 Benest 高尔夫俱乐部 / Benest Golf Club in Anyang	96
韩亚 C.C 俱乐部 / Asiana C.C Clubhouse	106
Gaya 乡村俱乐部 / Gaya Country Club Clubhouse	118
Bally Total 健身俱乐部Seohyeon分部 / Bally Total Fitness Seohyeon Branch	126
Mayfield 酒店健身俱乐部 / Mayfield Hotel Fitness Club	134
Chungdam-dong的加州健身中心 / California Fitness Center in Chungdam-dong	140
运动地带 / Spozone	148
Bally Total 健身俱乐部 Pyeongchon 分部 / Bally Total Fitness Pyeongchon Branch	154
Posco 健身中心 / Posco Fitness Center	160
TEHERAN SPA / Teheran Spa	166
EAT 护肤&Spa / EAT Skin & Spa	172
KIMPO 机场韩亚航空休息室 / Asiana Airlines Lounge in Kimpo Airport	182
虫虫网吧 / BUG BUG PC Zone	188
SUK女士桑拿 / Women's Sauna Suk	194
GUNPO的世界珍宝桑拿 / World Jewel Sauna in Gunpo	198
凯西美甲店 / Kathy's Nail	204
Mok-dong公寓 Inch by Inch / Inch by Inch in Mok-dong	214
仁川国际机场休息室 / Incheon International Airport Lounge	222

设计师&作品 / Designer & Works

Choi,Seo kyung Midas 山谷高尔夫俱乐部 / Choi, Seo kyung Midas Valley Golf Club	230
Choi, Seo kyung Blue Heron 高尔夫俱乐部(贵宾区)	
Choi, Seo kyung Blue Heron Golf Club (V.I.P Zone)	236

体育及娱乐场所室内室外环境设计规划

Kang, Ho Seop/Ansan技术学院室内设计系教授、德国室内设计硕士

第1章 娱乐设施/主题公园

1. 主题公园的概念

主题公园是围绕一个选定的主题为中心而营造的休闲公园，其整体环境、娱乐设施和活动设备等也是围绕这一主题进行组织运作。主题公园通常以我们在过去拥有的共同的经历，或者是我们孩提时代的美好记忆，或者是幻想的世界为主题。把这些主题结合在一起，重新进行诠释再融合，然后通过建筑表现出来。然而，近来工业国家用他们的社会和经济模式来定性我们的传统文化，这一模式渐渐占了主流。为了遏制这种势头，我们要进行新的文化尝试。更确切地说，和历史相结合的教育场所正逐渐向以形象为主的主题公园转变。主题公园不仅是虚构世界的现实化，更是在历史和文化基础上教育经验的体现场所。它不应该被看作是对现实的摆脱，而应该是与历史传统文化的另一种方式链接。

2. 主题公园的空间组合计划

(1) 主题公园内容的计划

① 主题

不管主题公园是否与科学、动物、历史、文化有关，它都要为丰富的想象和舒适的环境提供有意义的主题。无论在何种情况下，主题都要保证其明确的商业性、教育性和视觉上的感受。有时，它们以整体的夸张手法来吸引游客。通常，对抽象主题来说，公园的风景、水景、流动的空间和移动图案，这几个在同一主体下相互关联的个体的统一是非常重要的。

② 表现方法

事实上，在主题环境提供令人愉悦的享受的同时，向游客传递与主题相关的信息和吸引游客的注意力有着很重要的联系。因此，主题公园的所有演出活动与活动设施都应该按照能最大限度地给观众提供足够的主题信息来组织设计。同样的，也要实行不同的策略来吸引一个家庭从老到小的各个成员。在这里，能够创造出形象幻觉的一些设备是必须的，电子设备、视频和音频设备在这里能够给游客创造出更多的梦幻气氛。

③ 交通线路的设计

为了保证游客能在主题公园内的各个区域间自由穿行，更快地找到心仪的娱乐设施，修建中心路、主路和中心广场，以及把握正确方向，避免迷路，观察塔、适当地点的路标牌、简单的信息牌等醒目的路标将帮助游客顺利地在大公园里游玩。客流的流动很容易受售票系统的影响，出口和入口处的宣传标志将在很大程度上影响整个客流的流向并考验整个公园的食宿接待能力。

第2章 健身设备/运动中心

1. 运动中心的分类

根据Major and Field Classification Table of Korea Interior Design Association分类标准，运动中心可以按3个标准进行分类。第一类标准，取决于地点的不同，可以分为市区运动中心、居民运动场所和郊区运动场所。第二类标准，根据它的范围可以分为大众的、个人的和独立单位的。第三类标准，按设备使用者的不同分为会员制和公共制两种。

2. 运动中心的设计计划

(1) 游泳池

室内游泳池是运动中心的一个主要内容。在城区的一幢独立大楼内一些泳池的某个部分使用了透明的玻璃原料，这样人便能透过玻璃墙清楚地看到里面。在这种开放式的泳池边，人能感受到活泼的气氛，不会感觉那么烦躁，同时还能看他们的孩子游泳。瓷砖的颜色基本上是以白色、米黄色和浅蓝色为主。主墙使用了很多色彩斑斓的图案，这就要求在设计时必须考虑如何体现出瓷砖这些外在特性。室内游泳池为了给夜间游泳者提供方便，在水面处和其他主要的地方要安装亮度超过100瓦的灯光系统。在天花板安装一盏荧光灯通常就是这个目的。在一些休闲游泳池里，安装了一些防水的支架和折射灯，就是为了营造舒适和安逸的气氛。

(2) 健身俱乐部

健身俱乐部是为那些想锻炼肌肉的人士提供服务的地方。一般来讲，健身俱乐部可以分为大、中、小三种类型。大的装备着长跑跑道，而中型的或者小型的只有健身器械。在最后选择装修材料时，通常是木质地板铺地、瓷砖装修墙面，墙的另一面用镜子来装饰。天花板的样式完全依靠设计者的思路来进行施工，同时建议使用折射光而不用直射光，因为折射光不会刺激游泳者的眼睛，同时中浅色的瓷砖能够营造安逸舒适的气氛。为了不让在跑步机上的人感到枯燥，在跑步机前或者天棚上安装一台电视是个不错的主意。

(3) 有氧健身俱乐部

有氧健身俱乐部通常用木质地板装饰，这在上文已经提及了，其他细节也和上文提及的很相似。如果有氧健身俱乐部和健身俱乐部距离的位置比较近，那么对双方都有利。有氧健身俱乐部的主要顾客是女性，她们喜欢在运动时听一些令人高兴的音乐，所以在独立的空间内安装一套音响设备是必须的。同时建议在有氧健身俱乐部的内墙用镜子进行装修，在墙上和天花板上用隔音材料包装起来。灯光的颜色也要和有氧健身俱乐部内部色调统一。

(4) 室内高尔夫练习俱乐部

室内高尔夫俱乐部，一般由几个涂成绿色的练习台、高尔夫仿真练习系统、高尔夫技术鉴别系统、平衡摇摆台、更衣室、前台、办公室和休息室组成。练习台应该高出地面5~15厘米，如果天花板的空间足够大，那么就可以用低一点的隔离板把各个房间隔离开来。通常选择15毫米的夹板做练习台的装饰原料，然后再涂上绿色的颜料。在练习的席子下铺上橡胶垫很有好处。墙面可以用印花来进行装饰，这样看起来会与众不同，网可以折三折，放在距离墙20厘米的地方。通常用水泥铺在台阶上，并涂以绿色。大厅内的高背椅要和设计手册上的风格一致。为了使内部的图案与其他的绿颜色区别开来，可以做一些装饰，升高地板也是可取的。

(5) 壁球、网球场

内部的墙和地板应该完全平行，同时墙面之间的夹角必须有90度，这样能保证球弹回时在一个正常的路线内。要仔细选择有很强韧性的装修材料，但是要符合场地的要求，坚固耐用。场地里的墙要承受很大的压力，墙面不要用喷洒的石膏，建议用涂抹的，这样做的好处是墙的颜色比较浅，而且很接近自然色，又不会因为太亮而刺眼。壁球场地要用手工的木质地板，地板的颜色要很浅。为了保证地板的弹力达到最大，在地板上要铺设防震橡胶。壁球场地的天花板要求在5.7米，室内照明要求至少在380瓦，当场地的底线在标准的1米高时，场地的灯光在举行职业比赛时就要达到500~600瓦。场地的墙是由两块巨大的玻璃和一扇玻璃门组成的，它是由30厘米宽的玻璃支撑架支撑的，同时它的高度也要保持在2.13米。

(6) 桑拿

在游泳池和健身俱乐部里，桑拿房一般是公共的淋浴室。其他类型的桑拿房都是独立经营的，有自己的独特功能。桑拿房一般是由许多不同的房间组成，包括站冲淋浴室、坐冲淋浴室、热水淋浴室、冷水淋浴室、蒸气室、擦抹按摩粉房间和其他的不同功能的房间。桑拿房的地板一般是用家庭式的人工大理石，墙面用石头或者瓷砖装饰起来，天花板用铝和不锈钢的PVC材料。在这里，也要用质量很轻的防水支架。

(7) 健康检查室

把健康检查室设在健身中心的入口处是个不错的主意。在这里，所有的仪器设备都按照它的使用程序安排好，一些必要的桌椅、沙发可以为检查完身体，等待健身的人提供一个休息的地方。这里也需要一些小的橱柜用来存放个人的健康信息和相关资料。至于地板装饰材料，建议选择瓷砖铺在地面上。

Interior and exterior environment design plan for sports and entertainment facilities

Kang, Ho seop / Professor of Dept. of Interior Design, Ansan College of Technology
Interior Design(M.S) in Germany

Chapter 1. Entertainment facility / Theme park

1. Concept of a theme park

A theme park is a leisure park where, under a certain theme selected, the entire environment housing entertainment and event facilities are organized and operated. Themes in the theme park are mostly mutual experience we had in the past, memories in the childhood or imaginary world. The theme park is created when those themes are reinterpreted and visualized to physical structure. Recently, the prevailing industrialization standardized our traditional culture with its own social and economic pattern. Against this trend, the possibility for new cultural attempts is sought for.

2. Space planning for theme park

(1) Components for theme park planning

① Themes

The theme park, regardless of whether the theme is related to science, animal, history or culture, should be able to provide meaningful themes and motives for rich imagination and comfortable environment. In whatever cases, themes should contain definitely commercial, educational, visual sense and aspect. They can be sometimes exaggerated to attract visitors and contribute to giving unified design concept.

Generally, for abstract themes applied, consistent concept of landscape, water scape, the flow of spaces, moving pattern by transportation method, interrelation of each area by theme and its unification are important.

② Representation method

In fact, under an environment providing entertaining experiences, communicating messages of a theme to people is directly related to drawing attention itself. Accordingly, all shows, events and facilities in a theme park should be arranged and designed enough to give messages to audiences with each feature and atmosphere stressed at its maximum. Also, various tactics should be employed to appeal to all family unit of members from the old to the young. Like this, detailed and concrete representation methodology related to visualized illusions is very important. A variety of electronic devices and visual and audio equipment can be used to produce more dramatic mood.

③ Plan for traffic line

To ensure a smooth flow of lots of audiences through each area of the theme park and easy findings of desired facilities, precisely calculated traffic line plan is required. Therefore, marking center roads, main roads or central square will help to find the destinations and direction more easily and avoid confusion of audiences. Easily noticeable landmarks such as observation tower, properly allocated and located sign boards, simple information map can be lots of help for audiences to tour around the large park. The flow and traffic line of audiences can be affected by ticketing system. Entrance and exit points of each attraction influence the entire flow of audiences and accommodation capability of the park.

Chapter 2. Physical training facilities / Sports center

1. Classification of sports centers

According to Major and Field Classification Table of Korea Interior Design Association, Sports center, which belongs to space for physical exercise, can be classified into three types. First type, based on the location, includes urban, resident and suburban type of sport center. The second one is classified into multi-complex, individual building and separate unit facility, based on its scale. The third classification by operation method is into facilities for members-only, the public and the mix-up of two types respectively.

2. Design planning of sports center

(1) Swimming pool

Indoor swimming pool is a key component and important space of sports center. Some indoor swimming pools in a separate building of the urban area have certain parts finished with transparent glass materials, which enables people to look into the transparent wall. In these opening type of pools, people can enjoy the bustling

atmosphere and feel less bored, watching their children swimming.

The entire tone of color for tiles is white, beige and light blue and main walls uses graphic arts, reflecting physical feature of tiles as a design point. Indoor swimming pools, the surface of water for night time swimming and other main place should be equipped with lighting devices maintaining more than 100lx. A fluorescent lamp attached to the ceiling is usually used for this. Recently, in premium swimming pool, water proof bracket and indirect lighting is partly applied to create comfortable and cozy atmosphere.

(2) Fitness club

Fitness club is a place serving for the purpose of developing physical strength. Fitness club is classified into large ones equipped with jogging track and medium or small sized ones with only fitness devices. For main finishing materials, wood flooring or tile carpet is used and the one side of walls is finished by mirror.

The shape of ceiling fully depends on the intended plan of the designer but indirect lighting rather than direct lighting is suggested not to stimulate sight of users at exercise and mild and soft color tone is better for cozy atmosphere. In order to soothe people feeling bored, working out at the running machine, to set a video monitor on the front and upper ceiling is usually done.

(3) Aerobic club

Aerobic club is usually finished with wood flooring as mentioned above and other details are also similar to the above. Aerobic and fitness club have synergy effects when closely located. Because the main customers for aerobic club are women and they like to exercise while listening to cheerful music, separate space to set audio system is required. Also, it is recommended inner wall of aerobic club are finished with mirror from the top to the floor and the other walls and the ceiling with sound proof materials. Light color goes well with the energetic place.

(4) Indoor golf drill club

Indoor golf drill club is composed of drilling stage, putting green, golf simulation system, golf clinic system, balance swing stage, fitting room, front, office and break room. Stage should be set 5-15cm in its height to divide from floor and if there is enough room for the ceiling, low partition can be used. 15mm of plywood is usually selected for finishing materials of stage and Kony Green is foiled out on it after then. Strong rubber mat is good for swing mat. The wall can look different by the use of wall printings for decoration effects and net should be 20cm distant from the wall and of 3 folds setting. To give proper ups and downs to the floor of putting green, cement is normally used. Hall cups are located in accordance with the designed manual. To differentiate putting green from other spots, proper landscape, decoration or heighten floor can be applied.

(5) Squash, racketball court

Inner walls and floor should be perfectly parallel and make 90 degree at its angle, which enable balls to be bounced in a consistent pattern. Finishing materials with a high durability should be carefully selected and applied precisely and firmly. The pressure strength of walls should be relatively high and plaster is suggested instead of spraying. It should be white and natural and the color should contain no brightness.

The floor of squash court should be made of wooden material with nailing spots hidden. The color of wood should be largely light. To ensure elasticity at its maximum, a shock-absorption rubber should be spreaded out. It is regulated that the height to the ceiling is at least 5.7m and the intensity of illumination is at least 380 lx., when measured at 1m high from the finishing line of the floor, and it should be increased to 500-600 lx for professional games.

The glass wall close to the gate is made of two large pieces of glass and one gate, which are supported by 30cm width of glass prop and the height should remain at 2.13 m.


(6) Sauna

Sauna can be used as a public shower room where it leads to the fitting room of swimming pool. The other type of sauna is separately operated for its own function. Sauna is composed of many types of rooms for standing shower, sitting shower, hot water bath, cold water bath, steaming bath, various types of sauna rooms and powder room. The floor is usually finished with domestically manufactured marble, the wall with stones and tiles and the ceiling with aluminum and PVC materials without rust. Water proof bracket with low lightness is used.

(7) Health check room

Health check room is better when it is located, closed to the entrance of fitness center. In the health check room, each equipment and device for checking is organized in its order of use. Furnitures (table, chair, sofa) is necessary for counselling about exercise plan after checking process. Also cabinet to keep personal record on counselling and relative information is required. For finishing materials of the floor, tile carpet on the OA floor is preferred.

UNITE



and

BOOK



ART

金海滩度假村 Golden Beach Resort



▲接待区 Reception area

▼楼梯 Stairs



建筑面积: 2000m²

摄影: 陈思

装修材料: 装饰石、墙布、玻璃钢、地板

Built Area: 2000m²

Photograph: Chen Si

Finish: Decorative stones, wall fabric, glass steel, floor



▲ 休闲区 Recreation area

▼ 桌球室 Billiard room






▲大堂一角 One corner of lobby



▲过道 Corridor



▲桌球室 Billiard room



▲吧台 Bar counter

本案设计时尚，流露着一种前沿生活的气息。大堂朴实而自然，地板以经过打磨的天然石块为铺垫，楼梯的拐角饰以绿化盆景及鲜花，亲切自然。墙面以石块形图案的墙布装饰，更凸显了天然的主题。吧台简约实用，色彩对比强烈，灯光的烘托也增添了此处轻松的气氛。桌球区墙壁为圆弧形，线条的变换与色彩的搭配向人们展现了现代装饰手法中简约的风格，唯美造型在这里尽情显现。

This fashionable design is brimming over with an avant-garde lifestyle. The lobby appears plain and reposeful, while the floor is cushioned with polished natural stones. The corners on the staircase are adorned with green bonsais and fresh flowers, beautiful and natural. The wall surface stresses the theme of nature, which is decorated with stone brick patterns. The simplified and practical bar counter becomes easeful and joyous with the colors in intensive contrast and the backup of lighting effects. Here on the arc wall of the billiard zone, the variance of lines and coordination of colors show the simplicity in modern decorating techniques and bring the aesthetic style into full play.



▲茶座 Teahouse

▼桌球室 Billiard room



上海美格菲健身中心 Megafit (Shanghai) Fitness Center

投 资 商: 迪臣发展国际集团有限公司

建筑面积: 4,500m²

摄 影: 周 末

装修材料: 木材、清玻、地砖、涂料等

Investor: Deson Development International Holdings Limited

Built Area : 4,500m²

Photograph : Zhou Mo

Finish : Wood, clear glass, floor tiles, paint etc.



