
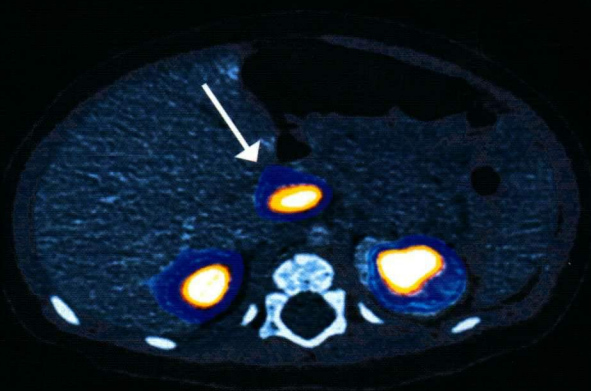


50
YEARS



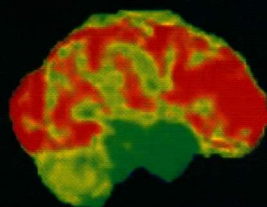
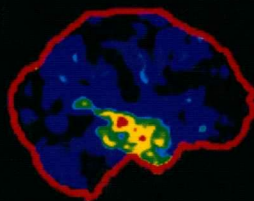
The Institute of Nuclear Medicine

University College NHS Foundation Trust
and University College London



FESTSCHRIFT

OCTOBER 2011



FESTSCHRIFT
The Institute of Nuclear Medicine
50 Years

University College NHS Foundation Trust
and
University College London

October 2011

Dedication:

The families of the Staff of the Institute of Nuclear Medicine

Acknowledgements

We are most grateful for the significant secretarial and editing support given by Mariam Cullum and Hansa Jadeja, and their many years of dedicated service to the Institute.

We wish to acknowledge all the present and past staff, who over many years, offered loyalty and commitment, with valuable contributions. We also acknowledge the meritorious contributions made by two past staff: Professor P H Jarritt and Dr. Durval Costa.

ISBN-13 978-3-642-24714-9 Springer-Verlag Berlin Heidelberg New York

Bibliographic information Deutsche Bibliothek

The Deutsche Bibliothek lists this publication in Deutsche Nationalbibliographie; detailed bibliographic data is available in the internet at <<http://dnb.ddb.de>>.

This work is subject to copyright. All rights are reserved, whether the whole or part of the material is concerned, specifically the rights of translation, reprinting, reuse of illustrations, recitation, broadcasting, reproduction on microfilms or in any other way, and storage in data banks. Duplication of this publication or parts thereof is permitted only under the provisions of the German Copyright Law of September 9, 1965, in its current version, and permission for use must always be obtained from Springer-Verlag. Violations are liable to prosecution under the German Copyright Law.

Springer Medizin

Springer-Verlag GmbH

ein Unternehmen von Springer Science+Business

springer.de

© Springer-Verlag Berlin Heidelberg 2012

The use of general descriptive names, registered names, trademarks, etc. in this publications does not imply, even in the absence of a specific statement, that such names are exempt from the relevant protective laws and regulations and therefore free for general use.

Product liability: The publishers cannot guarantee the accuracy of any information about dosage and application contained in this book. In every individual case the user must check such information by consulting the relevant literature.

Cover Images represent:

- Treatment of paediatric cancer (whole body)
- Diagnosing abnormal focus of hyperinsulinism in the pancreas of 3 month infant (Section image)
- Localizing site of refractory Temporal Lobe Epilepsy in non lesional MR
- Pre-clinical iodine-125 labelled state-dependent sodium channel (VGSC) tracer in Balb/C mice with apparent uptake in brown adipose tissue.

Planning: Diana Kraplow, Heidelberg

Project management: Dr. Astrid Horlacher, Heidelberg

Typesetting and cover design: Fotosatz-Service Köhler GmbH – Reinhold Schöberl, Würzburg

SPIN 80114646

18/5141 – 5 4 3 2 1 0

Content

Part I: The first 25 Years 1961–1985

E.S. Williams and P.J. Ell

Forewords	15
Preface	19
Introduction	23
What is Nuclear Medicine?	29
Early Days	35
In Vitro Research and Development	41
In Vivo Research and Development up to 1976	47
In Vivo Research and Development: 1976-1986	59
Physiological Research	79
Teaching	87
The Future	93
References	97

Part II: Growth and Progress 1986–2011

Bone Densitometry and Osteoporosis	I. Cullum and P.J. Ell	129
Brain Blood Flow and Neuroreceptor Imaging	P.J. Ell	133
Neuroreceptor Studies		135
The Sentinel Node	P.J. Ell	139
Nuclear Cardiology		145
The Institute and its European Impact	P.J. Ell	151
The Institute and the Lancet	P.J. Ell	155
PETCT: June 1999 to February 2006	All Staff	158
The new UCLH Hospital and the Institute of Nuclear Medicine	P.J. Ell and I. Cullum	165
Radiochemistry and Pre-clinical First Steps	E. Arstad	171
Medical physics and evolving technology: hybrid systems and solid state imaging	B.F. Hutton	177
Treating Disease	J. Bomanji	201
The Institute and the Comprehensive Biomedical Research Centre (CBRC)	P.J. Ell	209
PETMR and The Charity University College London Hospitals	P.J. Ell	217
Conclusion		223
References: 1986–2011		225

FESTSCHRIFT
The Institute of Nuclear Medicine
50 Years

University College NHS Foundation Trust
and
University College London

October 2011

Dedication:

The families of the Staff of the Institute of Nuclear Medicine

Acknowledgements

We are most grateful for the significant secretarial and editing support given by Mariam Cullum and Hansa Jadeja, and their many years of dedicated service to the Institute.

We wish to acknowledge all the present and past staff, who over many years, offered loyalty and commitment, with valuable contributions. We also acknowledge the meritorious contributions made by two past staff: Professor P H Jarritt and Dr. Durval Costa.

ISBN-13 978-3-642-24714-9 Springer-Verlag Berlin Heidelberg New York

Bibliographic information Deutsche Bibliothek

The Deutsche Bibliothek lists this publication in Deutsche Nationalbibliographie; detailed bibliographic data is available in the internet at <<http://dnb.ddb.de>>.

This work is subject to copyright. All rights are reserved, whether the whole or part of the material is concerned, specifically the rights of translation, reprinting, reuse of illustrations, recitation, broadcasting, reproduction on microfilms or in any other way, and storage in data banks. Duplication of this publication or parts thereof is permitted only under the provisions of the German Copyright Law of September 9, 1965, in its current version, and permission for use must always be obtained from Springer-Verlag. Violations are liable to prosecution under the German Copyright Law.

Springer Medizin

Springer-Verlag GmbH

ein Unternehmen von Springer Science+Business

springer.de

© Springer-Verlag Berlin Heidelberg 2012

The use of general descriptive names, registered names, trademarks, etc. in this publications does not imply, even in the absence of a specific statement, that such names are exempt from the relevant protective laws and regulations and therefore free for general use.

Product liability: The publishers cannot guarantee the accuracy of any information about dosage and application contained in this book. In every individual case the user must check such information by consulting the relevant literature.

Cover Images represent:

- Treatment of paediatric cancer (whole body)
- Diagnosing abnormal focus of hyperinsulinism in the pancreas of 3 month infant (Section image)
- Localizing site of refractory Temporal Lobe Epilepsy in non lesional MR
- Pre-clinical iodine-125 labelled state-dependent sodium channel (VGSC) tracer in Balb/C mice with apparent uptake in brown adipose tissue.

Planning: Diana Kraplow, Heidelberg

Project management: Dr. Astrid Horlacher, Heidelberg

Typesetting and cover design: Fotosatz-Service Köhler GmbH – Reinhold Schöberl, Würzburg

SPIN 80114646

18/5141 – 5 4 3 2 1 0

Content

Part I: The first 25 Years 1961–1985

E.S. Williams and P.J. Ell


Forewords	15
Preface	19
Introduction	23
What is Nuclear Medicine?	29
Early Days	35
In Vitro Research and Development	41
In Vivo Research and Development up to 1976	47
In Vivo Research and Development: 1976-1986	59
Physiological Research	79
Teaching	87
The Future	93
References	97

Part II: Growth and Progress 1986–2011

Bone Densitometry and Osteoporosis	I. Cullum and P.J. Ell	129
Brain Blood Flow and Neuroreceptor Imaging	P.J. Ell	133
Neuroreceptor Studies		135
The Sentinel Node	P.J. Ell	139
Nuclear Cardiology		145
The Institute and its European Impact	P.J. Ell	151
The Institute and the Lancet	P.J. Ell	155
PETCT: June 1999 to February 2006	All Staff	158
The new UCLH Hospital and the Institute of Nuclear Medicine	P.J. Ell and I. Cullum	165
Radiochemistry and Pre-clinical First Steps	E. Arstad	171
Medical physics and evolving technology: hybrid systems and solid state imaging	B.F. Hutton	177
Treating Disease	J. Bomanji	201
The Institute and the Comprehensive Biomedical Research Centre (CBRC)	P.J. Ell	209
PETMR and The Charity University College London Hospitals	P.J. Ell	217
Conclusion		223
References: 1986–2011		225



Dr. Jamshed Bomanji MD PhD FRCP FRCR
Head
Department of Nuclear Medicine



Professor Peter J. Ell FMedSci Dr. HC
Senior Investigator NIHR
Consultant Physician UCLH
Emeritus Professor UCL

FROM THE PRESIDENT AND PROVOST
PROFESSOR MALCOLM GRANT CBE MA LL D



September 2011

How best to describe Peter Eli? An icon? A beacon? An inspirational leader? All are accurate but none completely captures the influence and inspiration that Peter has brought to the development of nuclear medicine. His reputation has been global and remarkable.

The 50th birthday of the Institute is therefore most worthy of celebration, and this book provides an important historical record. Peter has laid foundations which will bear the weight of much future development in this critically important area in which UCL and UCLH have so strong a combined interest.

University College London Gower Street London WC1E 6BT
Tel: +44 (0)20 7679 7234 Fax: +44 (0)20 7388 5412
www.ucl.ac.uk/provost Email: provost@ucl.ac.uk

Chief Executive's Office

Trust Headquarters
2nd Floor Central
250 Euston Road
London
NW1 2PG

It is a great privilege to celebrate the Golden Jubilee of the Institute of Nuclear Medicine with this impressive Festschrift. It is a historical document, narrating the creation of the Institute in 1961 by Sir Brian Windeyer, up to the present time. Already in 1985, Sir Brian Windeyer stated that the Institute had undoubtedly achieved an important place in modern medicine and it continues to flourish today.

UCL and UCLH have created an impressive powerhouse of biomedical research and clinical practice over recent years, built upon their historical strengths. The Institute of Nuclear Medicine has played an important part in this success and I would like to pay tribute to Professor Peter Ell for his visionary leadership of the Institute for much of its existence.


In all these years, the Institute has been at the forefront of the development of this medical speciality, based on the application of the radioactive tracer methodology. It is in this field that the vision "Atoms for Peace" finds its highest expression.

The Festschrift documents the relentless and admirably progress achieved, over these 50 years. Possibly much before the concept of translational medicine become a by word for modern research endeavour, the Institute has put in practice this concept, in cancer, cardiovascular and neurodegeneration.

Nuclear Medicine is a technological demanding and resource intense activity. It is truly multidisciplinary and requires the dedicated expertise of many disciplines: health physics, radiation physics, computer modelling, statistical analysis, technical and nursing expertise, and last but not least, the dedication of medical staff.

The Institute has superbly met these challenges. The UCLH Trust Board, supported by the UCLH Charity Trustees are proud to continue to support the Institute – now housed in a brand new department, it clearly continues to lead, stimulate and engage. Current investment in the UK's first PET/MR in the new ground-breaking Cancer Centre is a taste of what's in store for the next 50 years.

On behalf of the Board, and our grateful patients, I wish the Institute every success for the future.



Sir Robert Naylor
Chief Executive
University College London



UCL Hospitals is an NHS Foundation Trust comprising: The Eastman Dental Hospital, The Heart Hospital, Hospital for Tropical Diseases, National Hospital for Neurology & Neurosurgery, The Royal London Hospital for Integrated Medicine and University College Hospital (incorporating the former Middlesex Hospital and Elizabeth Garrett Hospitals

UCLH/UCL

Comprehensive Biomedical Research Centre

Translational research for patient benefit

University College 
London Hospitals
NHS Foundation Trust


National Institute for
Health Research



It is a great pleasure to acknowledge the international strength and superb leadership of the Institute for Nuclear Medicine. As a cutting edge discipline, the relevance of this area of expertise continues to increase.

One of the main planks of the current experimental medicine agenda is the ability to stratify patients based on complex characteristics. This is important in order to best target new therapies, or indeed, prevent unwanted side effects of interventions. There is no better example of a technology able to support such a programme as nuclear medicine. The ability to use probes for apoptosis, angiogenesis, cell proliferation and receptor status, to name a few, will become increasingly important in the ability of UCLH/UCL to deliver the best forms of stratified and experimental medicine. Placing this expertise together with the recent purchase of a PET/MR platform really places our institution in a good position.

I am delighted that the NIHR UCLH/UCL Comprehensive Biomedical Research Centre has been able to support some of the recent developments of the Institute, and, importantly, allow clinical academics the time to maximize the opportunity to exploit these technologies for key research initiatives.

On this occasion of the retirement of Peter Ell, I would like to pay tribute to his superb leadership, which not only has led to the current level of strength, but also will underpin the continual growth of the Institute in years to come.



Deenan Pillay

Deenan Pillay, Professor of Virology and Director NIHR UCLH/UCL CBRC
University College London, Cruciform Building, Gower Street, London WC1E 6BT



5th Floor East, 250 Euston Road, London NW1 2PG
Tel: 020 3447 9605 | Fax: 020 3447 9544 | www.uclhcharity.org.uk

The Charity has a long history of involvement with and support of the Institute of Nuclear Medicine and its outstanding development program and clinical service.

Since early 1999, when the Institute began work with Positron Emission Tomography, the Charity has been a contributor both in early-stage development and in funding major initiatives such as the first PETCT scanner in the United Kingdom (the first patient investigated in January 2002 at UCLH). Today, the Charity continues this close association and interest, not least through having Professor Peter Ell as one of our seven Trustees.

This Festschrift is testament to the professional development of the Institute from the early days of growth to the remarkable resources and dedicated professionalism available today. Over these 50 years, frequent restructuring has occurred to meet advances in improvements in health services and patient care. It has been one of the great strengths of the Institute to be able to meet all these challenges whilst maintaining consistent and constant progress.

Over the years, the staff of the Institute have rightly achieved international recognition and are widely seen as proud ambassadors for Nuclear Medicine.

Today, on behalf of all the Charitable Trustees, I would like to say how delighted we are to renew our long-term association with and commitment to the Institute by funding the first fully integrated PETMR in the country. It is hoped that the integration of PET and MR information will bring new knowledge in many of the most significant areas in medicine, enhancing the understanding of disease mechanisms, refining the unique pathology signature for each patient, and enabling early recognition of disease modification and response.

With considerable past achievements, exciting future development plans and highly dedicated staff we congratulate the Institute for the last 50 years and look forward to further progress and success.

Yours sincerely,

A handwritten signature in blue ink, appearing to read 'Nipin Lakshmi'.

Chairman
UCLH Charity

Senior Staff of the Institute of Nuclear Medicine



From Left:

Professor Simona Ben Haim, Professor Brian Hutton, Dr. Elizabeth Prvulovich,
Dr. Eric Arstad, Mrs. Wendy Waddington

Below: Dr. Ashley Groves and Dr. Irfan Kayani. Missing from this group are Dr. Ian Cullum
and Dr. Leon Menezes



The Staff of the Institute of Nuclear Medicine



