


 WILEY-VCH

Encyclopedia of Molecular Cell Biology and Molecular Medicine

Edited by Robert A. Meyers

Volume 4

Second Edition
Elec-FTIR



Encyclopedia of Molecular Cell Biology and Molecular Medicine

Edited by Robert A. Meyers

Second Edition

Volume 4

Electric and Magnetic Field Reception to FTIR of Biomolecules



**WILEY-
VCH**

WILEY-VCH Verlag GmbH & Co. KGaA

Editor:

Dr. Robert A. Meyers
President, Ramtech Limited
3715 Gleneagles Drive
Tarzana, CA 91356
USA

This book was carefully produced. Nevertheless, authors, editors, and publisher do not warrant the information contained therein to be free of errors. Readers are advised to keep in mind that statements, data illustrations, procedural details or other items may inadvertently be inaccurate.

Library of Congress Card No.: applied for

British Library Cataloguing-in-Publication

Data: A catalogue record for this book is available from the British Library.

Die Deutsche Bibliothek-CIP-Cataloguing-

in-Publication Data. A catalogue record for this publication is available from Die Deutsche Bibliothek.

©WILEY-VCH Verlag GmbH & Co. KGaA
Weinheim, 2004

All rights reserved (including those of translation into other languages). No part of this book may be reproduced in any form – nor transmitted or translated into machine language without written permission from the publishers. Registered names, trademark, etc. used in this book, even when not specifically marked as such are not to be considered unprotected by law.

Printed in the Federal Republic of Germany.
Printed on acid-free paper.

Composition: Laserwords Private Ltd,
Chennai, India

Printing: Druckhaus Darmstadt GmbH,
Darmstadt

Bookbinding: Buchbinderei Schaumann
GmbH, Darmstadt

ISBN 3-527-30546-7

**Encyclopedia of Molecular Cell Biology
and Molecular Medicine**

Edited by Robert A. Meyers

Volume 4

**Electric and Magnetic Field Reception
to FTIR of Biomolecules**

Encyclopedia of Molecular Cell Biology and Molecular Medicine

Editorial Board

- *Werner Arber, Biozentrum, University of Basel, Switzerland
- *David Baltimore, California Institute of Technology, Pasadena, USA
- *Günter Blobel, The Rockefeller University, New York, USA
- Martin Evans, Cardiff University, United Kingdom
- *Paul Greengard, The Rockefeller University, New York, USA
- Avram Hershko, Technion, Israel Institute of Technology, Haifa, Israel
- *Robert Huber, Max Planck Institute of Biochemistry, Martinsried, Germany
- *Aaron Klug, MRC Laboratory of Molecular Biology Cambridge, United Kingdom
- *Stanley B. Prusiner, University of California, San Francisco, USA
- *Bengt Samuelsson, Karolinska Institutet, Stockholm, Sweden
- *Phillip A. Sharp, Massachusetts Institute of Technology, Cambridge, USA
- Alexander Varshavsky, California Institute of Technology, Pasadena, USA
- Akiyoshi Wada, RIKEN, Yokohama, Japan
- Shigeyuki Yokoyama, RIKEN, Yokohama, Japan
- *Rolf M. Zinkernagel, University Hospital Zurich, Switzerland
- *Nobel Laureate

Preface

The *Encyclopedia of Molecular Cell Biology and Molecular Medicine*, which is the successor and second edition of the *Encyclopedia of Molecular Biology and Molecular Medicine* (VCH Publishers, Weinheim), covers the molecular and cellular basis of life at a university and professional researcher level. The first edition, published in 1996–97, was very successful and is being used in libraries around the world. This second edition will almost double the first edition in length and will comprise the most detailed treatment of both molecular cell biology and molecular medicine available today. The Board Members and I believe that there is a serious need for this publication, even in view of the vast amount of information available on the World Wide Web and in text books and monographs. We feel that there is no substitute for our tightly organized and integrated approach to selection of articles and authors and implementation of peer review standards for providing an authoritative single-source reference for undergraduate and graduate students, faculty, librarians, and researchers in industry and government.

Our purpose is to provide a comprehensive foundation for the expanding number of molecular biologists, cell biologists, pharmacologists, biophysicists, biotechnologists, biochemists, and physicians, as well as for those entering molecular cell biology and molecular medicine from majors or careers in physics, chemistry, mathematics, computer science, and engineering. For example, there is an unprecedented demand for physicists, chemists, and computer scientists who will work with biologists to define the genome, proteome, and interactome through experimental and computational biology.

The Board Members and I first divided the entire study of molecular cell biology and molecular medicine into primary topical categories and further defined each of these into subtopics. The following is a summary of the topics and subtopics:

- *Nucleic Acids*: amplification, disease genetics overview, DNA structure, evolution, general genetics, nucleic acid processes, oligonucleotides, RNA structure, RNA replication and transcription.
- *Structure Determination Technologies Applicable to Biomolecules*: chromatography, labeling, large structures, mapping, mass spectrometry, microscopy, magnetic resonance, sequencing, spectroscopy, X-ray diffraction.
- *Biochemistry*: carbohydrates, chirality, energetics, enzymes, biochemical genetics, inorganics, lipids, mechanisms, metabolism, neurology, vitamins.

- *Proteins, Peptides, and Amino Acids*: analysis, enzymes, folding, mechanisms, modeling, peptides, structural genomics (proteomics), structure, types.
- *Biomolecular Interactions*: cell properties, charge transfer, immunology, recognition, senses.
- *Cell Biology*: developmental cell biology, diseases, dynamics, fertilization, immunology, organelles and structures, senses, structural biology, techniques.
- *Molecular Cell Biology of Specific Organisms*: algae, amoeba, birds, fish, insects, mammals, microbes, nematodes, parasites, plants, viruses, yeasts.
- *Molecular Cell Biology of Specific Organs or Systems*: excretory, lymphatic, muscular, nervous, reproductive, skin.
- *Molecular Cell Biology of Specific Diseases*: cancer, circulatory, endocrinal, environmental stress, immune, infectious, neurological, radiational.
- *Pharmacology*: chemistry, disease therapy, gene therapy, general molecular medicine, synthesis, toxicology.
- *Biotechnology*: applications, diagnostics, gene-altered animals, bacteria and fungi, laboratory techniques, legal, materials, process engineering, nanotechnology, production of classes or specific molecules, sensors, vaccine production.

We then selected some 400 article titles and author or author teams to cover the above topics. Each article is designed as a self-contained treatment which begins with a keyword section including definitions, to assist the scientist or student who is unfamiliar with the specific subject area. The Encyclopedia includes more than 3000 key words, each defined within the context of the particular scientific field covered by the article. In addition to these definitions, the glossary of basic terms found at the back of each volume, defines the most commonly used terms in molecular cell biology. These definitions, along with the reference materials (the genetic code, the common amino acids, and the structures of the deoxyribonucleotides) printed at the back of each volume, should allow most readers to understand articles in the Encyclopedia without referring to a dictionary, textbook, or other reference work. There is, of course, a detailed subject index in Volume 16 as well as a cumulative table of contents and list of authors, as well as a list of scientists who assisted in the development of this Encyclopedia.

Each article begins with a concise definition of the subject and its importance, followed by the body of the article and extensive references for further reading. The references are divided into secondary references (books and review articles) and primary research papers. Each subject is presented on a first-principle basis, including detailed figures, tables and drawings. Because of the self-contained nature of each article, some articles on related topics overlap. Extensive cross-referencing is provided to help the reader expand his or her range of inquiry.

The articles contained in the Encyclopedia include core articles, which summarize broad areas, directing the reader to satellite articles that present additional detail and depth for each subject. The core article Brain Development is a typical example. This 45-page article spans neural induction, early patterning, differentiation, and wiring at a molecular through to cellular and tissue level. It is directly supported, and cross-referenced, by a number of molecular neurobiology satellite articles, for example, Behavior Genes, and further supported by other core presentations, for example,

Developmental Cell Biology; Genetics, Molecular Basis of, and their satellite articles. Another example is the core article on Genetic Variation and Molecular Evolution by Werner Arber. It is supported by a number of satellite articles supporting the evolutionary relatedness of genetic information, for example, Genetic Analysis of Populations.


Approximately 250 article titles from the first edition are retained, but rewritten, half by new authors and half by returning authors. Approximately 80 articles on cell biology and 70 molecular biology articles have been added covering areas that have become prominent since preparation of the first edition. Thus, we have compiled a totally updated single source treatment of the molecular and cellular basis of life.

Finally, I wish to thank the following Wiley-VCH staff for their outstanding support of this project: Andreas Sendtko, who provided project and personnel supervision from the earliest phases, and Prisca-Maryla Henheik, who served as the managing editor.

November 2003

Robert A. Meyers
Editor-in-Chief

Editor-in-Chief



Robert A. Meyers

Dr. Meyers earned his Ph.D. in organic chemistry from the University of California Los Angeles, was a post-doctoral fellow at California Institute of Technology and manager of chemical processes for TRW Inc. He has published in *Science*, written or edited 12 scientific books and his research has been reviewed in the *New York Times* and the *Wall Street Journal*. He is one of the most prolific science editors in the world having originated, organized and served as Editor-in-Chief of three editions of the *Encyclopedia of Physical Science and Technology*, the *Encyclopedia of Analytical Chemistry* and two editions of the present *Encyclopedia of Molecular Cell Biology and Molecular Medicine*.


Editorial Board



Werner Arber

Biozentrum, University of Basel, Switzerland


Nobel Prize in Physiology/Medicine for the discovery of restriction enzymes and their application to problems of molecular genetics



David Baltimore

California Institute of Technology, Pasadena, USA


Nobel Prize in Physiology/Medicine for the discoveries concerning the interaction between tumor viruses and the genetic material of the cell



Günter Blobel

The Rockefeller University, New York, USA

Nobel Prize in Physiology/Medicine for the discovery that proteins have intrinsic signals that govern their transport and localization in the cell



Martin Evans

Cardiff University, United Kingdom

Lasker Award for the development of a powerful technology for manipulating the mouse genome, which allows the creation of animal models of human disease



Paul Greengard

The Rockefeller University, New York, USA

Nobel Prize in Physiology/Medicine for the discoveries concerning signal transduction in the nervous system



Avram Hershko

Technion – Israel Institute of Technology, Haifa, Israel

Lasker Award for the discovery and the recognition of the significance of the ubiquitin system of regulated protein degradation



Robert Huber

Max Planck Institute of Biochemistry, Martinsried, Germany

Nobel Prize in Chemistry for the determination of the three-dimensional structure of a photosynthetic reaction centre



Aaron Klug

MRC Laboratory of Molecular Biology Cambridge, United Kingdom

Nobel Prize in Chemistry for the development of crystallographic electron microscopy and his structural elucidation of biologically important nucleic acid-protein complexes



Stanley B. Prusiner

University of California, San Francisco, USA

Nobel Prize in Physiology/Medicine for the discovery of Prions – a new biological principle of infection



Bengt Samuelsson

Karolinska Institute, Stockholm, Sweden

Nobel Prize in Physiology/Medicine for the discoveries concerning prostaglandins and related biologically active substances



Phillip A. Sharp

Massachusetts Institute of Technology, Cambridge, USA
Nobel Prize in Physiology/Medicine for the discoveries of split genes



Alexander Varshavsky

California Institute of Technology, Pasadena, USA
Lasker Award for the discovery and the recognition of the significance of the ubiquitin system of regulated protein degradation



Akiyoshi Wada

RIKEN Yokohama Institute, Japan
Director of the RIKEN Genomic Science Center



Shigeyuki Yokoyama

RIKEN Yokohama Institute, Japan
Head of the RIKEN Structural Genomics Initiative



Rolf M. Zinkernagel

University Hospital Zurich, Switzerland
Nobel Prize in Physiology/Medicine for the discoveries concerning the specificity of the cell mediated immune defence

List of Contributors

Trevor K. Archer

Laboratory of Molecular Carcinogenesis,
National Institutes of Health,
Research Triangle Park, NC,
USA

Elizabeth Baker

University of Adelaide,
Department of Pediatrics,
Adelaide,
Australia

George N. Bennett

Department of Biochemistry and Cell
Biology,
Rice University,
Houston, TX,
USA

Claus-Thomas Bock

Department of Molecular Pathology,
University of Tübingen,
Germany

Franklyn F. Bolander

Department of Biological Sciences,
University of South Carolina,
Columbia,
USA

Maureen K. Bunger

Laboratory of Molecular Carcinogenesis,
National Institutes of Health,
Research Triangle Park, NC,
USA

Robert D. Burgoyne

The Physiological Laboratory,
University of Liverpool,
Liverpool,
UK

Mark R. Chance

Department of Physiology and Biophysics,
Albert Einstein College of Medicine,
Bronx, NY,
USA

Donald C. Chang

Hong Kong University of Science and
Technology,
Kowloon,
Hong Kong

Caretha L. Creasy

Division of Genomic and Proteomic
Sciences,
GlaxoSmithKline Pharmaceutical Research
and Development,
Collegeville, PA,
USA

Christine Debouck

Division of Genomic and Proteomic
Sciences,
GlaxoSmithKline Pharmaceutical Research
and Development,
Collegeville, PA,
USA

Jock K. Findlay

Prince Henry's Institute of Medical Research,
Victoria,
Australia

Susanne Franz

German Cancer Research Center,
Applied Tumor Virology,
Heidelberg,
Germany

Betty J. Gaffney

Department of Biological Sciences,
BIO Unit 1,
Tallahassee, FL,
USA

Ilse Gantois

Department of Medicine,
University of Antwerp,
Antwerp,
Belgium

Gareth Griffiths

European Molecular Biology Laboratory,
Heidelberg,
Germany

Jing-Qu Guan

Departments of Physiology and Biophysics,
Albert Einstein College of Medicine,
Bronx, New York,
USA

Barry Halliwell

Department of Biochemistry,
National University of Singapore,
Singapore

David M. Jameson

Department of Cell and Molecular Biology,
University of Hawaii,
Honolulu, HI,
USA

R. Frank Kooy

Department of Biomedical Sciences,
University of Antwerp,
Antwerp,
Belgium

Howard D. Lipshitz

Department of Molecular and Medical
Genetics,
University of Toronto,
Toronto,
Canada

George P. Livi

Division of Genomic and Proteomic Sci-
ences,
GlaxoSmithKline Pharmaceutical Research
and Development,
Collegeville, PA,
USA

Alan Morgan

The Physiological Laboratory,
University of Liverpool,
Liverpool,
UK

Eberhard Neumann

Department for Physical Chemistry and
Biophysical Chemistry,
University of Bielefeld,
Bielefeld,
Germany

Charles Onwulata

Eastern Regional Research Center,
U.S. Department of Agriculture,
Wyndmoor, PA,
USA

Guck T. Ooi

Prince Henry's Institute of Medical
Research,
Victoria,
Australia

Ben A. Oostra

Department of Clinical Genetics,
Erasmus MC,
Rotterdam,
The Netherlands

Michael G. Ormerod

34 Wray Park Road,
Reigate,
UK

Frederica P. Perera

Columbia Center for Children's
Environmental Health,
Columbia, NY,
USA

Amanda T. Pickup

Program in Developmental Biology,
The Hospital for Sick Children,
Toronto,
Canada

Aladdin Pramanik

Department of Biochemistry and
Biophysics,
Karolinska Institute,
Stockholm,
Sweden

Phoebe X. Qi

Eastern Regional Research Center,
U.S. Department of Agriculture,
Wyndmoor, PA,
USA

Nathaniel Rothman

Division of Cancer Epidemiology and
Genetics,
National Cancer Institute,
Bethesda,
USA

Ka-Yiu San

Institute of Biosciences
and Bioengineering,
Rice University,
Houston, TX,
USA

Paul A. Schulte

Centers for Disease Control
and Prevention,
National Institute for Occupational Safety
and Health,
Cincinnati, OH,
USA

John Sommerville

School of Biology,
University of St. Andrews,
St. Andrews,
UK

Barbara Stuart

Department of Chemistry, Materials and
Forensic Science,
University of Technology,
Sydney,
Australia

Grant R. Sutherland

Department of Cytogenetics and Molecular
Genetics,
Women's and Children's Hospital,
Adelaide,
Australia

Keiji Takamoto

Departments Physiology and Biophysics,
Albert Einstein College of Medicine,
Bronx, NY,
USA

Hadiya A. Watson

Department of Biology,
The Johns Hopkins University,
Baltimore, MD,
USA

Beverly Wendland

Department of Biology,
The Johns Hopkins University,
Baltimore, MD,
USA

Jerker Widengren

Department of Physics,
Royal Institute of Technology,
Stockholm,
Sweden

Ronit Wilk

Department of Molecular and Medical
Genetics,
University of Toronto,
Toronto,
Canada

Mark Von Zastrow

University of California San Francisco,
Department of Psychiatry,
San Francisco, CA,
USA

Hanswalter Zentgraf

German Cancer Research Center,
Applied Tumor Virology,
Heidelberg,
Germany

Color Plates

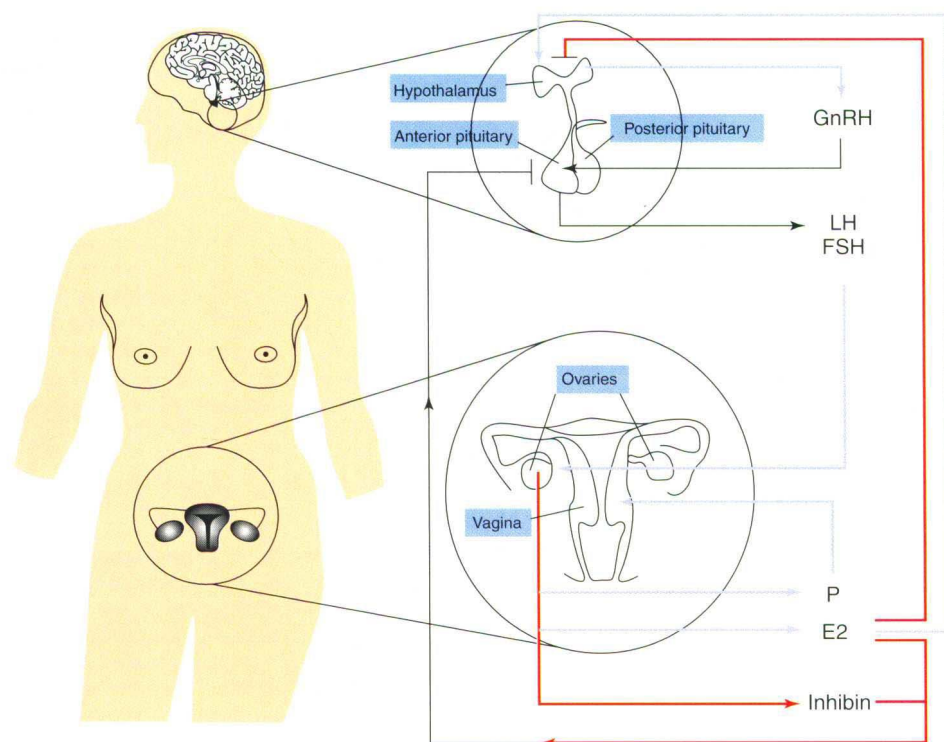


Fig. 1 (p. 383) Hormonal feedback control of the hypothalamic–pituitary–ovarian–uterine axis. Positive feedback is indicated by the blue lines, negative feedback by the red lines, and arrows indicate the direction of the controlling pathways. Estrogen has both positive and negative control on the hypothalamus, depending on the stages of follicular development.