


Idealhome




hamlyn

THE INTERIOR DESIGN
BIBLE

JENNY HASTIE

Idealhome



An Hachette Livre UK Company
www.hachettelivre.co.uk

First published in Great Britain in 2009 by
Hamlyn, a division of Octopus Publishing
Group Ltd
2-4 Heron Quays, London E14 4JP
www.octopusbooks.co.uk

Design and layout © Octopus Publishing
Group Ltd 2009
Text © Octopus Publishing Group Ltd 2009
Photography © IPC Media Limited 2009

Distributed in the U.S. and Canada by
Octopus Books USA:
c/o Hachette Book Group USA
237 Park Avenue
New York NY 10017

All rights reserved. No part of this work
may be reproduced or utilized in any form
or by any means, electronic or mechanical,
including photocopying, recording or by
any information storage and retrieval
system, without the prior written permission
of the publisher.

ISBN 978-0-600-61725-9

A CIP catalogue record for this book is
available from the British Library

Printed and bound in China

10 9 8 7 6 5 4 3 2 1

CONTENTS

INTRODUCTION 6

STYLE AND COLOUR 8

BRIGHT IDEAS:
WAYS WITH COLOUR 50

ASSESS YOUR SPACE 64

BRIGHT IDEAS:
ONE ROOM, THREE WAYS 92

FINISHES AND FURNITURE 104

BRIGHT IDEAS:
SWATCH SELECTOR 148

YOUR DESIGN SCHEME 168

BRIGHT IDEAS:
DIY QUICK REFERENCE GUIDE 192

FAST FIXES AND
FINISHING TOUCHES 210


BRIGHT IDEAS:
FAST FIXES 236

INDEX 252

ACKNOWLEDGEMENTS 256



THE INTERIOR DESIGN BIBLE






hamlyn

THE INTERIOR DESIGN
BIBLE

JENNY HASTIE

Idealhome



An Hachette Livre UK Company
www.hachettelivre.co.uk

First published in Great Britain in 2009 by
Hamlyn, a division of Octopus Publishing
Group Ltd
2-4 Heron Quays, London E14 4JP
www.octopusbooks.co.uk

Design and layout © Octopus Publishing
Group Ltd 2009
Text © Octopus Publishing Group Ltd 2009
Photography © IPC Media Limited 2009

Distributed in the U.S. and Canada by
Octopus Books USA:
c/o Hachette Book Group USA
237 Park Avenue
New York NY 10017

All rights reserved. No part of this work
may be reproduced or utilized in any form
or by any means, electronic or mechanical,
including photocopying, recording or by
any information storage and retrieval
system, without the prior written permission
of the publisher.

ISBN 978-0-600-61725-9

A CIP catalogue record for this book is
available from the British Library

Printed and bound in China

10 9 8 7 6 5 4 3 2 1

CONTENTS

INTRODUCTION 6

STYLE AND COLOUR 8

BRIGHT IDEAS:
WAYS WITH COLOUR 50

ASSESS YOUR SPACE 64

BRIGHT IDEAS:
ONE ROOM, THREE WAYS 92

FINISHES AND FURNITURE 104

BRIGHT IDEAS:
SWATCH SELECTOR 148

YOUR DESIGN SCHEME 168

BRIGHT IDEAS:
DIY QUICK REFERENCE GUIDE 192

FAST FIXES AND
FINISHING TOUCHES 210

BRIGHT IDEAS:
FAST FIXES 236

INDEX 252

ACKNOWLEDGEMENTS 256



INTRODUCTION

Decorating the interior of your home helps bring the space to life. Selecting fabrics, colours and furniture and combining them to create unique room schemes is a process that should be a joy to undertake and one which leads to a home that's as individual as you are.


This book aims to demystify the process of interior design. For a thorough overview, you may choose to read it cover to cover, but equally you can dip in and out to find help with your current decorating decision, whether that's choosing a particular look and picking from the vast array of materials on the market, devising a way to make your space work harder for you, or mixing and matching accessories that will pull the whole scheme together.

Use the beautiful images to give you inspiration for your rooms, and follow your instincts as to which looks you like and which are practical for your lifestyle. If you approach the redesign of your home not only with careful planning but also a keen sense of enjoyment, you'll be well on your way to creating a home that's a pleasure for you to live in.









STYLE AND COLOUR

WHAT'S YOUR STYLE?

Each of us has our own personal style. Over the years, as we move from house to house, possibly acquiring partners, children and pets, our style alters as we change and grow but still remains unique to us.

While there will always be practical restraints on how we decorate – whether it is the amount of money we have to spend or necessary compromises with those with whom we live – the most successful decorating schemes are those which please our senses and suit our lifestyles. Influences from around the world, both historical and geographical, mean we're able to decorate in any style we wish. Antiques from Britain and France, textiles from India, Africa and China, and simple painted furniture from Scandinavia and The USA are all to be found within our homes. It's this exhilarating choice that can make picking one particular style seem an impossible feat. To make it easier, this introduction to styles is broken into three main strands:

traditional, classic and modern. You will find various ideas and combinations of styles within these three strands; when you've found a look you love, use the ideas as foundations for your own scheme at home.

While it's important you love the look of your rooms, you won't enjoy living in them unless the décor suits both your lifestyle and its surroundings. Aim to pick a style that works with the proportions of your home. Large pieces of contemporary furniture may crowd a tiny sitting room, while diminutive cottage-style antiques could look equally out of place in a modern open-plan apartment. *Assess Your Space* looks at how to get the most out of your available space, so if you'd like more inspiration turn to page 64.



Upholstery in delicate shades of soft oyster adds a luxurious feel to this sophisticated sitting room. Long linen curtains, which pool on the floor, look opulent and glamorous.

You could point to modern, traditional, classical and ethnic influences in this bedroom, but the unifying choice of colours and materials means they combine together successfully.



CHOOSING YOUR STYLE

Having a basic idea of your likes and dislikes will help you understand which style is right for you. Here are some questions to ask yourself.

Do you like informal or formal room layouts?

- ☐ Formal rooms have a symmetrical and organized furniture arrangement, frequently with sets of coordinating pieces of furniture. (Try a classic style)
- ☐ Informal rooms take a more relaxed approach to furniture layout: the furniture may not match, and the overall feeling is one of comfort. (Consider a traditional style)

Are you a traditionalist, or do you look to the future? Do you like:

- ☐ A historical look? (A traditional style may be for you)
- ☐ A look that's up to the minute? (A modern style may be the best option)
- ☐ A style that will stand the test of time? (A classic style may suit your rooms)

What kind of atmosphere do you like your rooms to have?

- ☐ Simple and restrained. (Try a classic or modern style)
- ☐ Cosy. (a traditional style may suit you best)
- ☐ Streamlined or organized. (Go for either a classic or modern style)

What kind of furniture instantly appeals to you?

- ☐ Sophisticated furniture made from top-quality materials. (Try a classic or modern style)
- ☐ Antique or vintage furniture that's been handed down the generations. (Try a traditional style)
- ☐ Classic designs that won't date. (Try a classic or modern style)

Remember: there's no right answer to any of these questions; the key is to be honest with yourself and choose a look that feels right for you.

TRADITIONAL STYLE

Traditional style is warm, cosy and expected. To create a room decorated in the traditional style it's important that the scheme looks as though it has evolved over time, so choose timeless ingredients and subtle (decorating) shades for the perfect traditional mix.

You can decorate according to a historical period, or in keeping with the age of your house if you live in a period property, but it's also possible to create a successful traditional style in a modern home simply by collecting together a well-chosen arrangement of pieces of furniture, accessories and decorative elements that are selected for their timeless, traditional qualities, their understated charm, and their weathered yet easy appeal. Well-loved pieces with vintage charm are preferable to anything that looks too new.

Choose natural materials, which take on more character as they age. Wood that burnishes when polished, stone that develops a rich patina, carpets and natural flooring that bring a mix of texture and pattern to rooms – all are materials which help create a style that looks as if it has developed over time. Fabrics for curtains, cushions, bedlinen and upholstery include chintz, linen, cotton prints, tweed and wool; whatever you choose, the emphasis is on fabrics that have a naturalness and soft drape.

When it comes to choosing furniture, go for antiques or pieces of modern furniture that have been designed

to resemble designs from our past. Plain timber cabinetry such as wooden kitchen chairs, chests of drawers in bedrooms, and dressers in kitchens and dining rooms all conjure up a traditional air, while in the sitting room unstructured, loose covers on sofas and armchairs suit the style. Although the room's layout may look informal, the furniture is arranged carefully to fill the available space; traditional-style rooms contain plenty of furniture but are not overcrowded.

ASPECTS OF TRADITIONAL STYLE

Traditional style can be interpreted in many ways, but the most popular looks to recreate in today's homes are Traditional Country, Traditional Scandinavian and Traditional Beach House. Over the next few pages you will find ways to recreate these looks, and while each look is unique you will also see similarities between the styles – in the materials chosen, for example, or the atmosphere created by the finished room.

There's no need to follow a single style slavishly, and it's also possible to reinterpret the looks for your home by adding aspects of the classic and modern styles covered later in the chapter. So, if after looking at these styles you realize you love the country look, but prefer it with a modern twist, see Modern Country (page 30) for further inspiration. These two styles aren't too far apart in influence, but the modern execution is less rustic. Or, if you prefer a little glitz and glamour in your rooms, you can add a touch of Classic Glamour (see page 22) to any of these traditional looks by introducing some luxurious fabrics to the mix: exchange plain cotton bedspreads for a satin throw on a bed, or add some textured silk cushions to sofas or armchairs.



A selection of cushions and throws in a mix of natural, textural fabrics brings comfort and cosiness to this traditional living room, while mirrors and glass accessories help the daylight move around the room.



Floral curtains, plain painted walls and accessories in pastel tones of sage green and pale pink all combine to create a scheme with traditional country overtones. Pretty sheer drapes add a sense of romance.

Key characteristics

Materials: wood, stone, tiles, wool carpet, natural flooring.

Furniture: antique, upholstered, well-made wooden furniture, loose covers.

Fabrics: chintz, linen, cotton, prints, tweed, wool.

Patterns: florals, stripes, checks.

Influences and key words: historical, not bucking the trend, rough-hewn, weathered, timeless, loved, heirloom.