

ENGLISH
ENGLISH
ENGLISH
ENGLISH
ENGLISH
For Today

Book One: AT HOME AND AT SCHOOL
The National Council of Teachers of English

Second Edition

ENGLISH FOR TODAY

Second Edition

Book One: AT HOME AND AT SCHOOL

THE NATIONAL COUNCIL OF TEACHERS OF ENGLISH

Project Director

WILLIAM R. SLAGER

DEPARTMENT OF ENGLISH, UNIVERSITY OF UTAH

Chief Revisers

LOIS McINTOSH

UNIVERSITY OF CALIFORNIA AT LOS ANGELES

WILLIAM R. SLAGER

DEPARTMENT OF ENGLISH, UNIVERSITY OF UTAH

Senior Consultant

HAROLD B. ALLEN

UNIVERSITY OF MINNESOTA

Consultant for Readings

BERNICE E. LEARY

McGraw-Hill International Book Company

New York · St. Louis · San Francisco · Düsseldorf
Johannesburg · Kuala Lumpur · London · Mexico
Montreal · New Delhi · Panama · Rio de Janeiro
Singapore · Sydney · Toronto

NCTE Advisory Committee for *English for Today*

HAROLD B. ALLEN, University of Minnesota, *Chairman*

ALBERT H. MARCKWARDT, Princeton University

WILLIAM R. SLAGER, University of Utah

ROBERT F. HOGAN, *ex officio*, *Executive Secretary*, NCTE

Manuscript Reviewers: ROY G. CURTIS, GEORGE OWEN,

ANGELA PARATORE

ENGLISH FOR TODAY

Book One: At Home and at School

Second Edition

Copyright © 1972 by the National Council of Teachers of English. All Rights Reserved.
No part of this publication may be reproduced, stored in a retrieval system,
or transmitted, in any form or by any means, electronic, mechanical, photocopying,
recording, or otherwise, without the prior written permission of the publisher.

Library of Congress Catalog Card Number 72-5105

ISBN 07-099462-5

First published in Australia

Printed and bound by McGraw-Hill Far Eastern Publishers (S) Ltd, Jurong, Singapore

Contents

Unit I DESCRIBING THINGS AND PEOPLE I

Lesson One	THINGS IN THE SCHOOL	1
	Sentences with <i>is</i>	
	Pronoun <i>it</i>	
	Structure words: <i>a, and, that, this, what</i>	
	DIALOGUE: "Hello. How Are You?"	6
Lesson Two	COLORS	7
	Sentences with <i>is</i>	
	Structure words: <i>the, or</i>	
	DIALOGUE: "Greetings"	14
Lesson Three	CLOTHES AND COLORS	15
	Sentences with <i>is</i> and <i>are</i>	
	Pronoun <i>they</i>	
	Noun plurals	
	Structure words: <i>these, those</i>	
	DIALOGUE: "Leave-taking"	23
Lesson Four	PEOPLE AND OCCUPATIONS	24
	Sentences with <i>is</i> and <i>are</i>	
	Pronouns <i>he</i> and <i>she</i>	
	<i>Too</i> as a sentence linker	
	Structure words: <i>too</i> (also), <i>both</i>	
	DIALOGUE: "Introductions, Formal and Informal"	29
Lesson Five	PEOPLE AND PLACES	30
	Sentences with <i>am, is, and are</i>	
	Pronouns <i>I, you, we, my</i>	
	Structure words: <i>from, where, in</i> (place), <i>but, who</i>	
	DIALOGUE: "On the Telephone"	35
	REVIEW	36

Lesson Six	ASKING ABOUT TIME AND DATES	38
	Expressions for telling time, days of the week, and months of the year	
	The cardinal and ordinal numbers	
	Imperative sentences	
	Structure words: <i>after</i> (time), <i>to</i> (time), <i>of</i> , <i>with</i>	
	WRITING: "Words"	44
Lesson Seven	ASKING ABOUT NAMES, AGES, AND PLACES OF ORIGIN	46
	Expressions for asking about name, age, and date and place of birth	
	Pronouns <i>his</i> and <i>her</i>	
	<i>So</i> as a sentence linker	
	Imperative sentences	
	Structure words: <i>how</i> (old), <i>when</i> , <i>so</i> (also), <i>at</i> (place)	
	WRITING: "Sentence Beginnings and Ends"	52
Lesson Eight	TALKING ABOUT FAMILY RELATIONSHIPS	54
	Statements with <i>have</i> and <i>has</i>	
	Noun possessives	
	Pronouns <i>their</i> , <i>hers</i> , <i>mine</i> , <i>yours</i> , <i>our</i> , <i>ours</i> , and <i>theirs</i>	
	Imperative sentences	
	Structure words: <i>whose</i> , <i>about</i>	
	WRITING: "Asking Questions"	61
Lesson Nine	TALKING ABOUT LOCATION	64
	Sentences with <i>there is</i> and <i>there are</i>	
	Imperative sentences	
	Structure words: <i>there</i> (expletive), <i>on</i> (place), <i>any</i> , <i>some</i> , <i>how many</i>	
	WRITING: "Answering Questions"	77
Lesson Ten	GIVING DIRECTIONS	79
	Imperative sentences (affirmative and negative)	
	Pronoun <i>them</i>	
	Statements with <i>has/have</i> compared with statements with <i>there is/are</i>	
	Structure words: <i>by</i> (place), <i>don't</i>	
	WRITING: "Affirmative and Negative, Singular and Plural"	85
	REVIEW	86

Lesson Eleven	DOING THINGS NOW	89
	Sentences with the progressive construction (present tense)	
	READING AND WRITING: "Reading, Writing, Drawing, and Playing" 96	

Lesson Twelve	WAITING, LISTENING, LOOKING	99
	Sentences with the progressive construction	
	Prepositional verbs <i>wait for</i> , <i>look at</i> , and <i>listen to</i>	
	Particle verbs <i>pick up</i> and <i>put away</i>	
	Suggestions with <i>let's</i>	
	Structure words: <i>all</i> , <i>let's</i>	
	READING AND WRITING: "Waiting, Listening, and Looking" 108	

Lesson Thirteen	MAKING CHANGE	111
	Statements with <i>need/needs</i> and <i>want/wants</i>	
	Sentences with indirect objects	
	Pronouns <i>me</i> , <i>him</i> , <i>her</i> , <i>us</i>	
	Mass nouns <i>coffee</i> , <i>tea</i> , and <i>milk</i>	
	Structure words: <i>for</i> , <i>to</i> (making indirect object)	
	READING AND WRITING: "At the Snack Bar" 119	

Lesson Fourteen	GOING PLACES	121
	Sentences with the progressive construction, talking about future time	
	Structure words: <i>how</i> (by what means), <i>by</i> (plus means of transportation)	
	READING AND WRITING: "Going Places" 129	

Lesson Fifteen	WHAT ARE YOU GOING TO BE?	131
	Sentences with <i>going to</i> , talking about future intention	
	<i>Too</i> , <i>so</i> , <i>either</i> , and <i>neither</i> as sentence linkers	
	Structure words: <i>an</i> , <i>going to</i> , <i>either</i> , <i>neither</i>	
	READING AND WRITING: "Someday" 139	
	REVIEW	140

Unit IV THINGS WE DO EVERY DAY 143

Lesson Sixteen	WE GO TO SCHOOL	143
	Sentences with the simple present tense	
	Structure words: <i>every</i> , <i>do/does</i> (auxiliary)	
	READING AND WRITING: "A Typical Day" 150	

Lesson Seventeen	PEOPLE AND ANIMALS	152
	Sentences in the simple present tense	
	Sentences with <i>too, so, either, and neither</i>	
	as sentence linkers	
	Structure word: <i>which</i>	
	READING AND WRITING: "The New Apartment"	157

Lesson Eighteen	FOOD AND DRINK	160
	Sentences with the simple present tense	
	Count and mass nouns	
	READING AND WRITING: "Breakfast, Lunch, and Dinner"	166

Lesson Nineteen	MORE ABOUT FOOD (HOW MUCH)	169
	Sentences with the simple present tense	
	Count and mass nouns	
	Expressions referring to amount or quantity	
	Structure words: <i>another, a lot of, much, very, how much</i>	
	READING AND WRITING: "Coffee and Candy"	177

Lesson Twenty	CLOTHES AND THE WEATHER	179
	Sentences with the simple present tense	
	Frequency adverbs <i>usually, always, sometimes, often, ever, never</i>	
	Structure words: <i>usually, always, sometimes, often, ever, never, like</i> (asking for a description)	
	READING AND WRITING: "The Weather: Montreal and Mexico City"	187
	REVIEW	189

Unit V	DOING THINGS YESTERDAY AND LAST WEEK	192
---------------	---	------------

Lesson Twenty-One	THE WEATHER TODAY AND YESTERDAY	192
	Sentences with <i>was</i> and <i>were</i> (past tense)	
	Tag questions with <i>is</i> and <i>was</i>	
	Sentences with the progressive construction (past tense)	
	Structure words: <i>all of, none of</i>	
	READING AND WRITING: "Bad Weather All the Way"	202

Lesson Twenty-Two	WHAT WE DID YESTERDAY AND LAST NIGHT	205
	Sentences with the simple past tense	
	Tag questions with <i>did</i>	

Echo questions (with rising intonation)
 Structure words: *did* (auxiliary)
 READING AND WRITING: "Last Saturday" 213

Lesson Twenty-Three WHERE WE WENT LAST SUNDAY 218

Sentences with the simple past tense, including some
 verbs with irregular past forms: *went, ate, drank, had*
 Sentences with linking verbs *look* and *taste*
 Direct quotations
 READING AND WRITING: "A Picnic" 227

Lesson Twenty-Four HOMEWORK AND HOUSEWORK 229

Sentences with the simple past tense
 The verbs *make* and *do*
 Irregular past tense forms *did, made, got, wrote, put*
 Sentences with *like to, want to, and have to*
 Sentences with embedded questions after *if*
 Review of WH questions
 Structure words: *only, how long* (time), *for* (time)
 READING AND WRITING: "Make and Do" 240

Lesson Twenty-Five VITAL STATISTICS 242


Sentences with *was/were born*
 Tag questions with *be (was, were)* and *do (do, does)*
 Negative questions
 Sentences about height and weight
 READING AND WRITING: "The Story of the Scott Family:
 From the Farm to the City" 250
 REVIEW 253

Appendices 257

Appendix I	Characters	257
Appendix II	Inflectional Paradigms	258
Appendix III	Vocabulary	260
Appendix IV	Formulas and Expressions	264

Lesson One

THINGS IN THE SCHOOL



I This is a book. That's a door.
This is a book, and that's a door.

nouns
book
box
chair
door
map
pencil
picture
table
wall
window
a
and
is
that
this

I.1 Practice statements with *This is a (book)* and *That's a (door)*. Use the pictures above or objects in the classroom.

- | | | |
|------------|--------|-----------------|
| 1. book | a book | This is a book. |
| 2. box | _____ | _____. |
| 3. chair | _____ | _____. |
| 4. pencil | _____ | _____. |
| 5. table | _____ | _____. |
| 6. door | a door | That's a door. |
| 7. map | _____ | _____. |
| 8. picture | _____ | _____. |
| 9. window | _____ | _____. |
| 10. wall | _____ | _____. |

that + is = that's

I.2 Practice statements with *This is a (book)*, and *that's a (door)*.

book/door

- This is a book, and that's a door.

chair/map

- _____, _____.

pencil/picture

3. _____, _____.

table/window

4. _____, _____.

box/wall

5. _____, _____.


II Is this/that a book? Yes, it is.

Is this/that a chair? No, it's not.

it
no
not
yes


1.3 Practice "yes-no questions" with *Is this/that a (book)?* and the short answers *Yes, it is* and *No, it's not*. Use the pictures and objects in the classroom. S1 means "Speaker 1" (may be student, group, row, etc.).

it + is = it's




S1: Is this a door?

S2: Yes, it is.




S1: Is this a map?

S2: No, it's not.



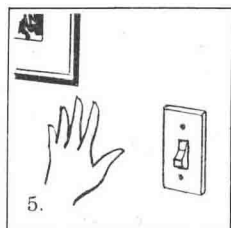
S1: Is this a picture?

S2: Yes, it is.



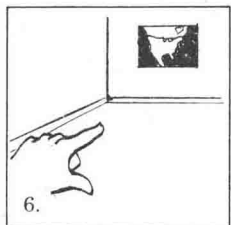
S1: Is this a window?

S2: Yes, it is.




S1: Is this a wall?

S2: Yes, it is.



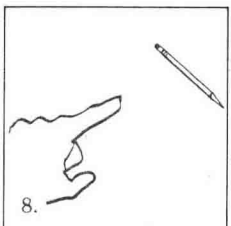
S1: Is that a map?

S2: Yes, it is.



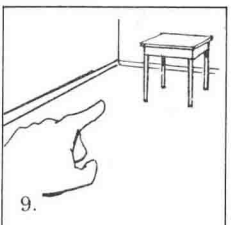
S1: Is that a book?

S2: No, it's not.



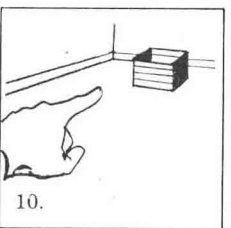
S1: Is that a picture?

S2: No, it's not.



S1: Is that a window?


S2: No, it's not.



S1: Is that a wall?

S2: No, it's not.

III What's this/that? It's a book.



what
what + is = what's

1.4 Point to objects near you as you practice the "WH question" *What's this?* and the answer *It's a (book).*

1. book	What's this?	It's a book.
2. door	_____?	_____.
3. map	_____?	_____.
4. wall	_____?	_____.
5. window	_____?	_____.
6. chair	_____?	_____.
7. picture	_____?	_____.
8. table	_____?	_____.
9. box	_____?	_____.
10. pencil	_____?	_____.

1.5 Point to objects farther away as you practice the "WH question" *What's that?* and the answer *It's a (door).*

1. door	What's that?	It's a door.
2. map	_____?	_____.
3. picture	_____?	_____.
4. window	_____?	_____.
5. wall	_____?	_____.
6. pencil	_____?	_____.
7. chair	_____?	_____.
8. table	_____?	_____.
9. book	_____?	_____.
10. pencil	_____?	_____.

IV Is this/that a book?

No, it's not.

What is it?

It's a door.

1.6 Practice statements with *It's a (door).*

- | | |
|------------|--------------|
| 1. door | It's a door. |
| 2. window | _____. |
| 3. chair | _____. |
| 4. book | _____. |
| 5. pencil | _____. |
| 6. map | _____. |
| 7. picture | _____. |
| 8. table | _____. |
| 9. box | _____. |
| 10. wall | _____. |

1.7 Practice the "WH question" *What is it?* with the following chain drill.



Teacher (touching a chair): Is this a table?

S1: No, it's not.

Teacher: What is it?

S1: It's a chair.

S1 (pointing to a door): Is that a window?

S2: No, it's not.

S1: What is it?

S2: It's a door.



S2 (holding a pencil): Is this a book?

S3: No, it's not.

S2: What is it?

S3: It's a pencil.

(S3 asks S4, S4 asks S5, etc.)

DIALOGUE Hello, How Are You?



This is a teacher.



This is a class.



This is a student.

Hello.

Teacher: Hello.

Class: Hello.

How are you?

Teacher: How are you?

Fine, thanks.

Class: Fine, thanks.

Class: Hello.

Teacher: Hello.

Class: How are you?

Teacher: Fine, thanks.

S1: Hello.

S2: Hello.

S1: How are you?

S2: Fine, thanks.

S2: Hello.

S3: Hello.

S2: How are you?

S3: Fine, thanks.

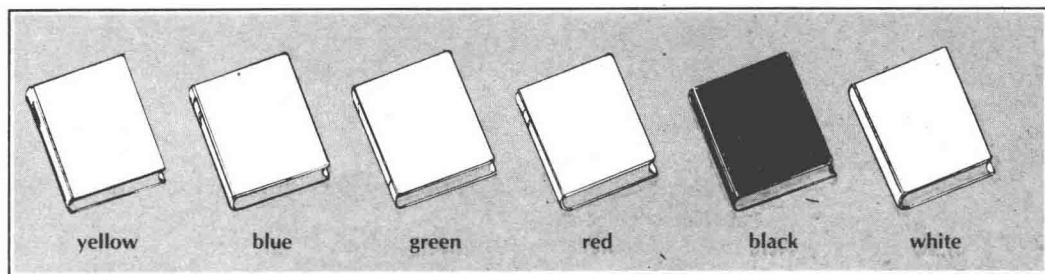
S3: Hello.

S4: Hello.

(etc.)

Lesson Two

COLORS



I The book is yellow.

adjectives

black
blue
green
red
white
yellow
the

2.1 Practice statements with *The book is (yellow).*

1. yellow
2. black
3. red
4. green
5. blue
6. white

The book is yellow.

2.2 Make two statements about the books you see. Use the pictures of the books above and books in the classroom.

1. yellow
2. blue
3. green
4. red
5. black
6. white

This is a book.
This is a book.
This is a book.
This is a book.
This is a book.
This is a book.

The book is yellow.
The book is blue.
The book is _____.
The book _____.
The _____

**II Is the book yellow? Yes, it is.
Is the book green? No, it's not.**

2.3 Practice "yes-no questions" with *Is the book (yellow)?*

- | | |
|-----------|---------------------|
| 1. yellow | Is the book yellow? |
| 2. green | _____? |
| 3. black | _____? |
| 4. blue | _____? |
| 5. red | _____? |
| 6. white | _____? |

2.4 Practice "yes-no questions" and short answers with *Yes, it is.* Refer to page 7.

- | | | |
|-----------|--------------------|-------------|
| 1. green | Is the book green? | Yes, it is. |
| 2. blue | _____? | _____. |
| 3. white | _____? | _____. |
| 4. yellow | _____? | _____. |
| 5. black | _____? | _____. |
| 6. red | _____? | _____. |

2.5 Practice "yes-no questions" and short answers with *No, it's not.* Refer to page 7.

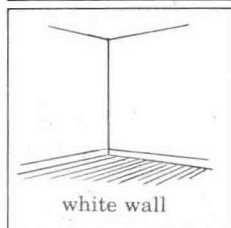
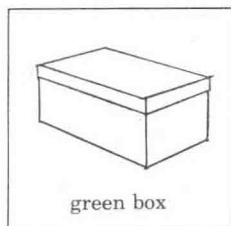
- | | | | |
|-----------|------------------|---------------|--------------|
| 1. white | Is the book red? | No, it's not. | It's white. |
| 2. yellow | _____ black? | _____. | It's yellow. |
| 3. red | _____ blue? | _____. | It's _____. |
| 4. black | _____ green? | _____. | _____. |
| 5. blue | _____ white? | _____. | _____. |
| 6. green | _____ yellow? | _____. | _____. |

2.6 Practice the following chain drill. Use actual books or pictures of books.

- | | |
|---|---------------------|
| S1: (pointing to a yellow book) | Is the book yellow? |
| S2: Yes, it is.
(pointing to a blue book) | Is the book green? |
| S3: No, it's not.
(pointing to a red book) | Is the book red? |
| S4: Yes, it is. | |

III What's this/that? It's a book. What color is it? It's green.

noun color




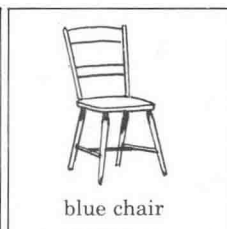
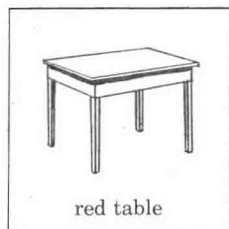
2.7 Identify objects and ask about their color.

S1: This is a box.
What color is it?

S2: It's green.
That's a door.
What color is it?

S3: It's black.
(Continue with the objects in the illustrations on this page, the objects on the first color page, and other objects in the classroom.)

2.8 Practice the chain drill in small groups. Use *this* or *that*, as appropriate.



S1: What's this?
S2: It's a table.
S1: What color is it?
S2: It's red. What's that?

S3: It's a chair.
S2: What color is it?
S3: It's blue. What's this?

S4: It's a pencil.
S3: What color is it?
S4: It's yellow.