


# Numerical Computing with MATLAB

Revised in 2013

MATLAB数值计算（2013修订版·英文版）



Cleve B. Moler

MATLAB<sup>®</sup>  
*examples*



北京航空航天大学出版社  
BEIHANG UNIVERSITY PRESS


# Numerical Computing with MATLAB

Revised in 2013

MATLAB 数值计算

(2013 修订版 · 英文版)

Cleve B. Moler



北京航空航天大学出版社

版权贸易合同登记号 图字:01-2013-5485

BUAA Press is authorized by Cleve B. Moler to publish and distribute exclusively the 2013 revised edition in the People's Republic of China. All rights reserved.

本书由 Cleve B. Moler 授权北京航空航天大学出版社在中华人民共和国境内出版发行。

MATLAB is a registered trademark of MathWorks, Inc.

For more information about relevant MathWorks policies, see:

[http://www.mathworks.com/company/aboutus/policies\\_statements](http://www.mathworks.com/company/aboutus/policies_statements)

Electronic edition published by MathWorks, Inc.

<http://www.mathworks.com/moler>

### 图书在版编目(CIP)数据

MATLAB 数值计算 = Numerical computing with MATLAB: 2013 修订版·英文版 / (美) 莫勒 (Moler, C. B.) 著. --北京: 北京航空航天大学出版社, 2014. 10  
ISBN 978-7-5124-1575-1

I. ①M… II. ①莫… III. ①计算机辅助计算—Matlab 软件—英文 IV. ①TP391.75

中国版本图书馆 CIP 数据核字(2014)第 218853 号

版权所有, 侵权必究。

### Numerical Computing with MATLAB Revised in 2013

MATLAB 数值计算(2013 修订版·英文版)

Cleve B. Moler

责任编辑 陈守平

\*

北京航空航天大学出版社出版发行

北京市海淀区学院路 37 号(邮编 100191) <http://www.buaapress.com.cn>

发行部电话:(010)82317024 传真:(010)82328026

读者信箱: [goodtextbook@126.com](mailto:goodtextbook@126.com) 邮购电话:(010)82316524

涿州市新华印刷有限公司印装 各地书店经销

\*

开本:710×1 000 1/16 印张:22.5 字数:629 千字

2014 年 10 月第 1 版 2014 年 10 月第 1 次印刷 印数:2 000 册

ISBN 978-7-5124-1575-1 定价:88.00 元

---

若本书有倒页、脱页、缺页等印装质量问题,请与本社发行部联系调换。联系电话:(010)82317024

Copyright © 2013 by Cleve B. Moler. All rights reserved.

Electronic edition published by MathWorks, Inc.

<http://www.mathworks.cn/moler>

Print edition published by Society for Industrial and Applied Mathematics

<http://www.siam.org>

Revised print edition 2013 published by BUAA press of China

This draft version is intended for use in short courses at MathWorks and in academic courses during the 2004 Spring quarter at several specific universities. Use in courses elsewhere is permitted, provided the instructor notifies the authors via email to [moler@mathworks.com](mailto:moler@mathworks.com).



# Preface

*Numerical Computing with MATLAB* is a textbook for an introductory course in numerical methods, MATLAB, and technical computing. The emphasis is on informed use of mathematical software. We want you learn enough about the mathematical functions in MATLAB that you will be able to use them correctly, appreciate their limitations, and modify them when necessary to suit your own needs. The topics include

- introduction to MATLAB,
- linear equations,
- interpolation,
- zero and roots,
- least squares,
- quadrature,
- ordinary differential equations,
- random numbers,
- Fourier analysis,
- eigenvalues and singular values,
- partial differential equations.

George Forsythe initiated a software-based numerical methods course at Stanford University in the late 1960s. The textbooks by Forsythe, Malcolm, and Moler [20] and Kahaner, Moler, and Nash [34] that evolved from the Stanford course were based upon libraries of Fortran subroutines.

This textbook is based upon MATLAB. NCM, a collection of over 70 M-files, forms an essential part of the book. Many of the over 200 exercises involve modifying and extending the programs in NCM. The book also makes extensive use of computer graphics, including interactive graphical expositions of numerical algorithms.

The prerequisites for the course, and the book, include

- calculus,
- some familiarity with ordinary differential equations,
- some familiarity with matrices,
- some computer programming experience.

If you've never used MATLAB before, the first chapter will help you get started. If you're already familiar with MATLAB, you can glance over most of the first chapter quickly. Everyone should read the section in the first chapter about floating-point arithmetic.

There is probably too much material here for a one-quarter or one-semester course. Plan to cover the first several chapters and then choose the portions of the last four chapters that interest you.

Make sure that the NCM collection is installed on your network or your personal computer as you read the book. The software is available from a Web site devoted to the book [47]:

`http://www.mathworks.cn/moler`

There are three types of NCM files:

- `gui` files: interactive graphical demonstrations;
- `tx` files: textbook implementations of built-in MATLAB functions;
- others: miscellaneous files, primarily associated with exercises.

When you have NCM available,

`ncmgui`

produces the figure shown on the next page. Each thumbnail plot is actually a push button that launches the corresponding `gui`.


This book would not have been possible without the people at The MathWorks and at SIAM. Both groups are professional, creative, and delightful to work with. They have been especially supportive of this book project. Out of the many friends and colleagues who have made specific contributions, I want to mention five in particular. Kathryn Ann Moler has used early drafts of the book several times in courses at Stanford and has been my best critic. Tim Davis and Charlie Van Loan wrote especially helpful reviews. Lisl Urban did an immaculate editing job. My wife Patsy has lived with my work habits and my laptop and loves me anyway. Thanks, everyone.

A revised reprint in 2008 included a change in the section on Google PageRank that improves the handling of web pages with no out links, a short new section in the Random Numbers chapter, removal of material on `inline` and `feval`, and correction of a few dozen minor typographical errors.


A significant update in September 2013 incorporates over 60 changes. Many of them have been recommended by Professor Zhiyong Zhang of Nanjing University of Posts and Telecommunications in China (NJUPT), who prepared a Chinese

translation for BUAA press. The census example in section 5.3 includes the 2010 census. Output from `format long` shows 16 significant digits. Symbolic Toolbox usage reflects the MuPad connection. Many thanks to Prof. Zhang.


Cleve Moler  
Sept. 16, 2013




fern




floatgui



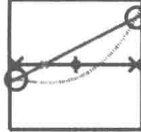
lugui




eigshow




interpui




fzerogui




censusgui




quadgui




lorenzgui




swinger




touchtone




fftgui




randgui




blackjack



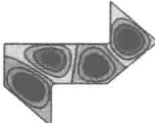
walker




eigsvdgui



waves



pdegui



pennymelt

ncm books

ncm cover

helpwin ncmgui

helpwin ncm

close

ncmgui





# Contents

## Preface

<b>1</b>	<b>Introduction to MATLAB</b>	<b>1</b>
1.1	The Golden Ratio . . . . .	2
1.2	Fibonacci Numbers . . . . .	8
1.3	Fractal Fern . . . . .	13
1.4	Magic Squares . . . . .	19
1.5	Cryptography . . . . .	26
1.6	The $3n+1$ Sequence . . . . .	31
1.7	Floating-Point Arithmetic . . . . .	35
1.8	Further Reading . . . . .	43
	Exercises . . . . .	43
<b>2</b>	<b>Linear Equations</b>	<b>55</b>
2.1	Solving Linear Systems . . . . .	55
2.2	The MATLAB Backslash Operator . . . . .	56
2.3	A 3-by-3 Example . . . . .	56
2.4	Permutation and Triangular Matrices . . . . .	58
2.5	LU Factorization . . . . .	59
2.6	Why Is Pivoting Necessary? . . . . .	61
2.7	lutx, bslashtx, lugui . . . . .	62
2.8	Effect of Roundoff Errors . . . . .	65
2.9	Norms and Condition Numbers . . . . .	68
2.10	Sparse Matrices and Band Matrices . . . . .	75
2.11	PageRank and Markov Chains . . . . .	77
2.12	Further Reading . . . . .	85
	Exercises . . . . .	85
<b>3</b>	<b>Interpolation</b>	<b>97</b>
3.1	The Interpolating Polynomial . . . . .	97
3.2	Piecewise Linear Interpolation . . . . .	102
3.3	Piecewise Cubic Hermite Interpolation . . . . .	104
3.4	Shape-Preserving Piecewise Cubic . . . . .	104
3.5	Cubic Spline . . . . .	106

3.6	pchiptx, splinetx . . . . .	110
3.7	interpgui . . . . .	113
	Exercises . . . . .	115
<b>4</b>	<b>Zeros and Roots</b>	<b>123</b>
4.1	Bisection . . . . .	123
4.2	Newton's Method . . . . .	125
4.3	A Perverse Example . . . . .	127
4.4	Secant Method . . . . .	128
4.5	Inverse Quadratic Interpolation . . . . .	129
4.6	Zeroin . . . . .	130
4.7	fzerotx . . . . .	130
4.8	fzerogui . . . . .	135
4.9	Value Finding and Reverse Interpolation . . . . .	137
4.10	Optimization and fmintx . . . . .	138
	Exercises . . . . .	141
<b>5</b>	<b>Least Squares</b>	<b>147</b>
5.1	Models and Curve Fitting . . . . .	147
5.2	Norms . . . . .	149
5.3	censusgui . . . . .	150
5.4	Householder Reflections . . . . .	152
5.5	The QR Factorization . . . . .	153
5.6	Pseudoinverse . . . . .	158
5.7	Rank Deficiency . . . . .	160
5.8	Separable Least Squares . . . . .	162
5.9	Further Reading . . . . .	165
	Exercises . . . . .	165
<b>6</b>	<b>Quadrature</b>	<b>173</b>
6.1	Adaptive Quadrature . . . . .	173
6.2	Basic Quadrature Rules . . . . .	174
6.3	quadtx, quadgui . . . . .	177
6.4	Specifying Integrands . . . . .	179
6.5	Performance . . . . .	181
6.6	Integrating Discrete Data . . . . .	183
6.7	Further Reading . . . . .	185
	Exercises . . . . .	185
<b>7</b>	<b>Ordinary Differential Equations</b>	<b>193</b>
7.1	Integrating Differential Equations . . . . .	193
7.2	Systems of Equations . . . . .	194
7.3	Linearized Differential Equations . . . . .	195
7.4	Single-Step Methods . . . . .	197
7.5	The BS23 Algorithm . . . . .	200
7.6	ode23tx . . . . .	202

7.7	Examples . . . . .	205
7.8	Lorenz Attractor . . . . .	208
7.9	Stiffness . . . . .	211
7.10	Events . . . . .	215
7.11	Multistep Methods . . . . .	218
7.12	The MATLAB ODE Solvers . . . . .	219
7.13	Errors . . . . .	220
7.14	Performance . . . . .	224
7.15	Further Reading . . . . .	226
	Exercises . . . . .	226
<b>8</b>	<b>Fourier Analysis</b>	<b>245</b>
8.1	Touch-Tone Dialing . . . . .	245
8.2	Finite Fourier Transform . . . . .	249
8.3	fftgui . . . . .	250
8.4	Sunspots . . . . .	254
8.5	Periodic Time Series . . . . .	257
8.6	Fast Finite Fourier Transform . . . . .	257
8.7	fftx . . . . .	259
8.8	fftmatrix . . . . .	260
8.9	Other Fourier Transforms and Series . . . . .	261
8.10	Further Reading . . . . .	263
	Exercises . . . . .	263
<b>9</b>	<b>Random Numbers</b>	<b>265</b>
9.1	Pseudorandom Numbers . . . . .	265
9.2	Uniform Distribution . . . . .	265
9.3	Normal Distribution . . . . .	269
9.4	randtx, randntx . . . . .	271
9.5	Twister . . . . .	273
	Exercises . . . . .	274
<b>10</b>	<b>Eigenvalues and Singular Values</b>	<b>279</b>
10.1	Eigenvalue and Singular Value Decompositions . . . . .	279
10.2	A Small Example . . . . .	282
10.3	eigshow . . . . .	283
10.4	Characteristic Polynomial . . . . .	285
10.5	Symmetric and Hermitian Matrices . . . . .	286
10.6	Eigenvalue Sensitivity and Accuracy . . . . .	287
10.7	Singular Value Sensitivity and Accuracy . . . . .	293
10.8	Jordan and Schur Forms . . . . .	294
10.9	The QR Algorithm . . . . .	295
10.10	eigsvdgui . . . . .	297
10.11	Principal Components . . . . .	299
10.12	Circle Generator . . . . .	304
10.13	Further Reading . . . . .	308

---

Exercises . . . . .	309
<b>11 Partial Differential Equations</b>	<b>317</b>
11.1 Model Problems . . . . .	317
11.2 Finite Difference Methods . . . . .	318
11.3 Matrix Representation . . . . .	320
11.4 Numerical Stability . . . . .	323
11.5 The L-Shaped Membrane . . . . .	324
Exercises . . . . .	329
<b>Bibliography</b>	<b>337</b>
<b>Index</b>	<b>342</b>

## Chapter 1

# Introduction to MATLAB

This book is an introduction to two subjects: MATLAB and numerical computing. This first chapter introduces MATLAB by presenting several programs that investigate elementary, but interesting, mathematical problems. If you already have some experience programming in another language, we hope that you can see how MATLAB works by simply studying these programs.

If you want a more comprehensive introduction, there are many resources available. You can select the **Help** tab in the toolstrip atop the MATLAB command window, then select **Documentation, MATLAB and Getting Started**. A MathWorks Web site, *MATLAB Tutorials and Learning Resources* [44], offers a number of introductory videos and a PDF manual entitled *Getting Started with MATLAB*.

An introduction to MATLAB through a collection of mathematical and computational projects is provided by Moler's free online *Experiments with MATLAB* [48].

A list of over 1500 MATLAB-based books by other authors and publishers, in several languages, is available at [45]. Three introductions to MATLAB are of particular interest here: a relatively short primer by Sigmon and Davis [56], a medium-sized, mathematically oriented text by Higham and Higham [31], and a large, comprehensive manual by Hanselman and Littlefield [29].

You should have a copy of MATLAB close at hand so you can run our sample programs as you read about them. All of the programs used in this book have been collected in a directory (or folder) named

NCM

(The directory name is the initials of the book title.) You can either start MATLAB in this directory or use

`pathtool`

to add the directory to the MATLAB path.

## 1.1 The Golden Ratio

What is the world's most interesting number? Perhaps you like  $\pi$ , or  $e$ , or 17. Some people might vote for  $\phi$ , the *golden ratio*, computed here by our first MATLAB statement.

```
phi = (1 + sqrt(5))/2
```

This produces

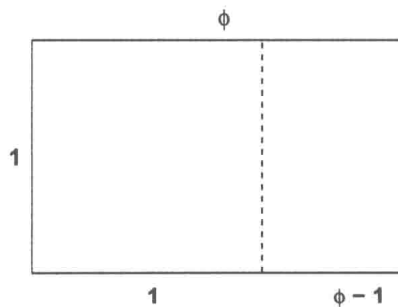
```
phi =  
1.6180
```

Let's see more digits.

```
format long  
phi  
  
phi =  
1.618033988749895
```

This didn't recompute  $\phi$ , it just displayed 16 significant digits instead of 5.

The golden ratio shows up in many places in mathematics; we'll see several in this book. The golden ratio gets its name from the golden rectangle, shown in Figure 1.1. The golden rectangle has the property that removing a square leaves a smaller rectangle with the same shape.



**Figure 1.1.** *The golden rectangle.*

Equating the aspect ratios of the rectangles gives a defining equation for  $\phi$ :

$$\frac{1}{\phi} = \frac{\phi - 1}{1}.$$

This equation says that you can compute the reciprocal of  $\phi$  by simply subtracting one. How many numbers have that property?

Multiplying the aspect ratio equation by  $\phi$  produces the polynomial equation

$$\phi^2 - \phi - 1 = 0.$$

The roots of this equation are given by the quadratic formula:

$$\phi = \frac{1 \pm \sqrt{5}}{2}.$$

The positive root is the golden ratio.

If you have forgotten the quadratic formula, you can ask MATLAB to find the roots of the polynomial. MATLAB represents a polynomial by the vector of its coefficients, in descending order. So the vector

```
p = [1 -1 -1]
```

represents the polynomial

$$p(x) = x^2 - x - 1.$$

The roots are computed by the `roots` function.

```
r = roots(p)
```

produces

```
r =
-0.618033988749895
 1.618033988749895
```

These two numbers are the only numbers whose reciprocal can be computed by subtracting one.

You can use the Symbolic Toolbox, which connects MATLAB to a computer algebra system, to solve the aspect ratio equation without converting it to a polynomial. The equation involves a symbolic variable and a double equals sign. The `solve` function finds two solutions.

```
syms x
r = solve(1/x == x-1)
```

produces

```
r =
5^(1/2)/2 + 1/2
1/2 - 5^(1/2)/2
```

The `pretty` function displays the results in a way that resembles typeset mathematics.

```
pretty(r)
```

produces

```
+ -      - +
|  1/2   |
|  5     |
```



$$\begin{array}{|c|} \hline \text{----} + 1/2 \\ \hline 2 \\ \hline 1/2 \\ \hline 5 \\ \hline 1/2 - \text{----} \\ \hline 2 \\ \hline \end{array}$$

+-                      -+

The variable `r` is a vector with two components, the symbolic forms of the two solutions. You can pick off the first component with

```
phi = r(1)
```

which produces

```
phi =
5^(1/2)/2 + 1/2
```

This expression can be converted to a numerical value in two different ways. It can be evaluated to any number of digits using variable-precision arithmetic with the `vpa` function.

```
vpa(phi,50)
```

produces 50 digits.

```
1.6180339887498948482045868343656381177203091798058
```

It can also be converted to double-precision floating point, which is the principal way that MATLAB represents numbers, with the `double` function.

```
phi = double(phi)
```

produces

```
phi =
1.618033988749895
```

The aspect ratio equation is simple enough to have closed-form symbolic solutions. More complicated equations have to be solved approximately. In MATLAB an *anonymous function* is a convenient way to define an object that can be used as an argument to other functions. The statement

```
f = @(x) 1./x-(x-1)
```

defines  $f(x) = 1/x - (x - 1)$  and produces

```
f =
@(x) 1./x-(x-1)
```

The graph of  $f(x)$  over the interval  $0 \leq x \leq 4$  shown in Figure 1.2 is obtained with