



普通高等教育“十一五”国家级规划教材

Richmond
PUBLISHING

New Framework

Workbook

新编

大学基础英语

训练与自测 1

- ☐ 原著 Gill Holley and Robert Metcalf
- ☐ 改编 《新编大学基础英语》改编组



高等教育出版社
HIGHER EDUCATION PRESS



普通高等教育“十一五”国家级规划教材

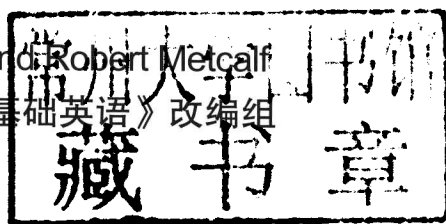
New Framework Workbook

新编

大学基础英语 训练与自测 1

Xinbian Daxue Jichu Yingyu Xunlian yu Zice

- ☐ 原著 Gill Holley and Robert Metcalf
- ☐ 改编 《新编大学基础英语》改编组



高等教育出版社 · 北京
HIGHER EDUCATION PRESS BEIJING

图字：01-2009-0946号

© Gill Holley, Robert Metcalf
© 2008, Santillana Educación, S.L. / Richmond Publishing™
Published by © Higher Education Press, under license from
Richmond Publishing™, 2010

Design and layout:
Richmond Publishing, Chrome-Dome Design
Illustrators:
Fernando Gómez, Stephanie Saile, Javier Zabla
Copy editors:
Alison Mckay, Matthew Hancock
Proofreading:
Steve Longworth

Every effort has been made to trace the holders of copyright, but if any omissions can be rectified, the publishers will be pleased to make the necessary arrangements.

We would like to thank the following reviewers for their valuable feedback which has made New Framework possible. We extended our thanks to the many teachers and students not mentioned here.

Reviewers:
Annie Taylor (UK), Mark Lloyd (UK), Lyn Edwards (UK),
Nigel Warwick (Poland)

图书在版编目 (CIP) 数据

新编大学基础英语训练与自测. 1/ (英) 霍利
(Holley, G.), (英) 梅特卡尔夫 (Metcalf, R.) 著;
《新编大学基础英语》改编组改编. —北京: 高等教育出版社, 2010.2

ISBN 978-7-04-028522-2

I. ①新… II. ①霍… ②梅… ③新… III. ①英语—
高等学校—习题 IV. ①H319.6

中国版本图书馆 CIP 数据核字 (2010) 第 010478 号

出版发行 高等教育出版社
社 址 北京市西城区德外大街 4 号
邮政编码 100120
总 机 010-58581000

经 销 蓝色畅想图书发行有限公司
印 刷 北京外文印刷厂

开 本 890×1240 1/16
印 张 8.75
字 数 270 000

购书热线 010-58581118
咨询电话 400-810-0598
网 址 <http://www.hep.edu.cn>
<http://www.hep.com.cn>
网上订购 <http://www.landaco.com>
<http://www.landaco.com.cn>
畅想教育 <http://www.widedu.com>

版 次 2010 年 2 月第 1 版
印 次 2010 年 2 月第 1 次印刷
定 价 21.00 元 (含光盘)

本书如有缺页、倒页、脱页等质量问题, 请到所购图书销售部门联系调换。
版权所有 侵权必究
物料号 28522-00

Classic Framework pilot project:
Helena Linkova (Czech Republic), Simon Coe (Latvia), Jeff
Romonko (Canada), Yevgeniya Polosatova (Ukraine), Anne
Willicombe-Dow (Italy), Chris Smith (Italy), Mary Greenan
(Ireland)

Photographers:
A. Viñas; E. Marín; F. Ontañón; GARCÍA-PELAYO/Juancho;
J. Jaime; KAIBIDE DE CARLOS FOTÓGRAFOS; Krauel;
O. Torres; P. López; Roca-Madariaga; ALBUM/POLYGRAM;
CENTRAL STOCK, COMSTOCK, COVER/CORBIS
SYGMA/M. Rougemont; COVER/SYGMA/F. Soltan,
Ohlinger's, Paul Romane; COVER/CORBIS SYGMA/
Jean Marc Charles, Misha Erwit, RNT Productions, Harald
A. Jahn, Walter Hodges, So Hing-Keung, Robert Holmes,
Paul A. Souders, Kevin Schafer, Neal Preston, Nik Wheeler,
Mark Savage; EFE/EPA, EPA/Sean Masterson; EFE/SIPA-
PRESS/Cham, INTERFOTO, SIPA, TRANZ PICTURE
LIBRARY; EUROPA PRESS REPORTAJES/G. DE BELLIS/
Claudio Testa; HIGHRES; PRESS STOCK/AbleStock.com;
I. Preysler; JOHN FOX IMAGES; KEYSTONE-NEMES;
PHOTOALTO; PHOTODISC; SAFI 2000; CREATIVE
LABS; J. Carli; Kodak EasyShare; L. Vaamonde; MATTON-
BILD; NEW POL/ DOMAR S.A.; PANASONIC; SERIDEC
PHOTOIMAGENES CD/DigitalVison; ARCHIVO
SANTILLANA

《新编大学基础英语》立体化系列教材

总主编：安晓灿

总主审：孔庆炎

总策划：周 龙 贾 巍

《新编大学基础英语训练与自测1》

主 编：阚哲华 吴红岩

副主编：黎 晴 吕海霞

编 者：刘 英 安晓灿 阚哲华 吴红岩 黎 晴 温平珍 吕海霞

策划编辑：徐艳梅

责任编辑：徐艳梅

封面设计：王凌波

版式设计：刘 艳 王东岗

责任校对：马文敏 刘 瑾

责任印制：毛斯璐

前言

普通高等教育“十一五”国家级规划教材《新编大学基础英语》是在西班牙里奇蒙德出版公司 (Richmond Publishing) 出版的NEW FRAMEWORK系列教材的基础上, 根据教育部《大学英语课程教学要求》, 结合我国当前高等学校音乐、体育和美术专业大学英语教学实际和我国社会经济发展对该类专业学生英语综合应用能力, 特别是听说能力的要求, 改编的一套新颖而实用的大学英语教材。

NEW FRAMEWORK系列教材根据欧盟最新语言教学大纲 (Common European Framework of Reference for Languages: Learning, Teaching, Assessment, 简称CEF) 编写。该系列教材的教学设计以培养学生的交际能力为目标, 通过一系列以真实的交际情景为依据而设计的学习任务与活动, 实施交互式的课堂教学。选用的材料与现代大学生的生活、学习和今后的工作息息相关, 具有很强的趣味性, 学习任务与活动的设计可参与性强, 语言技能训练全面, 语法与词汇学习作为进行交际的必要工具放在交际情景中, 可达到学以致用目的。该套教材的理念和运用的教学法体现了现代外语教学的研究成果, 与我国大学英语“培养学生的英语综合应用能力, 特别是听说能力”的教学目标相吻合。

在改编的过程中, 我们坚持突出原教材以培养学生的交际能力为目标的鲜明特色, 发扬原教材根据真实的交际情景而设计的灵活多样的学习任务与活动的优点, 同时做到满足中国大学生, 尤其是音、体、美专业学生英语学习的需求, 使该系列教材结构更加清晰, 便于教学。

经改编, 《新编大学基础英语》具有以下特色:

1. 注重听说, 以交际为目标。通过以真实的交际情景为依据设计的学习任务与活动, 实施交互式的课堂教学。设计的学习任务与活动具有很强的可参与性, 语言技能训练涉及听、说、读、写的方方面面, 符合我国大学英语的教学目标。

2. 结构灵活, 便于安排教学。每册由12个单元和4个World English DVD组成。尽管每单元各部分之间相互交叉, 但每一部分又可以相对独立。教师可根据教学对象的需求和时间自行安排教学计划。

3. 易学易练, 重视语言基础。语法与词汇作为进行交际的必要工具放在交际情景中, 达到学以致用目的。在听力与阅读材料中列出每单元要学的语法要点, 突出显示, 并配有情景化的练习, 最大限度地为学生提供听说的机会, 在练中掌握语法规则。

4. 情景真实, 语言地道实用。选用的材料具有很强的趣味性和实用性, 体裁与题材多样化, 提供了大量的口语中的自然语句和社会交往中关键的功能语言。录音部

分反映出真实的交际情景。这些情景与单元的主题直接相关,并结合单元的语法与词汇,循序渐进。

5. 图文并茂,版式活泼新颖。大量的色彩鲜明、主题突出的图片把学生带入交际情景,启发思考,激发兴趣,帮助理解和表达。

6. 整体设计,教学资源齐备。本系列教材由《综合教程》、《教学参考书》、《训练与自测》和配套的录音、录像光盘和电子教案组成。

7. 教学设计思路清晰,方法灵活多样。《教学参考书》和电子教案包括各单元的总介绍,具体目标。教学指导提供灵活多样的课堂活动和任务,对不同的教学对象具有针对性和可替换性,方便组织教学。

8. 课外练习,紧扣主题,便于自主学习。《训练与自测》12个核心单元直接与教材配套,另外还有4个复习单元和单元测试,以及语言通行证。除了为教材提供相应的语法、词汇和语音练习外,每个单元还设计了指导性写作的小课程和学习策略,引导学生从阅读进入写作。书后附有练习答案和录音材料。

《新编大学基础英语》系列教材共分5级,每级由《综合教程》、《教学参考书》、《训练与自测》和配套的录音光盘和电子教案组成。

《新编大学基础英语》由广东韶关学院安晓灿教授担任总主编,大连理工大学孔庆炎教授担任总主审。《训练与自测1》由广东韶关学院阚哲华博士和吴红岩副教授担任主编,黎晴和吕海霞担任副主编。各单元具体分工是:刘英负责第1单元,安晓灿负责第2单元,阚哲华负责第3单元和第4单元,吴红岩负责第5单元和第6单元,黎晴负责第7单元和第8单元,温平珍负责第9单元和第10单元,吕海霞负责第11单元和第12单元。

本系列教材的出版得到里奇蒙德出版公司和原书编者的大力协助,在此表示衷心的感谢。

由于编者的水平有限,本系列教材难免存在不足之处,恳请广大师生批评指正。

编 者

2009年12月

Contents

			Guided writing	How to ...
Unit 1	Hello, Goodbye	1	✓	✓
Unit 2	Friends and Families	7	✓	
Unit 3	Home Sweet Home	14	✓	✓
◀	Flashback 1	21	✓	
1	Test Yourself!	23	✓	✓
	Language Passport	25		
Unit 4	What's On?	26	✓	
Unit 5	A Weekend Away	33		
Unit 6	That Was Then	41		
◀	Flashback 2	47		
2	Test Yourself!	49	✓	✓
	Language Passport	51		
Unit 7	In the Spotlight	52		
Unit 8	Getting It Right	60	✓	
Unit 9	Let's Celebrate!	67	✓	✓
◀	Flashback 3	75		
3	Test Yourself!	78		
	Language Passport	80		
Unit 10	The Good Life	81	✓	
Unit 11	Dream Destinations	87	✓	✓
Unit 12	Adventures and Achievements	95	✓	
◀	Flashback 4	102		
4	Test Yourself!	104		
	Language Passport	106		
	Answer Key and Transcripts	107		
	Glossary	121		

1

Hello, Goodbye


Language Focus

The verb *be*: positive


- 1 Complete the conversations with a positive form of *be*.



- a) — Hello, my name's ¹ ____ Susanna.
 — Hi Susanna, I ² ____ David. Nice to meet you.
 — Nice to meet you too. Where ³ ____ you from?
 — I ⁴ ____ from the States. And you?
 — I ⁵ ____ from Brazil, from Rio de Janeiro.



- b) — Roberto ⁶ ____ from Brazil too.
 — ⁷ ____ he from Rio?
 — Yes, he ⁸ ____ . He ⁹ ____ my boyfriend.



- c) — Where ¹⁰ ____ Bob and Sally from? ¹¹ ____
 they from Australia?
 — Yes, they ¹² ____.

be: negative

- 2 Complete the sentences with a negative form of *be*.

- 1 They're from Wales. They aren't from Scotland.
 2 We're on holiday. We _____ at work.
 3 He's American. He _____ Canadian.
 4 It's Sunday. It _____ Saturday.

- 5 You're from Sydney. You _____ British.
 6 I'm 25. I _____ 26.
 7 She's from New York. She _____ from Washington.
 8 You're from Australia. You _____ from New Zealand.

be: questions

- 3 Write the questions for these answers.

1 You're from Brazil.
Are you from Brazil?

2 It's Friday.

3 Kylie Minogue is from Australia.

4 Edinburgh and Glasgow are in England.

5 You are 25.

6 George Bush is French.

be: short answers

- 4 Write short answers for the questions in Exercise 3.

1 Yes, I am. / No, I'm not.

2 _____

3 _____

4 _____

5 _____

6 _____

a / an

- 5 Circle the correct word.

1 a an journalist

2 a / an actor

3 a / an instructor

4 a / an waiter

5 a / an accountant

6 a / an high school

7 a / an shop

8 a / an engineer

9 a / an office

10 a / an university student

Questions: *be* and *do*

6a Write questions with *be* or *do* for these answers.



- 1 — What 's your name?
— My name's Jane.
- 2 — Where _____
— I'm from London.
- 3 — Where _____
— I live in Islington.
- 4 — What _____
— I work and study.
- 5 — Where _____
— I work in a clothes shop.
- 6 — Where _____
— I study at London University.
- 7 — What _____
— I study economics and business administration.

b Check your answers.

c Practise saying the questions.

7a Answer the questions in Exercise 6 for you.

- 1 _____
- 2 _____
- 3 _____
- 4 _____
- 5 _____
- 6 _____
- 7 _____

b In pairs, practise the questions and answers.

do and don't

8 Write *do* or *don't* in the sentences.

- 1 — Do you speak Japanese? — No, I don't.
- 2 — I _____ understand Italian.
- 3 — _____ you speak English? — Yes, a little.
- 4 — I _____ speak French.
- 5 — _____ you speak Spanish? — Yes, I _____.
- 6 — _____ you understand Portuguese?
— No, I _____.

Vocabulary

Greetings

1a Complete the words and phrases.



When you arrive

- 1 h e l l o
- 2 h _
- 3 g _ _ m _ _ _ _
- 4 m _ _ _ _
- 5 g _ _ a _ _ _ _ _

When you leave

- 6 g _ _ _ _
- 7 s _ _ y _ _
- 8 g _ _ n _ _ _

b Write the words and phrases you use with friends.

Work

2a Match the jobs with the pictures.

accountant 2 actor / actress _____
 admin(istrative) assistant _____ engineer _____
 DJ _____ mechanic _____ school teacher _____
 ski instructor _____ student _____



b Copy the words into your notebook.

Countries and languages

3 Match the country and the language.

Country	Language
Italy	English
Australia	Spanish
Spain	Japanese
Japan	French
Canada	Portuguese
Brazil	Italian

Personal information

4a Write the numbers and addresses as you say them.

1 13

thirteen

2 93 267 45 11

3 00 44 797 398

4 p_smith@tnc-fpr.com

5 FR9@bbc/rad.net

b Check your answers.

c Practise saying the numbers and addresses.

5a Order the words to make questions.

1 What's name your ?

What's your name?

2 surname your What's ?

3 you Can that spell please ?

4 you old How are ?

5 address your What's ?

6 your number What's phone ?

7 e-mail What's address your ?

b Check your answers.

c Practise saying the questions.

6a Answer the questions in Exercise 5 for you.

1 My name's ...

2 _____

3 _____

4 _____

5 _____

6 _____

7 _____

b In pairs, practise the questions and answers.

Vocabulary Extension

More work

1a Match the jobs with the pictures.



dentist 3

doctor _____

housewife _____

manager _____

nurse _____

police officer _____

secretary _____

shop assistant _____

taxi driver _____

waiter / waitress _____



b (11) Listen and check your answers.

c Practise saying the words. Listen and repeat.

d Copy the words into your notebook.

Pronunciation

Yes, I do. / No, I don't.

1a Underline the stress in the conversation.

- Hello, I'm Jo. Do you speak English?
 — Yes, I do.
 — Do you live in Madrid?
 — No, I don't. I live in Japan.
 — Do you understand
 — Japanese?
 — Yes, I do.
 — Do you live in Tokyo?
 — No, I don't. I live in Kobe.




b (12) Listen and check your answers.

c Practise the conversation. Listen and repeat.

be: short forms

2a Write the short forms of *be*.



Hello. My name ^{is} Amalia López. I ^{am} from Madrid but I live in Valencia. I am 28 and I work in a school. I am a Maths teacher.

This is Laura Mitchell. She is my best friend. She is 34 and she is from Argentina. She is a teacher too, but she is not a Maths teacher.

Juan and Enric Soler are my friends. They are not brothers. They are cousins. Juan is 21 and he works for an auditing firm. He is an administrative assistant. Enric is 19. He is not from Valencia. He is from Andorra. He is a university student and a ski instructor. He works in a sports centre on Saturdays.

b (13) Listen and check your answers.

TAKEAWAY ENGLISH

Can you repeat that, please?

1a Write the words in order.

- 1 understand I'm don't sorry, I .
I'm sorry, I don't understand.
- 2 please spell How you do that ?
- 3 that Is in or capitals lower case ?
- 4 please you repeat Can that ?
- 5 that more please Can repeat you slowly ?



b Write phrases from **a** in the conversation.

A: Can I ask you a few questions please?

B: (1) I'm sorry, I don't understand. Can you repeat that, please?

A: Yes, of course. I'd like to ask you some questions.

B: OK.

A: What's your name, please?

B: My name's Philip Steins.

A: (2)

B: P-H-I-L-I-P S-T-E-I-N-S.

A: What's your phone number, Mr Steins?

B: It's 468 4932.

A: (3)

B: Yes, it's 4-6-8-4-9-3-2.

A: And what's your e-mail address, please?

B: It's Ph.Steins@workline.com.

A: (4)

B: Capital p, lower case h, dot, capital s, and lower case t-e-i-n-s.

A: Thank you. And ...

c (14) Listen and check your answers.

Reading

- 1 Work in pairs and discuss the following question:
How many ways do you know of saying hello to each other?

How Would People Greet Each Other

The way people greet each other in any culture is interesting. And in the UK people greet each other in many different ways.

If you are greeting someone older than you, it's polite to use their **surname** (姓氏) to show your respect. For example, you might say, "Hello, Mr Green." But if boy students or soldiers are meeting each other, they would say "Hi, mate", or "Alright, **buddy** (老兄)". To greet girls they would sound more **complimentary** (称赞的) by saying something like "Hello, my lovely", or "Hi, **gorgeous** (非常漂亮的)."

Each greeting shows the kind of **relationship** (关系) there is between the two persons. You would feel **uncomfortable** (不舒服的) if someone who is not your friend greets you with "mate" or "buddy."

Another common way for men to say "hello" or "goodbye" is to shake hands. Good friends sometimes change a handshake to a "**high five** (击掌)". This is informal and shows you are close friends. Some good friends have their own handshake that others do not know.

This shows that they are very good friends. It is something that they keep between themselves.

- 2 Use the greeting expressions in the text to fill in the table.

Relationship	Greetings
Common and polite	
Close between friends	

- 3 Translate the following sentences into English.
- 1 总统亲切地向我们挥手致意。(greet with)
 - 2 他很尊敬老年人。(show respect to)
 - 3 这支曲子听起来甜美。(sound)
 - 4 每一种问候显示出两个人之间的关系。(relationship)
 - 5 有时, 好朋友见面问候不是握手而是击掌。(high five)

Guided Writing: Writing an e-mail

Punctuation

- 1 Match the punctuation with the names.

(a) (b) (c) (d) (e) (f)
Hi my name's Kevin I'm thirty-six. What's your name?

- 1 comma b 3 hyphen 5 full stop
2 capital letter 4 question mark 6 apostrophe

- 2 Write capitals in the sentences.

- 1 I work in a shop.
2 I work on Saturdays.
3 See you in November.
4 I'm Italian.
5 Sandra's from Canada.
6 I study English.

- 3 Add correct punctuation to this e-mail.

Hi
Hi my names sandra and im twenty eight
i live in japan but im from france im a
french teacher and i work in an american
school i speak italian too where do you
live what do you do

- 4 Write an e-mail. Imagine you see this on the notice board at your English school. Write a message to Sunyoung with one or two questions.

From: Sunyoung@ywim.ko
To: Sutcliffe English College
Date: Wednesday, 14 September

Hi, my name's Sunyoung. I'm from Korea.

I'd like to meet new friends from all over the world.

What's your name?

Where are you from?

Write and tell me!



How to... remember new vocabulary

- 1 It helps to remember new vocabulary in groups. Put the words in the box below.

Brazil Hello accountant Italian January Spain Wednesday teacher May engineer
Portuguese Monday Morning Canada August Saturday See you French

Greetings	Months	Jobs	Countries	Languages	Days
			Brazil		

- 2 Write two other words in each group.
3 Continue to make word lists and add to them in the future. (Make posters for your class walls too!)

2

Friends and Families

Language Focus

this, these and plural nouns

1 Correct the sentences.

- I've got two ~~brother~~ and two sisters.
_____ brothers
- This are my cousins, Mark and Stephen.

- My friends Bob is from Canada.

- Have you got any brother or sisters?

- These is my aunt Mary. _____
- My fathers (my father and mother) live in New York. _____
- Have you got any childs?

- These are my grandparent. They're 70.

Possessive adjectives

2 Match the subject and the possessive adjective.

Subject	Possessive adjective
I	their
you	his
he	our
she	your
it	my
we	your
you	her
they	its

3 Complete the sentences with a possessive adjective.

- Are you on e-mail? What's your address?
- My sister writes books in _____ free time.
- My wife and I live with _____ two children.
- Paul speaks English but _____ mother's French and _____ father's German.
- _____ work telephone number is 04592 638149. I work from 9am-5pm.
- I've got two brothers. _____ names are Mark and David.
- Do you live with _____ parents?
- London is famous for _____ monuments — Buckingham Palace, Trafalgar Square, etc.

Possessive s

4 Put the ' in the correct place in the sentences.

- My brother's name is Paul.
- My aunts are my fathers sisters.
- This is my boyfriends sister, Christine.
- My cousins are my uncles children.
- Your sister is my brothers girlfriend.
- Our aunt, Mary, is my dads sister.
- My parents live with my sisters family.
- My wife is my mothers daughter-in-law.

Questions: do and does

5a Circle the correct form of do.

- What (do) / does you do?
- Where do / does you work?
- What do / does your father do?
- Where do / does your father work?
- What do / does your mother do?
- What do / does your brothers and sisters do?
- Where do / does you live?
- Where do / does your parents live?

b Check your answers.

c Practise saying the questions.

6a Answer the questions in Exercise 5 about you.

- _____
- _____
- _____
- _____
- _____
- _____
- _____
- _____

b In pairs, practise the questions and answers.

Present Simple (2)

7 Write the verbs in the correct form of the Present Simple.

The Online Family



Mark and Brenda Evans, and their two children, Amy and David, ¹ are (be) an online family. Mark Evans ² works (work) for a TV company and he ³ uses (use) a computer at work. His wife, Brenda, ⁴ is (be) a researcher. She ⁵ surfs (surf) the internet to find ideas for stories. Their two children ⁶ spend (spend) hours in front of the computer. Amy ⁷ is (be) ten and she ⁸ writes (write) e-mails to her friends. David ⁹ is (be) six and he ¹⁰ looks (look) for pictures and games on the net. In Britain people ¹¹ watch (watch) TV in the evening, but the Evans family ¹² play (play) computer games.

Present Simple: negative

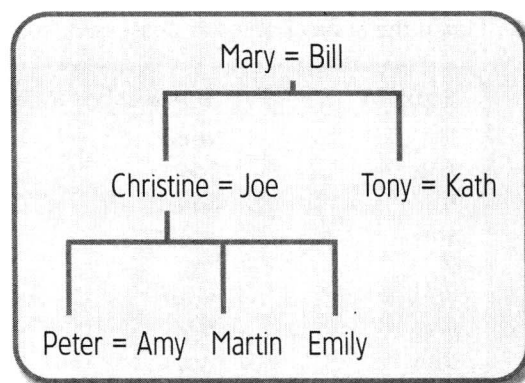
- 8 Complete the sentences about the Evans family with a negative form of the Present Simple.
- MARK: I don't work in a shop; I work for a TV company.
 - AMY: My mother uses the internet at work. She doesn't use the internet at home.
 - BRENDA: My husband works from Monday to Friday. He doesn't work at weekends.
 - DAVID: I live with my parents. I don't live with my friends.
 - AMY: My mother doesn't look for information in books. She looks for information on the internet.
 - DAVID: Amy writes e-mails. She doesn't write letters.
 - MARK: My children spend hours on the net. They don't spend hours playing football.
 - BRENDA: We don't watch TV in the evening. We play computer games.

Vocabulary

have you got

- 1 Complete the conversation with the correct form of *have got*.

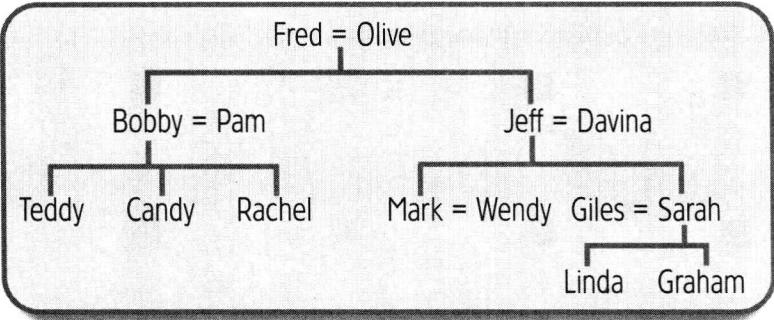
Who am I?



- A: Have you ¹ got any brothers or sisters?
 B: Yes, I ² have got. I ³ have got a brother and a sister. I ⁴ have got an aunt and an uncle but I haven't ⁵ got any cousins.
 A: ⁶ Have you got a brother-in-law?
 B: No, I ⁷ haven't got.
 A: Have you ⁸ got a sister-in-law?
 B: Yes, I ⁹ have got. Her name's Amy.
 A: ¹⁰ Have you got ¹¹ any grandparents?
 B: Yes, I ¹² have got ¹³ a grandmother and a grandfather.

Family members

2 Look at the family tree and write the names.



- 1 Pam's my wife. Bobby
- 2 Sarah's my mother and Graham's my brother.
- 3 I've got two sisters.
- 4 My wife's got a grandmother called Olive.
- 5 I've got one sister and three cousins.
- 6 My dad's name's Giles and my sister's name's Linda.
- 7 Sarah's my sister-in-law and Mark's my husband.
- 8 Davina's my mother-in-law and Sarah's my wife.
- 9 Fred's my grandfather and Mark's my brother.
- 10 Davina's our aunt and Jeff's our uncle.

Jobs and occupations

3 Complete the sentences with words from the box.

amateur photographer ambulance driver
police officer high school student
journalist primary school teacher
sports instructor university student

- 1 I'm a journalist. I write stories for a newspaper.
- 2 I'm an . I take photos at weekends.
- 3 My husband's a . He works for a gym from Monday to Friday.
- 4 Jim's a . He wears a black uniform.
- 5 My sister's a . She studies economics at Oxford.
- 6 My brother's 14. He's a .
- 7 My father's an . He drives very well.
- 8 My mother's a . She loves children.

Morning routines

4a Write the phrases beside the pictures.

brush his teeth get dressed
get up go for a run
have a shower have breakfast
leave the house wake up

1 7:00

wake up

2 7:15

3 7:30

4 8:00

5 8:00

6 8:15

7 8:30

8 8:30

b Write about the morning routine in a.

- 1 At seven o'clock he wakes up.
- 2
- 3
- 4 & 5
- 6
- 7 & 8

Drinks and snacks

5 Write the names of the drinks and snacks.

1 red wine



2 c
s




3 m
w



4 c



5 t
j



6 b



7 p



8 w
w




9 c



10 o
j



11 c




12 t



Vocabulary Extension

More morning routines

1a Match the phrases with the pictures.



- 1 have a cup of coffee e
- 2 walk to work d
- 3 get to work f
- 4 start work g
- 5 read the newspaper a
- 6 get up late h
- 7 shave c
- 8 get the train to work b

- b 21 Listen and check your answers.
- c Practise saying the phrases. Listen and repeat.
- d Copy the phrases into your notebook.

Pronunciation

do / does and don't / doesn't

- 1a 22 Listen to these sounds and words.
 - 1 /u:/ do, you, two
 - 2 /əʊ/ don't, go, no
 - 3 /ʌ/ does, doesn't

b 23 Listen and tick the words you hear in the sentences.

	do	don't	does	doesn't
1	✓	✓		
2				
3				
4				
5				

c Listen again and repeat.

Would you like?

2a Underline the stressed words in the conversation.

- A: Are you thirsty?
- B: Yes, I am.
- A: What would you like to drink?
- B: A mineral water, please.
- A: Would you like something to eat?
- B: Yes, please.
- A: What would you like?
- B: A ham sandwich, please.

- b 24 Listen and check your answers.
- c Remember the pronunciation of *would you* is /wʊdʒə/. Practise the conversation. Listen and repeat.