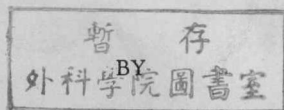


UROLOGICAL  
SURGERY

DODSON



# UROLOGICAL SURGERY



AUSTIN INGRAM DODSON, M.D., F.A.C.S.

Richmond, Virginia

Professor of Urology, Medical College of Virginia; Urologist to the Hospital Division,  
Medical College of Virginia; Urologist to Crippled Children's Hospital;  
Urologist to St. Elizabeth's Hospital; Urologist to St.  
Luke's Hospital and McGuire Clinic

With Contributions by

RANDAL A. BOYER, M.D.

DOUGLAS G. CHAPMAN, M.D., F.A.C.P.

FRED M. HODGES, M.D., F.A.C.R.

T. LEON HOWARD, M.D., F.A.C.S.

GUY WINSTON HORSLEY, M.D., F.A.C.S.

LINWOOD D. KEYSER, M.D., F.A.C.S.

ROBERT B. McIVER, M.D., F.A.C.S.

CHARLES M. NELSON, M.D.

WILLIAMS E. PEMBLETON, M.D.

GEORGE C. PRATHER, M.D., F.A.C.S.

JAMES H. SEMANS, M.D., F.A.C.S.

LAWRENCE O. SNEAD, M.D., F.A.C.R.

SECOND EDITION

WITH 645 ILLUSTRATIONS

ST. LOUIS  
THE C. V. MOSBY COMPANY

1950



17D  
D66

COPYRIGHT, 1944, 1950, BY THE C. V. MOSBY COMPANY

*(All rights reserved)*

First Edition Reprinted

May, 1946

Printed in the  
United States of America



Press of  
The C. V. Mosby Company  
St. Louis

# CONTENTS

CHAPTER I		PAGE
ANATOMY OF THE UROGENITAL TRACT - - - - -		17
The Kidneys, 17; The Ureters, 22; The Bladder, 25; The Male Urethra and Its Supporting Structures, 28; The Female Urethra, 32; The Penis, 32; The Scrotum, 35; The Testicles, 37; The Epididymides, 37; The Vas Deferens, 37; Vestigial Structures, 37; The Testicular Tunics, 39; The Prostate, 40; The Seminal Vesicles, 41.		
CHAPTER II		
DIAGNOSIS AND UROGRAPHY - - - - -		42
Diagnosis, 42; History, 42; General Physical Examination, 45; Preoperative Urological Examination, 48; Urography, By Lawrence O. Snead, M.D., F.A.C.R., 52.		
CHAPTER III		
PREOPERATIVE AND POSTOPERATIVE CARE. Revised by Charles M. Nelson, M.D. - - -		100
Preoperative Treatment, 100; Postoperative Treatment, 102.		
CHAPTER IV		
RADIATION THERAPY OF LESIONS OF GENITOURINARY TRACT. By Fred M. Hodges, M.D., F.A.C.R., and Randal A. Boyer, M.D. - - - - -		113
General Considerations, 113; Renal Tumors, 114; Tumors of the Bladder, 114; Tumors of the Prostate Gland, 115; Tumors of the Urethra, 115; The Penis, 115; Carcinoma of the Penis, 115; Plastic Induration of the Penis (Peyronie's Disease), 116; Carcinoma of the Scrotum, 116; Testicular Tumors, 116; Irradiation of Metastatic Malignancy, 116.		
CHAPTER V		
ACID-BASE BALANCE AND FLUID ADMINISTRATION. By Douglas G. Chapman, M.D., F.A.C.P. - - -		118
CHAPTER VI		
BLOOD TRANSFUSION AND THE TREATMENT OF SHOCK. By Guy Winston Horsley, M.D., F.A.C.S. - - - - -		135
CHAPTER VII		
ANESTHESIA IN UROLOGICAL SURGERY. By Williams E. Pembleton, M.D. - - - - -		148
Premedication, 148; Local Anesthesia, 149; Spinal Anesthesia, 151; General Anesthesia, 152.		
CHAPTER VIII		
SURGICAL APPROACH TO THE KIDNEY. INCISIONS FOR OPERATIONS ON THE KIDNEY - - -		155
Surgical Approach to the Kidney, 155; Incisions, 157; The Lumbar Incision, 157; The Vertical Incision of Simon, 165; Resection of the Twelfth Rib, 166, Anterior Abdominal Incision, 169.		
CHAPTER IX		
CONGENITAL ANOMALIES OF THE KIDNEY AND THEIR TREATMENT - - - - -		171
Congenital Solitary Kidney, 171; Congenital Hypoplasia, 172; Ectopic Kidney, 172; Horseshoe Kidney, 180.		



CHAPTER X		PAGE
THE SURGICAL TREATMENT OF RENAL INFECTIONS - - - - -		190
Pyelonephritis, 190; Infection of the Renal Cortex, 194; Perirenal Abscess, 197; Nephrostomy, 199; Cabot's Nephrostomy, 202; Marion's Nephrostomy, 206.		
CHAPTER XI		
RENAL TUBERCULOSIS AND ITS TREATMENT. By T. Leon Howard, M.D., F.A.C.S. - - -		207
Diagnosis of Renal Tuberculosis, 208; Nephrectomy, 213; Comments, 216.		
CHAPTER XII		
INJURIES OF THE KIDNEY AND THEIR TREATMENT. By George C. Prather, M.D., F.A.C.S. -		218
Types of Force Producing Injury, 218; Pathological Changes, 220; Symptoms, 221; X-ray Examination, 222; Clinical Course, 222; Diagnosis, 224; Treatment, 224; Follow-up Observations, 226.		
CHAPTER XIII		
NEPHROPTOSIS AND ITS TREATMENT - - - - -		227
Nephroptosis, 227; Nephropexy, 230; Kelly Nephropexy, 231; Deming Nephropexy, 236; Edebohl Nephropexy, 237; Albarran Nephropexy, 237; Young Nephropexy, 242; Vogel Nephropexy, 244; Lowsley Nephropexy, 244.		
CHAPTER XIV		
RENAL CALCULI AND THEIR TREATMENT - - - - -		246
Renal Calculi, 246; Operations for Renal Calculi, 253; Pyelolithotomy, 256; Pyelo- nephrolithotomy, 262; Nephrolithotomy, 264; Heminephrectomy, 271; Postoperative Care, 276.		
CHAPTER XV		
HYDRONEPHROSIS. SURGICAL TREATMENT OF OBSTRUCTION AT THE URETEROPELVIC JUNC- TURE - - - - -		280
Hydronephrosis, 280; Surgical Treatment of Obstruction at Ureteropelvic Junc- ture, 284.		
CHAPTER XVI		
CYSTS OF THE KIDNEY AND THEIR TREATMENT - - - - -		308
Solitary Cysts, 308; Polycystic Disease, 310.		
CHAPTER XVII		
TUMORS OF THE KIDNEY AND THEIR TREATMENT - - - - -		315
Tumors of the Adult Renal Parenchyma, 315; Tumors of the Renal Pelvis, 326; Tumors of the Renal Parenchyma in Children, 333; Embryonal Adenomyosarcoma (Wilms' Tumor), 333.		
CHAPTER XVIII		
NEPHRECTOMY - - - - -		344
Lumbar Nephrectomy, 345; Subcapsular Nephrectomy, 352; Nephroureterectomy, 353; Transperitoneal Nephrectomy, 354; Accidents, 359.		
CHAPTER XIX		
ANEURYSM OF THE RENAL ARTERY - - - - -		363
CHAPTER XX		
OPERATIONS UPON THE ADRENAL GLAND - - - - -		367

## CHAPTER XXI

PAGE

SURGICAL APPROACH TO THE URETERS. INCISIONS FOR OPERATIONS ON URETERS - - -	372
Surgical Approach to Ureters, 372; Blood Vessels, 373; Nerves, 373; Incisions for Exposing the Ureter, 374.	

## CHAPTER XXII

CONGENITAL ANOMALIES OF THE URETER AND THEIR TREATMENT - - - - -	390
Anomalies of Number, 390; Anomalies of Position, 391; Abnormal Implantation, 391; Congenital Ureteral Strictures, 392; Congenital Valves, 393; Diverticulum, 393; Ureteral Kinks, 394; Ureterocele, 394; Megaloureter, 397.	

## CHAPTER XXIII

PYLOURETER AND ITS TREATMENT - - - - -	402
--	-----

## CHAPTER XXIV

DENERVATION OF THE URETER FOR PAINFUL SPASM - - - - -	403
---	-----

## CHAPTER XXV

URETERAL CALCULI AND THEIR TREATMENT - - - - -	406
General Considerations, 406; Cystoscopic Treatment, 411; Ureterotomy, 416; Ureterostomy, 417.	

## CHAPTER XXVI

INJURIES OF THE URETER AND THEIR TREATMENT. By George C. Prather, M.D., F.A.C.S.	420
Physiological Considerations, 420; Penetrating Injuries, 421; Cystoscopic Injuries, 422; Surgical Injuries, 423.	

## CHAPTER XXVII

URETEROURETEROSTOMY; URETEROCYSTOSTOMY; URETEROSTOMY, EXTERNAL; URETERO-SIGMOIDOSTOMY - - - - -	427
Ureteroureterostomy, 427; Transureteroureteral Anastomosis, 428; Ureterocystostomy, 430; Ureterostomy, External, 439; Transplantation of the Ureter to the Skin, 439; Ureterosigmoidostomy, By Robert B. McIver, M.D., F.A.C.S., 444; Indications, 450; Preparation for Surgery, 452; Operative Technique, 452; Post-operative Care, 454; Complications, 454; Pregnancy Following Ureterocolostomy, 455.	

## CHAPTER XXVIII

TUMORS OF THE URETER AND THEIR TREATMENT. URETERECTOMY - - - - -	457
Tumors of the Ureter, 457; Ureterectomy, 459.	

## CHAPTER XXIX

SURGICAL APPROACH TO THE BLADDER. INCISIONS FOR OPERATIONS ON THE BLADDER -	464
Surgical Approach to the Bladder, 464; Suprapubic Cystotomy and Cystostomy, 467; Vaginal Cystotomy and Cystostomy, 473; Perivesical Drainage, 473.	

## CHAPTER XXX

INJURIES OF THE BLADDER AND THEIR TREATMENT. By George C. Prather, M.D., F.A.C.S.	476
Penetrating Wounds of the Bladder, 476; Rupture of the Bladder, 478.	

## CHAPTER XXXI

VESICAL FISTULAS - - - - -	483
Vesicocutaneous Fistulas, 483; Vesicointestinal Fistulas, 485; Vesicovaginal Fistulas, 486.	



CHAPTER XXXII		PAGE
NEUROGENIC DISEASE OF THE BLADDER. By James H. Semans, M.D., F.A.C.S. - - - -		494
CHAPTER XXXIII		
THE SURGICAL TREATMENT OF PATENT URACHUS, CYSTS OF URACHUS, EXSTROPHY OF BLADDER AND DIVERTICULA OF THE BLADDER - - - - -		507
Patent Urachus and Urachal Cyst, 507; Exstrophy of the Bladder, 508; Diverticu- la, 509; Diverticulectomy, 512.		
CHAPTER XXXIV		
TUMORS OF THE BLADDER, GENERAL CONSIDERATIONS - - - - -		518
Nonepithelial Tumors; 518; Epithelial Tumors, 520.		
CHAPTER XXXV		
SURGICAL TREATMENT OF BLADDER TUMORS - - - - -		537
Excision of Tumors, 537; The Transvesical Application of Diathermy, 542; The Transvesical Application of Radium, 545; Resection of the Bladder, 549; Total Cystectomy, 558.		
CHAPTER XXXVI		
THE SURGICAL TREATMENT OF THE MALE URETHRA - - - - -		572
CHAPTER XXXVII		
CONGENITAL ANOMALIES OF THE MALE URETHRA AND THEIR TREATMENT - - - - -		573
Congenital Valves, 573; Contracture of the Internal Sphincter and Hypertrophy of the Verumontanum, 575; Epispadias, 575; Hypospadias, 585; The Ombrédanne Operation, 603; Hermaphroditism, 607.		
CHAPTER XXXVIII		
SURGICAL TREATMENT OF STRICTURES AND FISTULAS OF THE MALE URETHRA, AND PERINEAL DEFECTS - - - - -		611
Meatotomy, 611; Internal Urethrotomy, 611; External Urethrotomy and Urethros- tomy, 612; Perineal Operations for Stricture of the Urethra, 612; Excision of Stric- ture With Urethral Anastomosis, 617; Excision of Perineal Fistulas, 618; Closure of Rectourethral Fistula, 620; Young's Operation, 621; Repair of Perineal Defects, 622; Diverticula, 626.		
CHAPTER XXXIX		
INJURIES OF THE URETHRA AND THEIR TREATMENT. By George C. Prather, M.D., F.A.C.S. - - - -		630
Penile Urethra, 630; Bulbous Urethra, 630; Deep Urethra, 633.		
CHAPTER XL		
CARCINOMA OF THE MALE URETHRA AND ITS TREATMENT - - - - -		643
CHAPTER XLI		
SURGICAL CONDITIONS OF THE FEMALE URETHRA AND THEIR TREATMENT - - - - -		654
Injury, 654; Epispadias, 656; Hypospadias, 660; Diverticulum, 660; Urethrovag- inal Fistula, 662; Prolapse of the Urethra, 662; Neoplasms of the Female Urethra, 663.		
CHAPTER XLII		
SURGICAL CONDITIONS OF THE PENIS AND THEIR TREATMENT - - - - -		669
Circumcision, 669; Injuries of the Penis, 671; Carcinoma of the Penis, 673.		

## CHAPTER XLIII

	PAGE
SURGICAL CONDITIONS OF THE SCROTUM AND THEIR TREATMENT - - - - -	686
Wounds of the Scrotum, 686; Suppurative Processes, 688; Idiopathic Gangrene of Scrotum, 688; Plastic Operations Upon the Scrotum, 692; Elephantiasis, 693; Carcinoma of the Scrotum, 696.	

## CHAPTER XLIV

SURGICAL DISEASES OF THE TUNICA VAGINALIS AND SPERMATIC CORD AND THEIR TREATMENT - - - - -	697
Hydrocele, 697; Hematocele, 708; Hydroceles and Cysts of the Spermatic Cord, 709; Tumors of the Spermatic Cord, 710; Torsion of the Spermatic Cord, 712; Varicocele, 714; Inguinal Varicoectomy, 719.	

## CHAPTER XLV

SURGICAL CONDITIONS OF THE TESTICLE AND THEIR TREATMENT - - - - -	722
Injuries of the Testicle, 722; Luxation or Dislocation of the Testicle, 722; Wounds of the Testicle, 723; Cryptorchidism, 723; Ectopic Testicle, 733; Orchitis, 734; Suppurative Orchitis, 735; Tumors of the Testicle, 735; Orchiectomy, 742.	

## CHAPTER XLVI

SURGICAL CONDITIONS OF THE EPIDIDYMISS, VAS DEFERENS AND SEMINAL VESICLES AND THEIR TREATMENT - - - - -	747
The Epididymis, 747; Acute Epididymitis, 747; Tuberculosis of the Epididymis, 748; Epididymovasectomy, 749; Chronic Nontuberculous Epididymitis, 752; Inflammatory Occlusion of the Epididymis or Vas Deferens, 755; Vas Deferens, 758; The Seminal Vesicles, 759.	

## CHAPTER XLVII

ENDOCRINOLOGY AND ENDOCRINE THERAPY OF THE PROSTATE. By Linwood D. Keyser, M.D., F.A.C.S. - - - - -	762
The Testicular Hormones, 762; The Pituitary Hormone, 762; The Nature of Prostatic Enlargement, 764; The Incidence of Benign and Malignant Prostatism, 765; Clinical Use of Hormone Therapy in Benign Prostatism, 765; Endocrine Therapy in Prostatic Cancer, 767; Significance of Serum Phosphatase, 768; Sedimentation Rate of Erythrocytes, 769; The Significance of 17 Ketosteroids, 769; Clinical Treatment of Prostatic Cancer, 769; Antiandrogen Treatment Preliminary to Total Prostatectomy, 770.	

## CHAPTER XLVIII

THE PROSTATE GLAND - - - - -	773
Choice of Treatment, 778; Transurethral Resection, 781; Prostatectomy, 788; Suprapubic Prostatectomy, 789; Postoperative Treatment, 798; Retropubic Prostatectomy, 799; Perineal Prostatectomy, 803; Carcinoma of Prostate, 816; Postoperative Urinary Incontinence, 820.	



增 存  
 外科學院圖書室  
 外科學院圖書室  
 外科學院圖書室


UROLOGICAL SURGERY







# UROLOGICAL SURGERY



AUSTIN INGRAM DODSON, M.D., F.A.C.S.

Richmond, Virginia

Professor of Urology, Medical College of Virginia; Urologist to the Hospital Division,  
Medical College of Virginia; Urologist to Crippled Children's Hospital;  
Urologist to St. Elizabeth's Hospital; Urologist to St.  
Luke's Hospital and McGuire Clinic

With Contributions by

RANDAL A. BOYER, M.D.

DOUGLAS G. CHAPMAN, M.D., F.A.C.P.

FRED M. HODGES, M.D., F.A.C.R.

T. LEON HOWARD, M.D., F.A.C.S.

GUY WINSTON HORSLEY, M.D., F.A.C.S.

LINWOOD D. KEYSER, M.D., F.A.C.S.

ROBERT B. McIVER, M.D., F.A.C.S.

CHARLES M. NELSON, M.D.

WILLIAMS E. PEMBLETON, M.D.

GEORGE C. PRATHER, M.D., F.A.C.S.

JAMES H. SEMANS, M.D., F.A.C.S.

LAWRENCE O. SNEAD, M.D., F.A.C.R.

SECOND EDITION

WITH 645 ILLUSTRATIONS

ST. LOUIS  
THE C. V. MOSBY COMPANY

1950



17D  
D66

COPYRIGHT, 1944, 1950, BY THE C. V. MOSBY COMPANY

*(All rights reserved)*

First Edition Reprinted

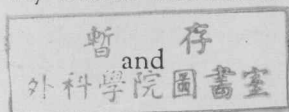
May, 1946

Printed in the  
United States of America



Press of  
The C. V. Mosby Company  
St. Louis

TO  
J. SHELTON HORSLEY, M.D., LL.D., F.A.C.S.  
my teacher and friend



to my sons  
AUSTIN INGRAM DODSON, JR.  
and  
BEVERLY BARHAM DODSON

This book is affectionately dedicated





## PREFACE TO SECOND EDITION

In presenting a second edition of *Urological Surgery*, I wish to express my sincere gratitude for the kindly manner in which the first edition was received. Approval has been very generous and criticisms have been kindly and helpful. Added experience and the progress of urology require some changes in the material originally presented and some additions to its contents. The purpose set forth in the first paragraph of the preface to the first edition is adhered to.

Dr. Randal A. Boyer has replaced Dr. R. A. Berger in association with Dr. Fred M. Hodges in the preparation of the chapter on Radiation Therapy, and the chapter in this edition on Anesthesia is written by Dr. W. E. Pembleton, professor of anesthesiology at Medical College of Virginia.

In addition to these changes in contributors, Dr. Charles M. Nelson has revised the chapter on Preoperative and Postoperative Care; the chapter on Renal Tuberculosis has been rewritten by Dr. T. Leon Howard; the chapter on Injuries of the Kidney has been rewritten by Dr. George C. Prather; the chapter on Neurogenic Disease of the Bladder has been rewritten by Dr. James H. Semans; and Dr. Robert B. McIver has rewritten the section on Ureterointestinal Anastomosis.

A few of the illustrations have been replaced by others more clearly depicting the author's idea of the proper operative technique and a number of illustrations have been added where it was thought they would be helpful.

The chapter on Nephroptosis has been deleted to some extent. This chapter in the first edition was out of proportion to the rest of the book. Additions have been made in Chapter XXI to include the operation devised by Dr. Fred Foley for exposure of the upper portion of the ureter, and in Chapter XXVII to include the author's methods of ureterocutaneous and ureterovesical anastomosis. In the discussion of the carcinoma of the bladder, a number of new illustrations have been added illustrating the technique of more radical surgery. In the chapter on The Prostate Gland, the operation for retropubic removal of the prostate has been added and more emphasis is given radical surgery in the treatment of prostatic malignancy. Additional operative procedures have been added in the treatment of hypospadias, and correction is made in the legends of the Bucknall operation which was incorrectly accredited to Bidder in the first edition.

There have been some very slight changes in the arrangement of the material. Urography and Cystography by Dr. L. O. Snead has been added to the chapter on Diagnosis, and Preoperative and Postoperative Care has been given a separate chapter. The chapter on Blood Transfusions has been replaced by a chapter devoted to discussion of the treatment of hemorrhage and shock. In many of the remaining chapters additions and changes have been made with the hope of increasing the usefulness of the book.

Illustrations are by Miss Helen Lorraine. Thanks are due Dr. Donald Gilbert for aid in correcting proof.

AUSTIN I. DODSON.

Richmond, Virginia

## PREFACE TO FIRST EDITION

It is the purpose of this book to present and discuss those surgical problems arising in everyday urological practice. It is not intended as a complete treatise on the diseases of the genitourinary organs, but as an aid in clinical work and as a surgical supplement to the excellent books on principles and practice of urology now in use. The subject matter is arranged on an anatomical basis in the belief that an individual problem can be referred to more easily.

It was originally my intention to confine the book to surgical treatment, but realizing that in many communities urological surgery must be done by surgeons lacking a basic training in urology, it seemed best to add some discussion of diagnosis and pathology where such discussion would clarify the subject.

The chapter on anatomy contains the essentials for surgical needs. Its chief purpose is to call attention to the manner in which anatomical arrangement influences the progress of disease and how the anatomy can be taken advantage of in surgical treatment. In chapters on surgical approach, attention is called to the important anatomical structures overlying the urinary organs, and incisions for adequate exposure with minimum damage to these structures are described. One or more procedures are described in dealing with each surgical problem. No claim is made for originality in any instance. Operations are described that I have found useful or that seem to be physiologically sound. Many excellent operative procedures are necessarily left out for lack of space.

The book is to a great extent an expression of my own experience. For additional material I have made liberal use of the recent urological literature. If in any instance credit is not given to the author of an article or to the originator of an operation, it is unintentional and apologies are extended. A bibliography is appended to each chapter to indicate the source of material and to permit a more detailed study of the subject under discussion.

Chapters on Excretory Urography and Cystography, Radiation Therapy, Acid Base Balance and Fluid Administration, Blood Transfusion, Anesthesia in Urological Surgery, and Endocrinology and Endocrine Therapy of the Prostate, are written by men well versed in these particular fields. These chapters add materially to the value of the book and I wish here to express my appreciation to these contributors.

The book is illustrated by Miss Helen Lorraine. I am also indebted to Miss Lorraine for valuable aid in assembling the material and arranging the chapters.

I wish to express my appreciation for permission to use a number of illustrations from Chapters 68-72, of Horsley and Bigger, *Operative Surgery*, fifth edition, 1940.

Thanks are due to Dr. J. Shelton Horsley for many helpful suggestions in the preparation of the text.

AUSTIN I. DODSON

Richmond, Virginia



# CONTENTS

## CHAPTER I

	PAGE
ANATOMY OF THE UROGENITAL TRACT - - - - -	17
The Kidneys, 17; The Ureters, 22; The Bladder, 25; The Male Urethra and Its Supporting Structures, 28; The Female Urethra, 32; The Penis, 32; The Scrotum, 35; The Testicles, 37; The Epididymides, 37; The Vas Deferens, 37; Vestigial Structures, 37; The Testicular Tunics, 39; The Prostate, 40; The Seminal Vesicles, 41.	

## CHAPTER II

DIAGNOSIS AND UROGRAPHY - - - - -	42
Diagnosis, 42; History, 42; General Physical Examination, 45; Preoperative Urological Examination, 48; Urography, By Lawrence O. Snead, M.D., F.A.C.R., 52.	

## CHAPTER III

PREOPERATIVE AND POSTOPERATIVE CARE. Revised by Charles M. Nelson, M.D. - - -	100
Preoperative Treatment, 100; Postoperative Treatment, 102.	

## CHAPTER IV

RADIATION THERAPY OF LESIONS OF GENITOURINARY TRACT. By Fred M. Hodges, M.D., F.A.C.R., and Randal A. Boyer, M.D. - - - - -	113
General Considerations, 113; Renal Tumors, 114; Tumors of the Bladder, 114; Tumors of the Prostate Gland, 115; Tumors of the Urethra, 115; The Penis, 115; Carcinoma of the Penis, 115; Plastic Induration of the Penis (Peyronie's Disease), 116; Carcinoma of the Scrotum, 116; Testicular Tumors, 116; Irradiation of Metastatic Malignancy, 116.	

## CHAPTER V

ACID-BASE BALANCE AND FLUID ADMINISTRATION. By Douglas G. Chapman, M.D., F.A.C.P. - - -	118
---	-----

## CHAPTER VI

BLOOD TRANSFUSION AND THE TREATMENT OF SHOCK. By Guy Winston Horsley, M.D., F.A.C.S. - - - - -	135
--	-----

## CHAPTER VII

ANESTHESIA IN UROLOGICAL SURGERY. By Williams E. Pembleton, M.D. - - - - -	148
Premedication, 148; Local Anesthesia, 149; Spinal Anesthesia, 151; General Anesthesia, 152.	

## CHAPTER VIII

SURGICAL APPROACH TO THE KIDNEY. INCISIONS FOR OPERATIONS ON THE KIDNEY - - -	155
Surgical Approach to the Kidney, 155; Incisions, 157; The Lumbar Incision, 157; The Vertical Incision of Simon, 165; Resection of the Twelfth Rib, 166, Anterior Abdominal Incision, 169.	

## CHAPTER IX

CONGENITAL ANOMALIES OF THE KIDNEY AND THEIR TREATMENT - - - - -	171
Congenital Solitary Kidney, 171; Congenital Hypoplasia, 172; Ectopic Kidney, 172; Horseshoe Kidney, 180.	