


HANDBOOK EDITION

Featuring:
iText
Interactive text online and on CD-ROM

Prentice Hall **WRITING and GRAMMAR**

Communication in Action

Ruby Level




HAND




Prentice Hall WRITING and GRAMMAR

Communication in Action

Ruby Level



Ruby Level
Handbook Edition



Upper Saddle River, New Jersey
Boston, Massachusetts

WRITING and GRAMMAR

Communication in Action

Handbook Edition


Copper
Bronze
Silver
Gold
Platinum
Ruby
Diamond

Copyright © 2004 by Pearson Education, Inc., publishing as Pearson Prentice Hall, Boston, Massachusetts 02116. All rights reserved. Printed in the United States of America. This publication is protected by copyright, and permission should be obtained from the publisher prior to any prohibited reproduction, storage in a retrieval system, or transmission in any form or by any means, electronic, mechanical, photocopying, recording, or likewise. For information regarding permission(s), write to: Rights and Permissions Department, One Lake Street, Upper Saddle River, New Jersey 07458.

Pearson Prentice Hall™ is a trademark of Pearson Education, Inc.

Pearson® is a registered trademark of Pearson plc.

Prentice Hall® is a registered trademark of Pearson Education, Inc.



ISBN 0-13-037551-9

10 09 08 07

Use **Text** Writing and Grammar, the interactive textbook!

Includes every
grammar exercise
in this book!

- instant feedback on interactive grammar exercises
- interactive writing tools and writing tutorials
- access to the *Prentice Hall Online Essay Scorer*

iText is also available on CD-ROM.

Go on-line to get instant help on the Writing and Grammar Web site!

- additional grammar practice opportunities
- scoring rubrics with scored student models
for different modes of writing

Here's how to use the Writing and Grammar Web site:


Look for these Web Codes in your book:

efg-1101

efg-1102

Here's how to use Web Codes:

1. Go on-line. Enter URL: PHSchool.com
2. If you want instant feedback on interactive grammar exercises,
enter Web Code: [efg-1102](#)
Choose the appropriate chapter from the menu that appears.
3. If you want to review writing rubrics and scored student models,
enter Web Code: [efg-1101](#)
Choose the appropriate chapter from the menu that appears.



Program Authors

The program authors guided the direction and philosophy of *Prentice Hall Writing and Grammar: Communication in Action*. Working with the development team, they contributed to the pedagogical integrity of the program and to its relevance to today's teachers and students.




Joyce Armstrong Carroll

In her forty-year career, Joyce Armstrong Carroll, Ed.D., has taught on every grade level from primary to graduate school. In the past twenty years, she has trained teachers in the teaching of writing. A nationally known consultant, she has served as president of TCTE and on NCTE's Commission on Composition. More than fifty of her articles have appeared in journals such as *Curriculum Review*, *English Journal*, *Media & Methods*, *Southwest Philosophical Studies*, *Ohio English Journal*, *English in Texas*, and the *Florida English Journal*. With Edward E. Wilson, Dr. Carroll co-authored *Acts of Teaching: How to Teach Writing* and co-edited *Poetry After Lunch: Poems to Read Aloud*. Beyond her direct involvement with the writing pedagogy presented in this series, Dr. Carroll guided the development of the Hands-on Grammar feature. She co-directs the New Jersey Writing Project in Texas.

Edward E. Wilson

A former editor of *English in Texas*, Edward E. Wilson has served as a high-school English teacher and a writing consultant in school districts nationwide. Wilson has served on the Texas Teacher Professional Practices Commission and on NCTE's Commission on Composition. With Dr. Carroll, he co-wrote *Acts of Teaching: How to Teach Writing* and co-edited the award-winning *Poetry After Lunch: Poems to Read Aloud*. In addition to his direct involvement with the writing pedagogy presented in this series, Wilson provided inspiration for the Spotlight on Humanities feature. Wilson's poetry appears in Paul Janeczko's anthology *The Music of What Happens*. Wilson co-directs the New Jersey Writing Project in Texas.



Gary Forlini

Gary Forlini, a nationally known education consultant, developed the grammar, usage, and mechanics instruction and exercises in this series. After teaching in the Pelham, New York, schools for many years, he established Research in Media, an educational research agency that provides information for product developers, school staff developers, media companies, and arts organizations, as well as private-sector corporations and foundations. Mr. Forlini was co-author of the *S.A.T. Home Study* program and has written numerous industry reports on elementary, secondary, and post-secondary education markets.



National Advisory Panel

The teachers and administrators serving on the National Advisory Panel provided ongoing input into the development of *Prentice Hall Writing and Grammar: Communication in Action*. Their valuable insights ensure that the perspectives of teachers and students throughout the country are represented within the instruction in this series.

Dr. Pauline Bigby-Jenkins

Coordinator for Secondary English
Language Arts
Ann Arbor Public Schools
Ann Arbor, Michigan

Lee Bromberger

English Department Chairperson
Mukwonago High School
Mukwonago, Wisconsin

Mary Chapman

Teacher of English
Free State High School
Lawrence, Kansas

Jim Deatherage

Language Arts Department
Chairperson
Richland High School
Richland, Washington

Luis Dovalina

Teacher of English
La Joya High School
La Joya, Texas

JoAnn Giardino

Teacher of English
Centennial High School
Columbus, Ohio

Susan Goldberg

Teacher of English
Westlake Middle School
Thornwood, New York

Jean Hicks

Director, Louisville Writing Project
University of Louisville
Louisville, Kentucky

Karen Hurley

Teacher of Language Arts
Perry Meridian Middle School
Indianapolis, Indiana

Karen Lopez

Teacher of English
Hart High School
Newhall, California

Marianne Minshall

Teacher of Reading and Language Arts
Westmore Middle School
Columbus, Ohio

Nancy Monroe

English Department Chairperson
Bolton High School
Alexandria, Louisiana

Ken Spurlock

Assistant Principal
Boone County High School
Florence, Kentucky

Cynthia Katz Tyroff

Staff Development Specialist
and Teacher of English
Northside Independent School District
San Antonio, Texas

Holly Ward

Teacher of Language Arts
Campbell Middle School
Daytona Beach, Florida

Grammar Review Team

The following teachers reviewed the grammar instruction in this series to ensure accuracy, clarity, and pedagogy.

Kathy Hamilton
Paul Hertzog
Daren Hoisington
Beverly Ladd

Karen Lopez
Dianna Louise Lund
Sean O'Brien



CONTENTS IN BRIEF

Chapters

1–16

Part 1: Writing 1

Chapter	1 The Writer in You	2
	2 A Walk Through the Writing Process	4
	3 Sentences, Paragraphs, and Compositions: Structure and Style .	16
	4 Narration: Autobiographical Writing	32
	5 Narration: Short Story	48
	6 Description	62
	7 Persuasion: Persuasive Essay . . .	76
	8 Persuasion: Advertisement	92
	9 Exposition: Comparison-and-Contrast Essay .	106
	10 Exposition: Cause-and-Effect Essay	124
	11 Exposition: Problem-and-Solution Essay	138
	12 Research: Documented Essay . . .	154
	13 Research: Research Paper	170
	14 Response to Literature	192
	15 Writing for Assessment	208
	16 Workplace Writing	218



Chapters
17–27

Part 2: Grammar, Usage, and Mechanics 228

Chapter 17 The Parts of Speech	230
18 Basic Sentence Parts	268
19 Phrases and Clauses	292
20 Effective Sentences	330
21 Verb Usage	368
22 Pronoun Usage	406
23 Agreement	424
24 Using Modifiers	456
25 Miscellaneous Problems in Usage	474
26 Capitalization	496
27 Punctuation	514



Chapters
28–32

Part 3: Academic and Workplace Skills 588

Chapter 28 Speaking, Listening, Viewing, and Representing	590
29 Vocabulary and Spelling	610
30 Reading Skills	632
31 Study, Reference, and Test-Taking Skills	652
32 Workplace Skills and Competencies	676

Resources

Citing Sources and Preparing Manuscript	688
Penmanship Reference	688
Internet Research Handbook	695
Commonly Overused Words	698
Commonly Misspelled Words	700
Abbreviations Guide	702
Proofreading Symbols Reference	706
Student Publications	707
Sentence Diagraming Workshop	708
Index	720



CONTENTS

PART 1: WRITING

Chapter

1

The Writer in You 2

Writing in Everyday Life 2

What Are the Qualities of Good Writing? 3

Reflecting on Your Writing 3

Chapter

2

A Walk Through the Writing Process 4

2.1 What Is Prewriting? 6

2.2 What Is Drafting? 10

2.3 What Is Revising? 11

2.4 What Are Editing and Proofreading? 14

2.5 What Are Publishing and Presenting? 15

Chapter

3

Sentences, Paragraphs, and Compositions *Structure and Style* 16

3.1 Sentence Combining

What Are Sentences, Paragraphs, and Compositions? . . 16

Controlling Your Sentences. 17

Inserting Words and Phrases 17

Using Compound Elements 18

Forming Compound Sentences 19

Using Subordination 20

3.2 Writing Effective Paragraphs

Main Idea and Topic Sentence 21

Writing a Topic Sentence 22

Writing Supporting Sentences 23

Placing Your Topic Sentence 24

3.3 Paragraphs in Essays and Other Compositions

Unity and Coherence 25

The Parts of a Composition. 27

Types of Paragraphs. 28

3.4 Writing Style

Developing Style 30

Formal and Informal English. 31

Narration

Autobiographical Writing 32

4.1 What Is Autobiographical Writing? 33

4.2 Prewriting

Choosing Your Topic 34

Personal Experience Timeline 34

Photographs and Memories 34

Observation Notebook 34

Topic Bank 35

Narrowing Your Topic 36

Isolate an Episode 36

Considering Your Audience and Purpose 37

Gathering Details 37

Freewrite to Gather Details 37

4.3 Drafting

Shaping Your Writing 38

Begin With a Compelling Lead 38

Organize to Develop Pacing 38

Providing Elaboration 39

Add Details by Exploding a Moment 39

4.4 Revising

Revising Your Overall Structure 40

Revision Strategy: Evaluating Your Conclusion . . . 40

Revising Your Paragraphs 41

Revision Strategy: Adding Dialogue 41

Revising Your Sentences 42

Revision Strategy: Bracketing Sentence Beginnings . 42

Revising Your Word Choice 44

Revision Strategy: Using a Thesaurus 44

Peer Review 44

Process Share 44

4.5 Editing and Proofreading

Focusing on Your Spelling 45

4.6 Publishing and Presenting

Building Your Portfolio 46

Reflecting on Your Writing 46

☒ Rubric for Self-Assessment 46

Connected Assignment: Firsthand Biography 47



Student Work IN PROGRESS

Featured Work:

"Train Tracks"

by Lauren Mizock

Whitney Young Magnet School
Chicago, Illinois

Using an Observation

Notebook 34

Isolating an Episode 36

Exploding a Moment 39

Adding Dialogue 41

Evaluating Sentence

Beginnings 42

INTEGRATED SKILLS

► Grammar in Your Writing

Using the Three Cases of
Personal Pronouns 43

Avoiding Usage Errors With
It's and Its 45

Narration

Short Story 48

5.1 What Is a Short Story? 49

5.2 Prewriting

Choosing Your Topic 50

Blueprint 50

Song List 50

Character Sound Off 50

Topic Bank 51

Narrowing Your Topic 52

CASPAR 52

Considering Your Audience and Purpose 52

Gathering Details 53

Identify the Conflict 53

Picture Your Setting 53

Interview Your Character 53

5.3 Drafting

Shaping Your Writing 54

Review the Elements of Plot 54

Providing Elaboration 55

Show, Don't Tell 55

5.4 Revising

Revising Your Overall Structure 56

Revision Strategy: Using Snapshots 56

Revising Your Paragraphs 57

Revision Strategy: Adding Dialogue to Reveal

Your Characters 57

Revising Your Sentences 58

Revision Strategy: Listing Sentence Starters 58

Revising Your Word Choice 58

Revision Strategy: Circling Action Verbs 58

Peer Review 59

Group Feedback 59

5.5 Editing and Proofreading

Focusing on Punctuation 60

5.6 Publishing and Presenting

Building Your Portfolio 61

Reflecting on Your Writing 61

☒ Rubric for Self-Assessment 61



Student Work IN PROGRESS

Featured Work:

"Too Much Information"

by Ben Spoer

Santa Monica High School

Santa Monica, California

Creating a Character

Sound Off 50

Gathering Details Through

Character Interviews 53

Using a Plot Diagram to Build

Momentum in a Plot 54

Using Snapshots to Grab the

Reader's Attention 56

Using a Word List to Vary

Sentence Beginnings 58

INTEGRATED SKILLS

► Grammar in Your Writing


Action vs. Linking Verbs . . . 59

Punctuating Dialogue

Correctly 60

Description 62

6.1 What Is Description?	63
6.2 Prewriting	
Choosing Your Topic	64
Blueprint	64
Magazine Review	64
Personal Experience Timeline	64
Topic Bank	65
Narrowing Your Topic	66
Use Categorizing to Narrow a Topic	66
Considering Your Audience and Purpose	66
Identify Your Audience	66
Clarify Your Purpose	66
Gathering Details	67
Use Cubing to Gather Details	67
6.3 Drafting	
Shaping Your Writing	68
Plan an Organization	68
Providing Elaboration	68
Use the SEE Technique to Add Details	68
6.4 Revising	
Revising Your Overall Structure	69
Revision Strategy: Evaluating Your Frame	69
Revising Your Paragraphs	70
Revision Strategy: Color-Coding to Evaluate Paragraph Unity	70
Revising Your Sentences	71
Revision Strategy: Combining Short Sentences	71
Revising Your Word Choice	72
Revision Strategy: Circling Vague Words	72
Peer Review	72
Analytic Talk	72
6.5 Editing and Proofreading	
Focusing on Complete Sentences	73
6.6 Publishing and Presenting	
Building Your Portfolio	74
Reflecting on Your Writing	74
✓ Rubric for Self-Assessment	74
Connected Assignment: Poem	75



Student Work IN PROGRESS

Featured Work:

"An Autumn Memory"

by Cheryl Boudreau

Boone County High School

Florence, Kentucky

Creating a Personal
Experience Timeline 64

Cubing to Gather Details . 67

Adding Details With the
SEE Technique. 68

Checking Paragraph
Unity 70

Replacing Vague Words . . . 72

INTEGRATED SKILLS

► Grammar in Your Writing

Combining Sentences 71

Avoiding Fragments 73

Persuasion

Persuasive Essay 76

7.1 What Is a Persuasive Essay? 77

7.2 Prewriting

Choosing Your Topic 78

"News" Notebook 78

Round-Table Discussion 78

Topic Bank 79

Narrowing Your Topic 80

Use Looping to Narrow a Topic 80

Considering Your Audience and Purpose 81

Analyze Your Audience 81

Gathering Evidence 82

Get Information on Both Sides of the Issue 82

7.3 Drafting

Shaping Your Writing 83

Develop a Thesis Statement 83

Organize to Emphasize the Strongest Support 83

Providing Elaboration 84

Consider a Variety of Points for Illumination 84

7.4 Revising

Revising Your Overall Structure 85

Revision Strategy: Adding Information
to Build Interest 85

Revising Your Paragraphs 86

Revision Strategy: Looking for Logic 86

Revising Your Sentences 87

Revision Strategy: Color-Coding to Check Connections 87

Revising Your Word Choice 88

Revision Strategy: Using a Thesaurus 88

Peer Review 89

Analytic Flags 89

7.5 Editing and Proofreading

Focusing on Commas 90

7.6 Publishing and Presenting

Building Your Portfolio 91

Reflecting on Your Writing 91

☒ Rubric for Self-Assessment 91



Student Work IN PROGRESS

Featured Work:

"Life in the Fast Lane Just
Got Faster"

by Joseph Dangelmaier
Archbishop Ryan High School
Philadelphia, Pennsylvania

Collaborating in a Round-
Table Discussion 78

Looping 80

Organizing an Essay
Diagram 83

Adding Information to
Build Interest 85

Using Analytic Flags
for Peer Review 85

INTEGRATED SKILLS

► Grammar in Your Writing

Adverb Clauses 87

Serial Commas 90

Persuasion

Advertisement 92

8.1 Model From Literature	
Wemedia.com	94
8.2 Prewriting	
Choosing Your Topic	95
Product Survey	95
Twenty-four Hour List	95
Topic Bank	95
Narrowing Your Topic	96
Use Cubing to Narrow a Topic	96
Considering Your Audience and Purpose	97
Identify the Target Audience	97
Gathering Details	98
Build a Parts-of-Speech Word Web	98
Identify the Features to Promote	98
8.3 Drafting	
Shaping Your Writing	99
Create a Slogan	99
Providing Elaboration	99
Use a Pentad to Identify Key Points	99
8.4 Revising	
Revising Your Overall Structure	100
Revision Strategy: Color-Coding to Improve Layout	100
Revising Your Paragraphs and Sentences	101
Revision Strategy: Identifying Sentence Types to Create Parallelism	101
Revising Your Word Choice	102
Revision Strategy: Underlining Nouns to Assess Adjectives	102
Peer Review	102
Focus Groups	102
8.5 Editing and Proofreading	
Focusing on Spelling	103
8.6 Publishing and Presenting	
Building Your Portfolio	104
Reflecting on Your Writing	104
<input checked="" type="checkbox"/> Rubric for Self-Assessment	104



Student Work IN PROGRESS

Featured Work:

"The International Language Training Center"
by Catherine Johns
Bel Air High School
El Paso, Texas

Cubing to Narrow a Topic . 96

Using a Pentad 99

Improving Layout Through
Color-Coding 100

Adding Modifiers to Strengthen
Audience Appeal 102

Final Draft 105

INTEGRATED SKILLS

- **Grammar in Your Writing**
Conventions for Providing
Practical Information . . . 103

Exposition: Comparison- and-Contrast Essay 106



9.1 What Is a Comparison-and Contrast Essay? . 107

9.2 Prewriting

Choosing Your Topic 108

Categories 108

Magazine Review 108

Topic Bank 109

Narrowing Your Topic 110

Looping to Narrow a Topic 110

Considering Your Audience and Purpose 111

Identify Your Audience 111

Focus Your Purpose 111

Gathering Details 112

Identify Points of Comparison and Contrast 112

9.3 Drafting

Shaping Your Writing 113

Organize to Show Comparison and Contrast 113

Providing Elaboration 114

Use the SEE Method 114

9.4 Revising

Revising Your Overall Structure 115

Revision Strategy: Bracketing Sentences

That Address Your Purpose 115

Revising Your Paragraphs 116

Revision Strategy: Color-Coding

to Evaluate Transitions 116

Revising Your Sentences 117

Revision Strategy: Identifying the Verb Tense

of Each Paragraph 117

Revising Your Word Choice 119

Revision Strategy: Charting Opposites 119

Peer Review 120

Ask Reviewers to Offer Suggestions 120

9.5 Editing and Proofreading

Focusing on Sentences 121

9.6 Publishing and Presenting

Building Your Portfolio 122

Reflecting on Your Writing 122

☒ Rubric for Self-Assessment 122

Connected Assignment: Consumer Report 123

Student Work IN PROGRESS

Featured Work:

"The Real Deal With Mexican Food" by Vanessa Serna
Bel Air High School
El Paso, Texas

Reviewing Magazines

to Spark Ideas 108

Looping 110

Gathering Details Using

a Chart 112

Bracketing Sentences That

Address Your Purpose . . . 115

Evaluating Transitions . . 116

Charting to Stress

Opposites 119

Asking Reviewers to

Respond to Questions . . . 120

INTEGRATED SKILLS

► Grammar in Your Writing

Six Tenses of Verbs 118

Comma Splices 121

Exposition

Cause-and-Effect Essay 124

10.1 What Is a Cause-and-Effect Essay? 125

10.2 Prewriting

Choosing Your Topic 126

News Analysis 126

Discussion Group 126

Roster of Memorable Events 126

Topic Bank 127

Narrowing Your Topic 128

Pinpoint to Narrow Your Topic 128

Considering Your Audience and Purpose 128

Identify an Audience. 128

Clarify a Purpose 128

Gathering Details 129

Use a Cause-and-Effect Organizer 129

10.3 Drafting

Shaping Your Writing 130

Choose an Organization 130

Providing Elaboration 131

Prove the Connection 131

10.4 Revising

Revising Your Overall Structure 132

Revision Strategy: Circling Unfamiliar Terms 132

Revising Your Paragraphs 133

Revision Strategy: Color-Coding

to Identify Transitions 133

Revising Your Sentences 134

Revision Strategy: Tracking Sentence Length 134

Revising Your Word Choice 135

Revision Strategy: Color-Coding Empty

and Vague Words 135

Peer Review 135

Pointing. 135

10.5 Editing and Proofreading


Focusing on Sentence Clarity. 136

10.6 Publishing and Presenting

Building Your Portfolio 137

Reflecting on Your Writing 137

✓ Rubric for Self-Assessment 137

Student Work
IN PROGRESS

Featured Work:

"Notes From the Footlights"
by Hilary Odom
Athens High School
Athens, Texas

Listing Memorable Events
to Find a Topic 126

Completing an Organizer
to Gather Details 129

Organizing According
to Order of Importance . . 130

Defining Unfamiliar
Terms 130

Identifying Empty
and Vague Words 135

INTEGRATED
SKILLS

► Grammar in Your Writing

Using Gerunds to Combine
Sentences 134

Placement of Adverbs . . . 136