

# STUDYING STRATEGIES

策略英语 第1册 [英]

Students' Book

学生用书

## STRATEGIES I

# OPENING STRATEGIES

## STRATEGIES 1

### AN INTEGRATED LANGUAGE COURSE FOR BEGINNERS OF ENGLISH

Brian Abbs  
Ingrid Freebairn

Longman 

# Contents

---

Units	Set and title	Language use
<b>1 Arrival</b>	1 Names	Introduce yourself. Ask for and give names. Confirm and correct information.
	2 Greetings and titles	Greet people at different times of the day.
	3 Numbers	Say numbers. Ask for and say numbers.
<b>2 Pleased to meet you</b>	1 Greetings and introductions	Greet people informally and formally. Introduce people.
	2 Countries and nationalities	Say what nationality you are. Ask about people's nationality. Ask where people are from. Say where you and people are from.
	3 Objects	Ask about and identify objects.
<b>3 I like London</b>	1 Greeting friends	Greet friends informally.
	2 Likes and dislikes (1)	Ask and talk about likes and dislikes.
	3 Places: location (1)	Ask and say where people live.
	4 Jobs	Ask and say what people do.
	5 The alphabet	Ask people how to spell words. Spell your name and address.
<b>4 Coffee or tea?</b>	1 Food, drink and money	Ask what people want. Say what you want. Ask and say how much things cost. Order things.
	2 Likes and dislikes (2)	Ask and talk about likes and dislikes. Agree or disagree with people's likes and dislikes.
	3 Skills and sports	Ask and talk about ability.
	4 Age	Ask and say how old people and places are. Apologise. Accept apologies.
<b>5 Consolidation</b>		
<b>6 Getting around</b>	1 Past time	Ask and talk about past events.
	2 Shops and requirements	Say what you want to buy and get.
	3 Places: location (2)	Ask about places and shops. Ask where you can buy/get things. Say where you can buy/get things. Say where places and shops are. Give simple directions.
	4 Clock times	Ask and tell the time.
	5 Fixed times	Ask and talk about fixed times.
<b>7 Sunday in the park</b>	1 Present activities	Ask and talk about present activities.
	2 Routines	Ask and talk about routines.
	3 The family	Ask and talk about the family.
	4 The weather	Ask and talk about the weather.

---

<b>8 At the Kennedy's</b>	1 Journeys	Ask and say how people get to work. Ask and say how far away places are. Ask and say how long journeys take. Ask and say how often you do things.
	2 Food and drink	Offer, accept or refuse food and drink. Ask about, state and make a choice of food and drink.
	3 House and home	Ask and talk about the rooms of a house. Ask and talk about colours.

<b>9 An evening out</b>	1 Telephoning	Talk on the telephone.
	2 Months and dates	Ask and talk about months, seasons and dates.
	3 Invitations	Make an arrangement. Invite people to do things. Accept invitations.
	4 Suggestions	Ask for and make suggestions.
	5 Opinions	Ask for and give opinions. Ask for and give reasons.

**10 Consolidation**

<b>11 Shopping</b>	1 Plans for the near future	Ask and talk about plans for the near future.
	2 Shopping for clothes	Admire. Ask permission in a shop. Give permission. Comment. Ask people to do things. Ask about cost and size. Ask and talk about ways of paying.

<b>12 Back from Cambridge</b>	1 Orders: direct and indirect	Give orders and tell others to give orders.
	2 Past activities	Ask and talk about past activities.
	3 Offers of help	Offer and accept help. Offer and refuse help with a reason.

<b>13 Trouble at the hotel</b>	1 Past time	Ask and talk about the past day.
	2 Surprise and interest	Show surprise and interest to keep a conversation going.
	3 Confirmation	Ask for and give confirmation.
	4 Requests	Ask people to do things. Agree to do things. Ask others to make requests.

<b>14 Success!</b>	1 Predictions	Predict future events.
	2 Identification	Identify belongings. Identify and describe belongings. Identify and describe objects you like.
	3 Recent activities	Ask and talk about recent activities. Ask and talk about length of time.

**15 Consolidation**

# Unit 1

# Arrival

Thistle  
Hotels

## Dialogue: Part 1



WOMAN: Good morning.

DIANA: Good morning. My name's Diana Trent.

WOMAN: Ah, yes, Mrs Trent. Room 201. Here's your key.

DIANA: Thank you.

WOMAN: And what's your name, sir?

PAUL: Roberts.

WOMAN: Roberts. Are you Mr David Roberts?

PAUL: No, I'm not. I'm Paul Roberts.



1. My name's Diana Trent.  
What's your name?

Ask and answer in pairs, like this:

A: My name's (Carlos). What's your name?  
B: My name's (Juan).

2. What's his name? His name's Paul.  
What's her name? Her name's Diana.

Look at the pictures above. Ask and answer about the people, like this:

What's his name? His name's Vince.

- |                          |                       |
|--------------------------|-----------------------|
| 1. Vince Hall (Mr)       | 4. Diana Trent (Mrs)  |
| 2. Joanne Tessler (Miss) | 5. Jack Feldman (Mr)  |
| 3. Paul Roberts (Mr)     | 6. Sally Jones (Miss) |

3. Are you Paul Roberts? Yes, I am.  
Are you David Roberts? No, I'm not. I'm Paul Roberts.

Look at the pictures again. Ask and answer, like this:  
Are you Vince Hall? Yes, I am.

Ask these questions:

- |                            |                         |
|----------------------------|-------------------------|
| 1. Are you Vince Hall?     | 4. Are you Diana Trent? |
| 2. Are you Joanne Tessler? | 5. Are you Bob Feldman? |
| 3. Are you David Roberts?  | 6. Are you Nina Jones?  |

4. Is your name Paul Roberts? Yes, it is.  
Is your name David Roberts? No, it isn't. It's Paul Roberts.

Ask and answer about the people in the pictures, like this:

1. Is your name Vince Hall? Yes, it is.

Use the names in the questions in Exercise 3.

# Set 2 Greetings and titles



Good morning.



Good afternoon.



Good evening.

1. Good morning, Mr Hall.

Greet the people throughout the day.

Now greet a few people in your class. Use their first names.  
Greet your teacher. Use his/her title.

2. Look at the pictures below. Say Good morning,  
Good afternoon, or Good evening.



3. My name's Vince Hall.  
Good morning, Mr Hall.

Practise in the same way with the people on page 5.

Dialogue: Part 2



HOTEL RATES

	EXECUTIVE STA
SINGLE	46 30
TWIN & DOUBLE	54 30
WITH EXTRA BED	68 00
STUDIO SINGLE	31 30
STUDIO DOUBLE	64 30
PENTHOUSE SUITES	
FROM	84 00
TO	170 30

PRICES ARE PER NIGHT AND INCL VAT  
 BREAKFAST AVAILABLE FOR SUPPLEMENTARY CHARGE  
 EXECUTIVE ROOM PRICES INCLUDE COMPLIMENTARY CONTINENTAL BRK







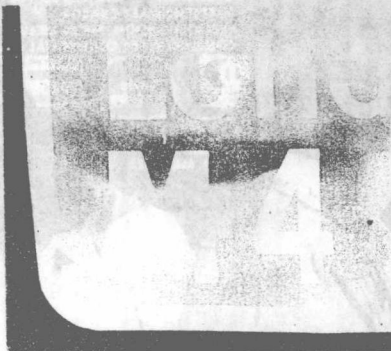



DUTY MANAGER BRETT

WOMAN: Ah, yes. Here's your name.	PAUL: Thank you.
Mr Paul Roberts.	WOMAN: And here's your key,
Your room number is 202.	Mr Roberts.
	PAUL: Thank you.



# Set 3 Hint Numbers



0	1	2	3	4	5	6	7	8	9	10
oh	one	two	three	four	five	six	seven	eight	nine	ten

1. Say these room numbers:

Room number	Name of Guest
201	Trent, D.
202	Roberts, P
305	Hall, V.
306	Tessa, J
708	Roberts, D
805	Jones, S
902	Feldman, J



**2. Ask and answer with your partner, like this:**

What's your telephone number?  
It's 38994 (three, eight, double nine, four).

Then say the telephone numbers on the right.

**3. Look at the international dialling codes for Australia and Austria.**

**Australia**  
CHARGE BAND 5B Time difference between 8 and 10 hours later than GMT

International Code <b>010</b>	Country Code <b>61</b>	Area Code	Subscriber's Number		
Adelaide	8	Darwin	89	Newcastle	49
Albury	60	Dubbo	68	Orange	63
Ballarat	53	Geelong	52	Perth (W A)	9
Bathurst	63	Geraldton	99	Rockhampton	79
Brisbane	7	Hobart	02	Sydney	2
Bunbury	97	Kalgoorlie	90	Toowoomba	76
Bundaberg	71	Launceston	03	Townsville	77
Cairns	70	Melbourne	3	Wagga Wagga	69
Canberra	62	Mt Gambier	87	Wollongong	42

Tones similar to those used in the UK

**Austria**  
CHARGE BAND 2 Time difference 1 hour later than GMT

International Code <b>010</b>	Country Code <b>43</b>	Area Code	Subscriber's Number		
Dornbirn	5572	Klagenfurt	4222	Steyr	7252
Gmunden	7612	Leoben	3842	Vienna	222
Graz	316	Linz, Donau	7222	Villach	4242
Innsbruck	5222	St Polten	2742	Wels	7242
Kitzbuehel	5356	Salzburg	6222	Wiener Neustadt	2622

Tones for a tree demonstration of tones you may hear dial 100 ask for Freeline 2070

**What is the complete number for:**

Hans in Vienna — 23 44 03? Bill in Melbourne — 856 7845?  
Anna in Innsbruck — 77 89 043? Katina in Sydney — 765 5322?

**Open dialogue**

You are in the Tower Hotel. Your room number is 401.  
Talk to the hotel receptionist.

RECEPTIONIST: Good morning.  
YOU: .....  
RECEPTIONIST: Is your name Trent?  
YOU: .....  
RECEPTIONIST: Ah, yes. What's your room number?  
YOU: .....  
RECEPTIONIST: Thank you. Here's your key. Number 401.  
YOU: .....

**Roleplay**

Work in groups of five or six. One of you is a hotel receptionist. The others are hotel guests. Make a list of people's names and give them each a room number. They arrive at the reception desk. Ask for their names. Give them room numbers and keys.

**Listening**

Listen to three guests arriving at a hotel. Fill in the missing name, number or title.

NAME	ROOM NUMBER
Mr Charles Roberts	503
Susan Jones	
Mr Churchill	

Reading



1. Is your name John Porter?  
No, it isn't.



2. Are you John Porter?  
No, I'm not. I'm Tim Webb.



3. John Porter?  
No!



4. Er... what's your name?  
Charles Rider.  
Oh.



5. Are you Mr Porter?  
Yes, I am, John Porter.



6. Oh good! I'm from The Tower  
Language School. Welcome to  
London.  
Thanks.

Writing

1. Fill in this form for yourself:

Surname .....	Mr/Mrs/Miss/Ms
First names .....	
Address .....	
Telephone number .....	
Signed .....	

2. Write a note to a friend, like this:

Dear Diana,  
My address in London is  
3 Carlton Gardens, London, W8  
and my telephone number is  
671 2113. Please write or phone.  
Dave

# Oral exercises

Unit 1

## 1. Introduce yourself

Good morning.

*Good morning. My name's Vince Hall.*

- |                   |                 |
|-------------------|-----------------|
| 1. Vince Hall     | 4. Diana Trent  |
| 2. Joanne Tessler | 5. Sally Jones  |
| 3. Paul Roberts   | 6. Jack Feldman |

## 2. Confirm and correct information

Are you Paul Roberts?

*Yes, I am.*

Are you Diana Trent?

*No, I'm not.*

- |                     |                    |
|---------------------|--------------------|
| 1. Paul Roberts/yes | 4. Sally Jones/yes |
| 2. Diana Trent/no   | 5. John Gibbs/yes  |
| 3. Jack Feldman/no  | 6. Sue Grant/no    |

## 3. Correct information

Is your name John?

*No, it isn't. It's Jack.*

- |               |                |
|---------------|----------------|
| 1. John/Jack  | 4. Sally/Sue   |
| 2. Ann/Diana  | 5. Charles/Tim |
| 3. Paul/David | 6. Diana/Ann   |

## 4. Give people's names

What's his name?

*His name's Paul.*

What's her name?

*Her name's Diana.*

- |          |           |
|----------|-----------|
| 1. Paul  | 4. Joanne |
| 2. Diana | 5. Vince  |
| 3. Tim   | 6. Sue    |

## 5. Say numbers

My room number is 201.

*Oh good! I'm in 202.*

- |        |        |
|--------|--------|
| 1. 201 | 4. 102 |
| 2. 407 | 5. 206 |
| 3. 508 | 6. 605 |

# Grammar

What's (What is)	your his her	name?	My His Her	name's (name is)	Diana. Paul.
------------------	--------------------	-------	------------------	------------------	-----------------

I'm It's	Paul Roberts.	Are you	Paul John	Roberts?	Yes, I am. No, I'm not.
-------------	---------------	---------	--------------	----------	----------------------------

Is your name	Paul? John?	Yes, it is. No, it isn't.	I'm (I am) You're (You are)	in room 204.
--------------	----------------	------------------------------	--------------------------------	--------------

# Unit 2

# Pleased to meet you

## Dialogue: Part 1



DIANA: Hello. Are you here for the video conference?  
VINCE: Yes, we are. Are you?  
DIANA: Yes, I am.  
VINCE: That's nice. I'm Vince and this is Joanne.  
JOANNE: Hi. Pleased to meet you.

DIANA: Paul! Come and meet these people. Paul, this is Vince and Joanne. They're here for the conference, too.

PAUL: How do you do.  
VINCE: That's neat! 'How do you do!' You British are very polite!

**Answer yes or no.**  
Are Vince and Joanne in London for a conference?  
Is Paul British?  
Are Vince and Joanne British?

# Set 1 Greetings and introductions

Unit 2

1. Hello. I'm Diana and this is Paul.  
Hi. Pleased to meet you.

**Work in groups of three. Use your own names like this:**

Hello. I'm . . . and this is . . .  
Hi. Pleased to meet you.  
Hello.

2. This is Mr Roberts.  
How do you do.  
How do you do.


Hi. Pleased to meet you.



This is Mr Roberts.

How do you do.

How do you do.



**Work in groups of three. Introduce these people formally:**

Mr Hall

Mrs Trent

Miss Tessler

Mrs Feldman

Mr Roberts

Miss Jones

3. Excuse me. Is your name Paul Roberts?  
Yes, it is.  
Oh good! I'm Sally Jones. How do you do.  
How do you do.

**Work in pairs. Introduce yourselves to each other in the same way. Use your own names.**



Dialogue: Part 2



DIANA: Where are you from?  
 VINCE: We're American.  
 We're from Los Angeles.  
 What about you two?  
 DIANA: We're from Manchester.

### Set 2 Countries and nationalities



Frank and Lois  
from the USA



Sabine  
from France



Robert and Ann  
from Britain



Peter  
from Germany



Bruno and Sylvia  
from Italy



Ariadne  
from Greece



Juan  
from Mexico



Jorge  
from Brazil



Oumon  
from Senegal



Carlos  
from Spain



Habib  
from Egypt



Yoshimi  
from Japan

1. Hello. I'm Jorge. I'm from Brazil.  
Hello. I'm Frank and this is Lois. We're from the United States.

You are the other people. Introduce yourselves.

2. This is Yoshimi. She's from Japan.  
This is Jorge. He's from Brazil.  
This is Robert and Ann. They're from Britain.

Introduce the other people in the same way.

3. I'm from the United States. Where are you from?  
I'm from Britain.

In pairs, introduce yourselves in the same way. Say where you are from.

4.	Brazil	Brazilian	Italy	Italian
	Britain	British	Japan	Japanese
	Egypt	Egyptian	Mexico	Mexican
	France	French	Spain	Spanish
	Germany	German	USA	American
	Greece	Greek	Senegal	Senegalese

Use the names of the countries and the nationality words to identify each of the flags, like this: This is the British flag.

Then ask and answer about the flags, like this:  
What's number 2? It's the British flag.

5. Introduce yourselves, like this:  
I'm (name) and I'm (nationality).


6. This is Jorge. He's Brazilian.  
This is Sabine. She's French.  
This is Bruno and Sylvia. They're Italian.

Introduce the other people on the map on page 14 in the same way.

7. Is Jorge Brazilian? Is Sabine French?  
Yes, he is. Yes, she is.  
Is Bruno Spanish? Is Lois British?  
No, he isn't. No, she isn't.  
Are Lois and Frank American?  
Yes, they are.  
Are Bruno and Sylvia Spanish?  
No, they aren't.

Ask and answer about the people on the map:

- |                            |                              |
|----------------------------|------------------------------|
| 1. Jorge/Spanish?          | 6. Bruno and Sylvia/Mexican? |
| 2. Robert and Ann/British? | 7. Habib/Spanish?            |
| 3. Sabine/Italian?         | 8. Carlos/Brazilian?         |
| 4. Peter/German?           | 9. Juan/Spanish?             |
| 5. Yoshimi/Japanese?       | 10. Oumon/British?           |



1.


2.




3.



4.




5.




6.



7.



8.




9.



10.



11.



12.





Dialogue: Part 3



DIANA: What's that, Paul?  
PAUL: It's a map of London.  
Here's the Tower of London.  
JOANNE: Oh yes. Where's Piccadilly Circus?  
PAUL: It's over there.

MAN: Mr Hall?  
VINCE: Yes?  
MAN: Your taxi is here, Mr Hall.  
VINCE: Thank you. Well, goodbye.  
Have a nice day!

Are these true or false?  
Paul and Joanne are at the Tower of London.  
Vince is in a taxi.