




1



**TIME**  
*to Read  
and Write*

# 小学英语读写新视野

从国际语言教学服务公司(英)引进



上海教育出版社 海文音像出版社



**TIME**  
*to Read  
and Write*

# 小学英语读写新视野

从国际语言教学服务公司(英)引进

Susannah Reed 著

夏春娥 刘建清 黄 娱 主编

1

上海教育出版社 海文音像出版社



## 图书在版编目 (C I P) 数据

小学英语读写新视野. 1 / 《小学英语读写新视野》  
编写组编. —上海: 上海教育出版社, 2006. 1  
ISBN 7-5444-0512-5

I. 小... II. 小... III. ①英语—阅读教学—小学—  
教学参考资料②英语—写作—小学—教学参考资料  
IV. G624. 313

中国版本图书馆CIP数据核字 (2005) 第155441号

## 小学英语读写新视野 1

上海世纪出版集团·上海教育出版社 出版发行  
海 文 音 像 出 版 社  
易文网: [www.ewen.cc](http://www.ewen.cc)

(上海永福路123号 邮编: 200031)

各地 新华书店 经销

上海外文图书公司

上海市印刷十厂有限公司印刷

开本 787 × 1092 1/16

印张 4.25

2006年1月第1版

2006年1月第1次印刷

ISBN 7-5444-0512-5/G · 0393

定价: 8.00元 (本书另配音带)

(如发生质量问题, 读者可向工厂调换)

# 前 言

为了配合新课标中对于学生课外读写的量化要求, 我社从英国国际语言教学服务公司引进了一套帮助小学生提高阅读与写作能力的丛书——《小学英语读写新视野》。此套丛书按照难度共分四册, 分别适合三、四、五、六年级的学生使用。

此套丛书通过有趣的、以活动为基础的读写练习来操练和提高学生的读写技巧, 逐级递进。所涉及的体裁包括信件、卡通画、小诗、故事等, 内容丰富, 形式新颖。适合用作任何主教材的辅助读写训练。

每册书共分十五个单元, 每个单元配有精心设计的练习, 旨在训练和提高学生的基本阅读技能, 如: 理解大意和细节、领会言外之意等。学生将不仅学习理解文章的字面含义, 也将学习通过一定的读写技巧对文章进行推断和归纳。同时, 学生还可以通过写作和绘画练习, 巩固对单元主题的理解。

每个单元配有一页附加练习, 是与本单元主题相关的拓展练习。学生可独立完成这部分内容, 也可以自学。另外, 每册书包括三套综合测试卷, 帮助教师检测学生对词汇和所学内容的掌握程度。

## 《小学英语读写新视野》的主要特色

### 阅读短文

- 彩色印刷, 图文并茂
- 精心安排词汇和语法点
- 人物生动, 让学生感到亲切

### 词汇

- 采用主题拓展词汇
- 注重循环和复现

### 阅读技巧

- 适合小学生的各种简单的活动
- 重点在于提高学生的阅读能力
- 对文章的理解采用从句子、段落到语篇的循序渐进的模式
- 有利于开展对子活动和小组活动

## 《小学英语读写新视野》每册书包括:

- 15 个单元的正文
- 附加练习
- 3 套综合测试卷
- 答案
- 中英对照的单词表
- 音带

*Published and distributed by  
Shanghai Century Publishing Group Educational Publishing House  
中文版© 上海教育出版社 2006*

*This edition is for sale only in the People's Republic of China*

*Created and developed by  
International Language Teaching Services Pty Ltd  
4/2 Forsyth Street  
Glebe NSW 2037  
Australia*

*First published 2005  
Copyright © 2005 International Language Teaching Services Pty Ltd*

*All rights reserved; no part of this publication may be reproduced,  
stored in a retrieval system, or transmitted in any form or by any  
means, electronic, mechanical, photocopying, recording or otherwise,  
without the prior written permission of the copyright holder.*

*Editor: 赵柳松 Jane Bowring  
Illustrator: Teresa Culkin-Lawrence  
Cover and text design: ILTS Pty Ltd*

# Contents

Unit	Text type	Functions and structures	Sample sentences	Key vocabulary
<b>Unit 1</b> <b>Friends</b> 朋友 (3)	Cartoon strip story introducing characters	Introductions Asking for and answering basic social questions	Hi, Sophie. How are you? I'm fine. How are you? Harry, this is Ben. Hello. Nice to meet you.	birthday, eight, nine, ten, cake
<b>Unit 2</b> <b>My family</b> 我的家庭 (6)	Labeled picture of a family	Introducing family members and their names and ages	This is my mom. Her name is Ann. This is my brother. He is six.	mom, dad, grandma, grandpa, sister, brother, cat
<b>Unit 3</b> <b>Pets</b> 宠物 (9)	Series of pictures of pets with descriptions	Describing animals	This is my horse. His name's Pluto. He's big and gray.	cat, rabbit, dog, parrot, fish, horse, big, small, black, white, brown, red, green, orange, gray
<b>Unit 4</b> <b>We're going on a picnic</b> 我们去野餐 (12)	Poem about food	Naming and counting foods	We're going on a picnic. What can you see? I can see apples, for you and for me. How many cupcakes can you see?	picnic, sandwiches, apples, cupcakes, bananas, yogurt, juice, cookies, eggs
<b>Unit 5</b> <b>Fish can swim</b> 鱼儿会游泳 (15)	Poem about animals	Describing what animals and people can and can't do	Fish can swim. Frogs can't whistle. Can you dance?	fish, birds, rabbits, mice, bees, frogs, dogs, bats, swim, fly, hop, run, jump, sit, sing, dance, whistle
<b>Unit 6</b> <b>Sharing</b> 分享 (18)	Speech bubbles describing contents of students' school bags	Stating what you have and don't have	I have a red notebook. I don't have a pencil. I have two erasers. I don't have any crayons.	pen, pencil, ruler, sharpener, eraser, notebook, crayons, felt-tip pens, yellow, blue, pink, orange, green, red, any
<b>Unit 7</b> <b>Making a color spinner</b> 做彩色转盘 (21)	Instructional text for making a simple toy	Giving instructions using the imperative	Draw a circle. Attach the string to the spinner.	draw, cut out, color in, cut, attach, spin, fold, glue, circle, string, red, orange, yellow, blue, green, purple
<b>Unit 8</b> <b>A puppet show</b> 木偶表演 (24)	Labeled picture of puppets	Describing physical characteristics	Hansel is young. He's tall and thin. He has short, blond hair.	old, young, tall, short, fat, thin, ugly, handsome, pretty, big, small, hair, nose, eyes
<b>Unit 9</b> <b>Drawing shapes pictures</b> 画图形拼画 (27)	Instructional text for drawing simple pictures	Giving instructions using the imperative	First, draw two rectangles. Add some small triangles.	rectangle, circle, square, triangle, train, bike, bus, car, boat, plane, taxi
<b>Unit 10</b> <b>Pip and Pop</b> 皮普和波普 (30)	Cartoon strip story introducing opposites	Opposite adjectives	Pip is big and strong. Pop is small and weak. Pip is wet, but Pop is dry.	big, small, strong, weak, fast, slow, messy, neat, dirty, clean, wet, dry, sad, happy
<b>Unit 11</b> <b>My bedroom</b> 我的卧室 (33)	Poem about a child's bedroom and toys	Prepositions of place	There's a doll under the table. There's a yo-yo on the floor. Is the ball under the bed? Yes, it is. No, it isn't.	under, on, in, by, doll, yo-yo, ball, book, kite, jump rope, robot, teddy bear






Unit	Text type	Functions and structures	Sample sentences	Key vocabulary
<b>Unit 12</b> <b>A food project</b> 食品方案 (36)	Series of captioned posters	Likes and dislikes Different kinds of foods	I like pizza and bread. I don't like fish or eggs.	pizza, bread, salad, ice cream, fish, eggs, chicken, fries, cake, vegetables, rice, fruit, spaghetti, meat, cheese, cookies
<b>Unit 13</b> <b>Move your body!</b> 做运动! (39)	A poem about doing different actions	Action verbs and parts of the body Giving instructions using the imperative	Move your legs. Jump up high. Stretch your arms up to the sky.	feet, toes, head, nose, legs, arms, fingers, hands, eyes, ears, stamp, touch, nod, wiggle, move, jump, stretch, shake, turn around, clap, close
<b>Unit 14</b> <b>Clothes</b> 衣服 (42)	Series of pictures captioned with speech bubbles	Describing the weather using present simple Describing what you are wearing using present continuous	It's hot and sunny. I'm wearing shorts and a T-shirt.	shorts, T-shirt, sandals, sun hat, raincoat, boots, umbrella, pants, sweater, jacket, shoes, coat, scarf, gloves, hat, hot and sunny, rainy, cold, snowy
<b>Unit 15</b> <b>My home</b> 我的家 (45)	Plans of a house and an apartment with descriptions	Describing the inside of a house It has... Counting	It has two bedrooms. It has a kitchen and a big living room. It doesn't have a yard.	house, apartment, bedroom, bathroom, kitchen, living room, dining room, playroom, balcony, yard
<b>Tests</b> 测试卷 (48)	Three tests to review the language: Test 1 Units 1-5, Test 2 Units 6-10, Test 3 Units 11-15.			
<b>Answers</b> 答案 (51)	Answers to exercises of each unit.			
<b>Word list</b> 单词表 (59)	Key words in each unit.			

# 1 Friends

## 朋友

A Look and read.  
看一看，读一读。





**B Read and match the questions and answers.**

读一读，然后连线。

1. What's your name?
2. How are you?
3. How old are you?
4. What is it?

a. I'm fine, thank you.

b. I'm ten.

c. It's a cake.

d. My name's Ben.

**C Read and circle the correct answers.**

读一读，然后圈出正确的答案。

1. What's her name?

Sophie / Amy

3. What's his name?

Ben / Harry

2. What's his name?

Ben / Harry

4. What's her name?

Sophie / Amy

5. How old is Harry? eight / nine / ten

6. How old is Ben? eight / nine / ten



**D Draw a birthday present for your friend. Then act out the conversation.**

为同伴画一个生日礼物，然后表演对话。



Happy Birthday!

This is for you.

Thank you!

What is it?

It's a \_\_\_\_\_!

## 1

## Extra practice

## 附加练习

## A Look and write.

看一看，写一写。

How old are you?  
What's your name?  
Happy Birthday!  
What is it?


1

\_\_\_\_\_

This is for you.




2



3

\_\_\_\_\_


My name's Alex.



4

\_\_\_\_\_

I'm seven.



## B Answer the questions.

回答问题。

What's your name? \_\_\_\_\_

How old are you? \_\_\_\_\_



## 2 My family

### 我的家庭

A Look and read.  
看一看，读一读。



This is my mom.  
Her name is Ann.

This is my grandma.  
Her name is Kate.

This is my sister.  
She is twelve.

This is my dad.  
His name is Peter.

This is my grandpa.  
His name is Tom.

This is me.  
I am eight.


This is my cat.  
His name is Tramp.

This is my brother.  
He is six.




## B True or false? Read and circle the correct answers.

对的还是错的？读一读，然后圈出正确的答案。




This is my mom.

True / False



This is my grandma.

True / False




This is my brother.

True / False



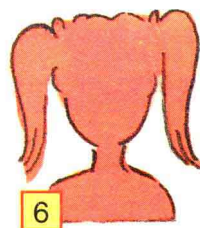
This is my dad.

True / False



This is my grandpa.

True / False



This is my sister.

True / False

## C Read and match the names.

读一读，然后连线。

mom

dad

grandma

grandpa

father


grandmother

grandfather

mother

## D Draw a member of your family. Complete the sentences.

画一个你的家庭成员，然后完成句子。



This is my \_\_\_\_\_.

\_\_\_\_\_ name is \_\_\_\_\_.

## 2

## Extra practice

## 附加练习

## A Find six family words.


找出 6 个表示家庭成员的单词。

G	R	A	N	D	P	A
R	I	W	Y	A	C	J
A	M	S	M	D	T	S
N	O	A	L	M	U	I
D	M	I	S	F	M	S
M	B	C	K	A	Q	T
A	B	A	Y	U	L	E
B	R	O	T	H	E	R

## B Draw a picture or find a photo of your family.

Write labels.

画一张你的家庭成员图或找一张全家合影，然后做标注。



## C Write about your family.

写一写你的家庭。

The \_\_\_\_\_ family

My name is \_\_\_\_\_.

My mom's name is \_\_\_\_\_.

My dad's name is \_\_\_\_\_.

My brother's name is \_\_\_\_\_.

My sister's name is \_\_\_\_\_.

My grandma's name is \_\_\_\_\_.

My grandpa's name is \_\_\_\_\_.

## 3

## Pets

## 宠物

A Look and read.  
看一看，读一读。



This is my cat.  
Her name's Cleo.  
She's big and black.



This is my rabbit. His  
name's Lippy.  
He's small and white.



This is my dog. His  
name's Cookie.  
He's big and brown.



This is my parrot.  
Her name's Polly.  
She's big. She's  
red and green.



This is my fish. His  
name's Reef.  
He's small and  
orange.



This is my horse. His  
name's Pluto.  
He's big and gray.



**B Big or small? Read and write the words.**

大的还是小的？读一读，然后填写 big 或 small。

1. The cat is big.
2. The parrot is \_\_\_\_\_.
3. The dog is \_\_\_\_\_.
4. The rabbit is \_\_\_\_\_.
5. The horse is \_\_\_\_\_.
6. The fish is \_\_\_\_\_.

**C What color? Read and write the words.**

什么颜色的？读一读，然后完成句子。

1. What color is Cleo? She's gray / black / brown / white.  
She's black.
2. What color is Polly? She's blue and yellow / red and green / red and blue.  
\_\_\_\_\_
3. What color is Pluto? He's brown / gray / white / black.  
\_\_\_\_\_
4. What color is Reef? He's pink / purple / orange / red.  
\_\_\_\_\_
5. What color is Loppy? He's black / white / red / blue.  
\_\_\_\_\_
6. What color is Cookie? He's red / orange / gray / brown.  
\_\_\_\_\_

**D Which pet is it? Read and write.**

它是哪一个宠物？读一读，写一写。

1. She's big and red and green. She's a parrot.
2. She's big and black. She's a \_\_\_\_\_.
3. He's big and gray. He's a \_\_\_\_\_.
4. He's small and white. He's a \_\_\_\_\_.
5. He's small and orange. He's a \_\_\_\_\_.
6. He's big and brown. He's a \_\_\_\_\_.


## 3

## Extra practice

## 附加练习


## A Find and color the animals.

找一找，给动物涂上适当的颜色。



## B Draw an animal. Write the words.

画一只动物，然后完成下面的句子。



I have a \_\_\_\_\_.

\_\_\_\_\_ name's \_\_\_\_\_.

\_\_\_\_\_ and \_\_\_\_\_.




# 4 We're going on a picnic

## 我们去野餐

A Look and read.

看一看，读一读。



We're going on a picnic. What can you see?

I can see sandwiches, for you and for me.

We're going on a picnic. What can you see?

I can see apples, for you and for me.

We're going on a picnic. What can you see?

I can see cupcakes, for you and for me.

We're going on a picnic. What can you see?

I can see bananas, for you and for me.

We're going on a picnic. What can you see?

I can see yogurt, for you and for me.

We're going on a picnic. What can you see?

I can see juice, for you and for me.

We're going on a picnic. What can you see?

I can see cookies, for you and for me.

We're going on a picnic. What can you see?

I can see eggs, for you and for me.