

荣获“优秀国际汉语教材奖”

Win the Award for Outstanding International Chinese Language Teaching Materials

中国国家汉办规划教材



# NEW PRACTICAL CHINESE READER

(2nd Edition)

## 综合练习册 WORKBOOK

英文注释

Annotated in English

# 《新实用汉语课本》

刘珣 主编

(第2版)



北京语言大学出版社  
BEIJING LANGUAGE AND CULTURE  
UNIVERSITY PRESS

# NEW PRACTICAL CHINESE READER

(2nd Edition)

Annotated in English

*New Practical Chinese Reader* is a new series of textbooks designed for native English speakers to learn Chinese. It consists of 70 lessons in six volumes, covering beginning to intermediate levels for three years of instruction. It has been compiled under the guidance of the new *HSK Guideline* and in consultation with *NOTCFL Syllabus*. The objective of this series is to develop the student's ability to communicate in Chinese through the study of language structure, language function, and related cultural knowledge along with the training of listening, speaking, reading and writing skills.

In order to make the study of Chinese easier and more interesting, this textbook has the following features:

- The student will be in the cultural settings of Chinese society with several international students, Ding Libo (son of Gu Bo and Ding Yun), Lin Na and Ma Dawei. Through many interesting experiences, the student will not only learn authentic Chinese, but also understand Chinese society and culture.
- The instruction of functional items is emphasized. The student will learn to use Chinese from the very beginning of the learning process.
- Attention is paid to the instruction of pronunciation, grammar, vocabulary and discourse and a gradual increase in difficulty, orderly advances and multiple repeats are stressed along with the usage of four large cycles to help students understand the language structure of Chinese.
- A new method of teaching Chinese characters is utilized to help students read and write intriguing characters.
- Combined instruction of the four basic skills, listening, speaking, reading and writing, is emphasized.
- It offers tremendous flexibility. The instructional materials are suitable for users at different starting points and with different goals.
- Abundant practice materials are supplied for the student to use inside and outside the classroom.
- Each volume comes with a Textbook, a Workbook and an Instructor's Manual along with an MP3 and a DVD. Texts in traditional characters are provided at [www.blcup.com](http://www.blcup.com).

版权所有 翻印必究  
[www.blcup.com](http://www.blcup.com)

中文编辑: 王亚莉  
英文编辑: 侯晓娟  
封面设计: 周文辉  
版式设计: 张 静  
插图绘制: 施 阳 江 南



1 MP3

上架建议: 对外汉语

ISBN 978-7-5619-2622-2



9 787561 926222 >

03500



荣获“优秀国际汉语教材奖”

Win the Award for Outstanding International Chinese Language Teaching Materials

中国国家汉办规划教材



# NEW PRACTICAL CHINESE READER

(2nd Edition)

## 综合练习册 WORKBOOK

英文注释

Annotated in English

编者：张凯 刘社会 陈曦  
左珊丹 施家炜 刘珣

英译审订：Jerry Schmidt 余心乐

## 新实用汉语课本

刘珣 主编

(第2版)



北京语言大学出版社  
BEIJING LANGUAGE AND CULTURE  
UNIVERSITY PRESS

图书在版编目(CIP)数据

新实用汉语课本综合练习册: 英文注释本. 1 / 刘珣主编.  
—2版. —北京: 北京语言大学出版社, 2011 重印  
ISBN 978-7-5619-2622-2

I. 新… II. 刘… III. 汉语—对外汉语教学—习题  
IV. H195.4

中国版本图书馆 CIP 数据核字 (2010) 第 007444 号

---

书 名: 新实用汉语课本 (第 2 版 英文注释) 综合练习册 1  
中文编辑: 王亚莉  
英文编辑: 侯晓娟  
责任印制: 汪学发

---

出版发行: 北京语言大学出版社  
社 址: 北京市海淀区学院路 15 号 邮政编码: 100083  
网 址: [www.blcup.com](http://www.blcup.com)  
电 话: 国内发行 8610-82303650/3591/3648  
海外发行 8610-82300309/0361/3080/3365  
编辑部 8610-82303647  
读者服务部 8610-82303653/3908  
网上订购电话 8610-82300090  
客户服务信箱 [service@blcup.net](mailto:service@blcup.net)  
印 刷: 北京联兴盛业印刷股份有限公司  
经 销: 全国新华书店

---

版 次: 2010 年 1 月第 2 版 2011 年 3 月第 3 次印刷  
开 本: 889 毫米 × 1194 毫米 1/16 印张: 9.25  
字 数: 129 千字  
书 号: ISBN 978-7-5619-2622-2/H·09312  
03500

---

凡有印装质量问题, 本社负责调换。电话: 8610-82303590

Printed in China

## 教材项目规划小组

### Teaching Material Project Planning Group

严美华 姜明宝 王立峰

田小刚 崔邦焱 俞晓敏

赵国成 宋永波 郭 鹏

## 加拿大方咨询小组

### Canadian Consulting Group

Dr. Robert Shanmu Chen

Mr. Zheng Zhining

University of British Columbia

Dr. Helen Wu

University of Toronto

Mr. Wang Renzhong

McGill University

## To Our Students

Welcome to the Workbook of *New Practical Chinese Reader* (the second edition) !

*New Practical Chinese Reader* (the second edition) is a set of Textbooks, Instructor's Manuals, and Workbooks, intended to meet the needs of teachers and students both in and after class. The workbook is provided mainly for YOU, the students, to use for after-class practice. It contains exercises on pronunciation, vocabulary, Chinese characters, and grammar. As well, it aims to increase your communicative and linguistic competence in listening, speaking, reading, writing and translating.

These features will facilitate your language learning process:

- Equal emphasis on the fundamental language skills of listening, speaking, reading, and writing;
- Ample exercises to enhance language acquisition and retention;
- A detailed, progressively graded exercise structure;
- Special attention to key points of pronunciation in each lesson.

You will also find this series interesting, timely, and topical, highlighting texts that are current and useful in their Western-Chinese cultural scope.

Remember a last word of advice as you begin:

Practice makes perfect.

第 一 课	你好	1
	<i>How do you do?</i>	
第 二 课	你忙吗	7
	<i>Are you busy?</i>	
第 三 课	她是哪国人	13
	<i>Which country does she come from?</i>	
	A Summary of Personal Pronouns	
第 四 课	认识你很高兴	21
	<i>Nice to meet you!</i>	
	A Summary of Third-tone Sandhi	
第 五 课	餐厅在哪儿	29
	<i>Where is the dining hall?</i>	
	A Summary of Spelling Rules	
第 六 课	(复习) 我们去游泳, 好吗	37
	<i>(Review) Let's go swimming, shall we?</i>	
	Grammar Summary	
第 七 课	你认识不认识他	47
	<i>Do you know him?</i>	
第 八 课	你们家有几口人	57
	<i>How many people are there in your family?</i>	
第 九 课	他今年二十岁	66
	<i>He is 20 years old this year.</i>	
第 十 课	我在这儿买光盘	78
	<i>I am here to buy a CD.</i>	
	A Summary of Questions with an Interrogative Pronoun	


第十一课	我会说一点儿汉语	92
	<i>I can speak a little Chinese.</i>	
第十二课	我全身都不舒服	106
	<i>I am not feeling well at all.</i>	
第十三课	我认识了一个漂亮的姑娘	116
	<i>I knew a beautiful girl.</i>	
	A Summary of the Optative Verbs	
第十四课	(复习) 祝你圣诞快乐	128
	<i>(Review) Merry Christmas to you!</i>	
	The Structural Particle “的” in Attributes	



Nǐ hǎo  
你好

How do you do?

第一课  
Lesson  
1



听说练习 Listening and Speaking Exercises



1 听录音，圈出正确的语音。

Circle the right sound according to what you hear on the CD.

- |    |     |    |     |      |
|----|-----|----|-----|------|
| 1  | p   | b  | l   | h    |
| 2  | m   | n  | h   | l    |
| 3  | b   | n  | p   | m    |
| 4  | a   | ao | o   | uo   |
| 5  | e   | en | ie  | in   |
| 6  | i   | ie | in  | ing  |
| 7  | bo  | po | huo | luo  |
| 8  | la  | le | li  | lǜ   |
| 9  | pa  | pu | pao | po   |
| 10 | nie | ni | nin | ning |

2 听录音，圈出正确的声调。

Circle the right tone according to what you hear on the CD.

- |   |     |     |     |     |
|---|-----|-----|-----|-----|
| 1 | ā   | á   | ǎ   | à   |
| 2 | ī   | í   | ǐ   | ì   |
| 3 | ēn  | én  | ě   | èn  |
| 4 | uō  | uó  | uǒ  | uò  |
| 5 | hū  | hú  | hǔ  | hù  |
| 6 | bāo | báo | bǎo | bào |

- |    |     |     |     |     |
|----|-----|-----|-----|-----|
| 7  | pīn | pín | pǐn | pìn |
| 8  | nī  | ní  | nǐ  | nì  |
| 9  | mō  | mó  | mǒ  | mò  |
| 10 | lū  | lú  | lǔ  | lù  |

### 3 听录音，为下列音节标出正确的声调。

Mark the right tones on the following syllables according to what you hear on the CD.

- |       |             |
|-------|-------------|
| 1 ma  | 6 Lin Na    |
| 2 li  | 7 hen hao   |
| 3 huo | 8 Lu Yuping |
| 4 nin | 9 ni ne     |
| 5 ye  | 10 pa laohu |

### 4 圈出第三声的变调。

Circle the third-tone sandhis.

- |                |           |            |
|----------------|-----------|------------|
| 1 A. Ding Libo | B. ni hao | C. Lin Na  |
| 2 A. Lu Yuping | B. ni ne  | C. hen hao |

### 5 朗读下列音节和句子。

Read the following syllables and sentences.

- |    |                       |     |     |     |
|----|-----------------------|-----|-----|-----|
| 1  | nā                    | ná  | nǎ  | nà  |
| 2  | hāo                   | háo | hǎo | hào |
| 3  | bō                    | bó  | bǒ  | bò  |
| 4  | līn                   | lín | lǐn | lìn |
| 5  |                       | hén | hěn | hèn |
| 6  | pū                    | pú  | pǔ  | pù  |
| 7  | Nǐ hǎo ma?            |     |     |     |
| 8  | Wǒ hěn hǎo.           |     |     |     |
| 9  | Lìbō ne? Lìbō hǎo ma? |     |     |     |
| 10 | Yě hěn hǎo.           |     |     |     |



**6 听对话，并完成练习。**

Listen to the following dialogues and do the exercises.

① Repeat the dialogues.

② Answer the questions:

What are they doing? \_\_\_\_\_

How is the man in the first dialogue doing? \_\_\_\_\_

In the second dialogue does Lin Na know Libo? \_\_\_\_\_

How is Lao Li doing in the third dialogue? \_\_\_\_\_

**7 听录音，写拼音。**

Listen and write in *pinyin*.

**8 角色扮演。**


Role-play.

Listen to and imitate the dialogue together with your partner.

**9 看图说话。**

Say a few sentences according to the picture below.





# 读写练习 Reading and Writing Exercises

## 1 按正确的笔顺描汉字，并在后边的空格里写汉字。

Trace over the characters, following the correct stroke order. Then copy the characters in the blank spaces.

一	一	一	一						
八	ノ 八	八	八						
力	㇇ 力	力	力						
门	丶 丨 门	门	门						
也	㇇ 力 也	也	也						
马	㇇ 马 马	马	马						
女	㇇ 女 女	女	女						
五	一 ㇇ 五 五	五	五						
木	一 十 才 木	木	木						
火	丶 丶 少 火	火	火						

## 2 在空格里写汉字，注意汉字的部件。

Write the characters in the blank spaces, paying attention to the character components.

lín	木 + 木	林							
-----	-------	---	--	--	--	--	--	--	--



3 为每个汉字标注拼音，找到相应的图片，并连线。

Give the *pinyin* of the following characters and find the corresponding drawings.  
Draw a line to connect the two.

(1) 木




(2) 女



(3) 门



(4) 火



(5) 马



4 用“ma”或“ne”填空。

Fill in the blanks with “ma” or “ne”.

(1) Nǐ hǎo\_\_\_\_\_?

(2) Wǒ hěn hǎo, nǐ\_\_\_\_\_?

(3) Lín Nà hǎo\_\_\_\_\_?

(4) Lín Nà hǎo, Lìbō\_\_\_\_\_?

5 用汉语拼音翻译下列句子。

Translate the following sentences into Chinese *pinyin*.

(1) How do you do?

\_\_\_\_\_

( 2 ) How are you?

\_\_\_\_\_

( 3 ) Fine, and you?

\_\_\_\_\_

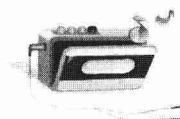
**6** 不看课本，尽量写出本课出现的汉字。

---

Write as many characters as you can from this lesson without reading the textbook.

Nǐ máng ma  
你 忙 吗  
Are you busy?

Lesson  
2



听说练习 Listening and Speaking Exercises



1 听录音，圈出正确的语音。

Circle the right sound according to what you hear on the CD.

- |    |      |      |      |      |
|----|------|------|------|------|
| 1  | b    | p    | d    | t    |
| 2  | d    | t    | g    | k    |
| 3  | p    | f    | h    | l    |
| 4  | e    | ei   | ie   | en   |
| 5  | o    | uo   | ou   | ao   |
| 6  | an   | ang  | en   | eng  |
| 7  | tiao | diao | biao | piao |
| 8  | duo  | dou  | diu  | du   |
| 9  | gao  | gan  | kao  | kan  |
| 10 | fen  | fei  | feng | fang |

2 听录音，圈出正确的声调。

Circle the right tone according to what you hear on the CD.

- |   |      |      |      |      |
|---|------|------|------|------|
| 1 | tān  | tán  | tǎn  | tàn  |
| 2 | dū   | dú   | dǔ   | dù   |
| 3 | yōu  | yóu  | yǒu  | yòu  |
| 4 | fēi  | féi  | fěi  | fèi  |
| 5 | gēng | géng | gěng | gèng |
| 6 | kāng | káng | kǎng | kàng |

- |    |      |      |      |      |
|----|------|------|------|------|
| 7  | liū  | liú  | liǔ  | liù  |
| 8  | piāo | piáo | piǎo | piào |
| 9  | bēi  | béi  | běi  | bèi  |
| 10 | kān  | kán  | kǎn  | kàn  |

**3 听录音，为下列音节标出正确的声调。**

Mark the right tones on the following syllables according to what you hear on the CD.

- |        |             |
|--------|-------------|
| 1 ding | 6 pengyou   |
| 2 kou  | 7 hen mang  |
| 3 teng | 8 gege      |
| 4 bu   | 9 dou yao   |
| 5 gang | 10 he kafei |

**4 圈出轻声，注意：在每一组里可能有不止一个轻声。**

Circle the neutral tones; note that in each group, the neutral tone may appear more than once.

- |              |            |            |            |
|--------------|------------|------------|------------|
| 1 A. kafei   | B. baba    | C. pengyou | D. dou hao |
| 2 A. mama    | B. hen hao | C. Libo    | D. yao he  |
| 3 A. ye yao  | B. bu mang | C. ni ne   | D. tamen   |
| 4 A. dou hao | B. hao ma  | C. ye mang | D. didi    |
| 5 A. ni hao  | B. ye hao  | C. women   | D. Yuping  |

**5 朗读下列音节和句子。**

Read the following syllables and sentences.

- |        |      |      |      |
|--------|------|------|------|
| 1 yāo  | yáo  | yǎo  | yào  |
| 2 nān  | nán  | nǎn  | nàn  |
| 3 pēng | péng | pěng | pèng |
| 4 tū   | tú   | tǔ   | tù   |
| 5 gē   | gé   | gě   | gè   |
| 6 dī   | dí   | dǐ   | dì   |



7 Bàba、māma hǎo ma?

Tāmen dōu hěn hǎo.

8 Gēge、dìdi dōu máng ma?

Tāmen dōu bù máng.

9 Nǐmen yào kāfēi ma?

Wǒmen dōu hē kāfēi.



6~9

**6 听对话，并完成练习。**

Listen to the following dialogue and do the exercises.

1 Make a similar dialogue.

2 Decide whether the statements are true (T) or false (F).

A. Lín Nà hěn máng. ( )

B. Tā nán péngyou bù máng. ( )

C. Yǔpíng hěn máng. ( )

**7 听录音，写拼音。**

Listen and write in *pinyin*.

**8 听录音，写汉字。**

Listen and write characters.

**9 角色扮演。**

Role-play.

Listen to and imitate the dialogue together with your partner.