



普通高等教育“十一五”国家级规划教材



21 世纪大学新英语系列

# 21 世纪大学新英语

## 视听说教程

白永权 总主编

郭海云 总主审



# 1







普通高等教育“十一五”国家级规划教材

21 世纪大学新英语系列

# 21世纪大学新英语

## 视听说教程

白永权 总主编

郭海云 总主审



江苏工业学院图书馆  
藏书章

1





图书在版编目(CIP)数据

21 世纪大学新英语视听说教程 1/白永权总主编. —上海:复旦大学出版社, 2009.6

(21 世纪大学新英语系列)

ISBN 978-7-309-06541-1

I. 2… II. 白… III. 英语-听说教学-高等学校-教材 IV. H319.9

中国版本图书馆 CIP 数据核字(2009)第 038081 号

21 世纪大学新英语视听说教程 1

白永权 总主编

---

出版发行 复旦大学出版社 上海市国权路 579 号 邮编 200433  
86-21-65642857(门市零售)  
86-21-65100562(团体订购) 86-21-65109143(外埠邮购)  
fupnet@fudanpress.com http://www.fudanpress.com

---

责任编辑 唐敏

出品人 贺圣遂

---

印刷 上海浦东北联印刷厂

开本 850 × 1168 1/16

印张 9.5

字数 247 千

版次 2009 年 6 月第一版第一次印刷

---

书号 ISBN 978-7-309-06541-1/H · 1298

定价 30.00 元

---

如有印装质量问题, 请向复旦大学出版社发行部调换。

版权所有 侵权必究





普通高等教育“十一五”国家级重点教材

## 《21世纪大学新英语视听说教程》

总主编 白永权

总主审 郭海云

### 编写委员会名单

石 坚 (四川大学)

刘龙根 (上海交通大学)

罗立胜 (清华大学)

贾国栋 (中国人民大学)

王秀珍 (武汉大学)

樊葳葳 (华中科技大学)

张 森 (河北科技大学)

严 明 (黑龙江大学)

崔 敏 (吉林大学)

邵钦瑜 (北京交通大学)

陈向京 (西安交通大学)

李京平 (北京交通大学)

### 第一册编写人员

主 编: 邵钦瑜

副 主 编: 姜荷梅

编写人员: 冯 蕾 胡志先 邵钦瑜 王小娟 邹 枚 李 莉 王般若

技术编辑: 辛 丁

策划编辑: 倪琴芬

责任编辑: 唐 敏



# 前言

2002年,教育部启动了新一轮的大学英语教学改革。这次改革的重心是提高学生的英语听说能力,解决长期以来备受社会指责的“哑巴英语”教学模式,使学生在未来的学习、工作和社会交往中能用英语进行有效的交流,并使他们成为在国际舞台上有所作为和活跃的高素质人才。教育部同时修改了《大学英语课程教学要求(试行)》,改革了大学英语四、六级考试的题型和内容。修改后的《大学英语课程教学要求》明确提出,大学英语教学的重点从培养学生阅读和写作能力为主转向培养学生的听说能力为主。改革后的大学英语四、六级考试大幅度提高了英语听力的比重,而且听力考题材料都是鲜活的原始视听材料。

为满足大学英语教学改革的需要,我们遵循《大学英语课程教学要求》,编写了这套《21世纪大学新英语视听说教程》,供高等学校本科生视听说课程使用。本教程以功能意念贯穿始终,采用视、听、说、写相结合的方法,充分利用现代计算机技术、网络技术和先进的教学手段,旨在全面提高学生的英语视听说和写作能力。

## 本套教材有以下特点:

1. **选材真实,取材广泛:**所有视听说语料都选自近期英美国家主要媒体的新闻报道、人物访谈、热点话题讨论和励志故事等。选材融知识性、趣味性和真实性于一体,语言贴近现实生活。真实的语言材料能够激发学生的学习动力和潜力。

2. **任务导向,交际为本:**本套教材配有大量的课堂活动,有些需在教师组织下来完成,有些要学生自由去发挥。所练内容与视听内容紧密相联,听、说、写融为一体,更加有效地操练语言输出技能,培养学生的英语综合应用能力。

3. **由浅入深,循序渐进:**本套教材共四册。第一、二册重点在听力策略和交际技能的培养,在练习形式、取材难度和内容方面充分考虑了与高中英语的衔接,所用材料贴近学生的生活,生动有趣,学生易于接受。第三、四册突出视听后语言输出能力的培养,练习形式多样、生动活泼,围绕口语和写作活动展开。

4. **寓教于乐,以趣激学:**爱因斯坦有句名言:“兴趣是最好的老师。”本套教材除了收编大量能够激发学生兴趣的音、视频材料外,每个单元都设计了“Fun Time”部分,让学生在紧张学习之余充分放松,尽享英语学习给他们带来的乐趣。

《21世纪大学新英语视听说教程》包括4册学生用书和4册教师用书。每册包括16个单元,其中14个单元用于课堂教学,2个单元用于复习测试。每个单元集中一个主题,供2学时教学使用。



### 第一、二册每单元由以下五个部分组成。

第一部分为“交际技能”(Communication Skills)。本部分包括《大学英语课程教学要求》中所有的日常会话主题,侧重会话策略和功能训练,培养学生的综合语言运用能力。

第二部分为“听力策略”(Listening Strategy)。本部分侧重培养学生的听力技能,通过专项练习,辅以相关英语听力学习策略指导,帮助学生尽快掌握专项听力技能。

第三部分为“与主题相关的视听说活动”(Theme-related Activities)。本部分通过各种视听说活动来训练学生的语言基本技能,同时也兼顾到四级网考的一些考试形式。

第四部分为“课外视听”(Home Listening & Watching)。此部分既有音频材料也有视频材料,为学生提高自主学习能力搭建了一个很好的平台。

第五部分为“轻松一刻”(Fun Time)。此部分多以与主题相关的影视精彩片段或流行歌曲等为视听材料,让学生在紧张之余充分放松,尽享英语学习之乐。

### 第三、四册每单元由以下六个部分组成。

第一部分为“导入”(Lead-in)。本部分的目的是让学生通过回答问题或图片讨论,对所学单元主题有所了解,通过热身进入最佳学习状态。

第二部分为“视与听”(Watching & Listening)。本部分侧重训练学生对有一定长度和难度的音、视频材料的理解,并在学习过程中培养学生对英美文化的初步了解。

第三部分为“视听与说”(Watching/Listening & Speaking)。本部分旨在培养学生的英语口语表达能力,口语练习与视听内容紧密相扣,活动形式多样,话题贴近日常生活。

第四部分为“视听与写”(Watching/Listening & Writing)。本部分侧重培养学生英语写作技能。第三册要求学生对视听材料内容进行书面概括和综述,第四册则在此基础上要求学生视听内容进行评论。

第五部分为“轻松一刻”(Fun Time)。此部分多以与主题相关的影视精彩片段或流行歌曲等为视听材料,让学生在紧张之余充分放松,尽享英语学习之乐。

第六部分为“课外视听”(Home Listening & Watching)。本部分为课堂教学的拓展,旨在培养学生的自主学习能力。

《21世纪大学新英语视听说教程》主要由北京交通大学和西安交通大学等高校的资深教授和英语教学专家通力合作编写而成。在本教材的构思、编写和审稿过程中,国内外很多学者向我们提出了不少宝贵的建议,花费了大量时间修改稿件,在此我们全体编写人员向他们致以诚挚的感谢。

编者

2009年3月



# Contents

## Unit 1 College Life 1

### Communication Skills 1

Watching & Speaking 2

### Listening Strategy 3

Identifying Numbers 3

### Theme-related Activities 4

Part 1 Lead-in 4

Part 2 Watching & Listening 4

Part 3 Listening & Speaking 7

### Home Listening & Watching 8

Fun Time 9

## Unit 2 Campus Life 10

### Communication Skills 10

Watching & Speaking 11

### Listening Strategy 12

Identifying Time Expressions 12

### Theme-related Activities 13

Part 1 Lead-in 13

Part 2 Watching & Listening 13

Part 3 Listening & Speaking 15

### Home Listening & Watching 16

Fun Time 17

## Unit 3 Animals 19

### Communication Skills 19

Watching & Speaking 19

### Listening Strategy 20

Identifying Links and Connectives 20

### Theme-related Activities 21

Part 1 Lead-in 21

Part 2 Watching & Listening 21

Part 3 Watching & Speaking 24

### Home Listening & Watching 24

Fun Time 26



**Unit 4 Family 27****Communication Skills 27**

Watching &amp; Speaking 28

**Listening Strategy 29**

Identifying Prices 29

**Theme-related Activities 29**

Part 1 Lead-in 29

Part 2 Watching &amp; Listening 30

Part 3 Listening &amp; Speaking 32

**Home Listening & Watching 33**

Fun Time 34

**Unit 5 Movies 36****Communication Skills 36**

Watching &amp; Speaking 37

**Listening Strategy 38**

Countable Nouns and Uncountable Nouns 38

**Theme-related Activities 39**

Part 1 Lead-in 39

Part 2 Watching &amp; Listening 40

Part 3 Watching &amp; Speaking 42

**Home Listening & Watching 43**

Fun Time 45

**Unit 6 Hobbies 46****Communication Skills 46**

Watching &amp; Speaking 46

**Listening Strategy 48**

Making Calculations 48

**Theme-related Activities 48**

Part 1 Lead-in 48

Part 2 Watching &amp; Listening 49

Part 3 Listening &amp; Speaking 51

**Home Listening & Watching 52**

Fun Time 53



<b>Unit 7</b>	<b>Language Learning 54</b> <b>Communication Skills 54</b> Watching & Speaking 55 <b>Listening Strategy 56</b> Time Expressions 56 <b>Theme-related Activities 57</b> Part 1 Lead-in 57 Part 2 Watching & Listening 57 Part 3 Listening & Speaking 60 <b>Home Listening &amp; Watching 60</b> <b>Fun Time 62</b>
<b>Test 1</b>	63
<b>Unit 8</b>	<b>Great People 69</b> <b>Communication Skills 69</b> Watching & Speaking 69 <b>Listening Strategy 71</b> Identifying Places 71 <b>Theme-related Activities 72</b> Part 1 Lead-in 72 Part 2 Watching & Listening 72 Part 3 Watching & Speaking 75 <b>Home Listening &amp; Watching 76</b> <b>Fun Time 77</b>
<b>Unit 9</b>	<b>Ways to Success 78</b> <b>Communication Skills 78</b> Watching & Speaking 79 <b>Listening Strategy 80</b> Identifying Occupations 80 <b>Theme-related Activities 81</b> Part 1 Lead-in 81 Part 2 Watching & Listening 81 Part 3 Watching & Speaking 84 <b>Home Listening &amp; Watching 84</b> <b>Fun Time 86</b>



## Unit 10

### Friendships 87

#### Communication Skills 87

Watching & Speaking 87

#### Listening Strategy 89

Identifying Weather Words 89

#### Theme-related Activities 90

Part 1 Lead-in 90

Part 2 Watching & Listening 91

Part 3 Listening & Speaking 93

#### Home Listening & Watching 94

Fun Time 95

## Unit 11

### Manners 96

#### Communication Skills 96

Watching & Speaking 97

#### Listening Strategy 98

Identifying Names 98

#### Theme-related Activities 99

Part 1 Lead-in 99

Part 2 Watching & Listening 99

Part 3 Listening & Speaking 102

#### Home Listening & Watching 103

Fun Time 104

## Unit 12

### Travel 105

#### Communication Skills 105

Watching & Speaking 106

#### Listening Strategy 107

Identifying Key Words 107

#### Theme-related Activities 107

Part 1 Lead-in 107

Part 2 Watching & Listening 108

Part 3 Listening & Speaking 110

#### Home Listening & Watching 112

Fun Time 113



<b>Unit 13</b>	<b>Tourist Attractions 114</b> <b>Communication Skills 114</b> Watching & Speaking 115 <b>Listening Strategy 116</b> Showing Preferences 116 <b>Theme-related Activities 117</b> Part 1 Lead-in 117 Part 2 Watching & Listening 117 Part 3 Watching & Speaking 119 <b>Home Listening &amp; Watching 121</b> <b>Fun Time 122</b>
<b>Unit 14</b>	<b>Food 123</b> <b>Communication Skills 123</b> Watching & Speaking 124 <b>Listening Strategy 126</b> Identifying Years and Dates 126 <b>Theme-related Activities 126</b> Part 1 Lead-in 126 Part 2 Watching & Listening 127 Part 3 Listening & Speaking 129 <b>Home Listening &amp; Watching 130</b> <b>Fun Time 131</b>
<b>Test 2</b>	<b>133</b>



# Unit 1

# College Life

## Learning Objectives


In this unit, you are going to learn how to

- make self-introductions;
- identify numbers;
- interview classmates;
- talk about college life.


## Communication Skills

### Useful Expressions

#### First meetings

<b>Formal</b>	<b>Introducing yourself</b>	<b>Introducing others</b>	<b>Responses</b>
	How do you do? My name is Mrs. Webster.	Mrs. Webster, may I introduce my boss, Mr. White?	How do you do? I'm pleased to meet you, Mrs. Webster.
	Hello, Alice Webster. I'm the host of this TV program.	Alice, I'd like you to meet Jack White, our manager. Jack, this is Alice Webster.	Pleased/Glad/Nice/Honored to meet you, Alice.
	Alice Webster, the host.	Alice, meet Jack, my husband. Jack, this is my friend Alice.	Hi, Alice. How are you?
<b>Informal</b>			

#### Subsequent meetings

<b>Formal</b>	<b>Greetings</b>	<b>Responses</b>
	Hello, Mrs. Webster. It's nice to see you again.	What a pleasant surprise! How are you? It's been a while.
	Good morning, Mrs. Webster. How are you today?	I'm very well. Thank you. And you?
	Good afternoon, Mr. White. It's good to see you.	It's nice seeing you too. How are things going?
	Hello, Alice. How are you doing?	Fine thanks. What's new with you?
<b>Informal</b>	Hi, Alice! How's it going?	Not too bad, busy as ever.




## Watching & Speaking



### Task 1

Watch the video clip with the sound off and discuss the questions below (1'29").

1. Where do you think the conversation takes place, at home or at a hotel?
2. Discuss with your partners the relationships between the characters.



### Task 2

Watch the video clip again and decide who says what. Check the boxes as you watch.

Charles	Rob	Angela	Barbara	
✓				Do you have any trouble finding the place?
				It's a pleasure to meet you.
				It's fascinating. We love it.
				Thank you very much for inviting us.



### Task 3

#### Introduction Activity

**Step 1: Walk around the classroom and introduce yourself to at least three of your classmates. Tell them your personal information, such as your name, your hometown, your hobbies and then get more information about the new friends.**


**Here are some useful expressions.**

- ✧ Hello! My name is...
- ✧ What's ...?
- ✧ Can you tell me...?



- ◇ Do you mind telling me...?
- ◇ May/Can I know ...?
- ◇ I am fond of/keen on/interested in/crazy about... How about you?
- ◇ I love ... And you?

**Step 2: Give a report to the whole class and briefly introduce your new friends.**



## Listening Strategy

### Identifying Numbers

Numbers appear very often in every kind of listening material. Whether you are doing business, shopping or just counting in class, we know that it is essential to understand how to use numbers in English.



#### Task 1

You are going to listen to some big numbers twice. When you listen to them for the first time, write them down; for the second time, check your answers (1'17").

- |          |          |
|----------|----------|
| 1. _____ | 2. _____ |
| 3. _____ | 4. _____ |
| 5. _____ | 6. _____ |



7. \_\_\_\_\_

8. \_\_\_\_\_

9. \_\_\_\_\_

10. \_\_\_\_\_



## Task 2

**Listen to a VOA news report. When you listen to it, pay special attention to the numbers and fill in the blanks with the numbers you've heard (3'29").**

1. This was the first notable increase since \_\_\_\_\_. And it included a ten percent jump in new international students.
2. American schools last fall had \_\_\_\_\_ foreign students.
3. The September \_\_\_\_\_, \_\_\_\_\_, terrorist attacks led to more restrictive visa requirements.
4. The new report also says more than \_\_\_\_\_ Americans studied in other countries. That was during the \_\_\_\_\_ school year. It was a record number, and an increase of \_\_\_\_\_ percent from the year before. But only \_\_\_\_\_ percent of them stayed for a full year.

## Theme-related Activities

### Part 1 Lead-in

**Discuss the following questions with your partner and then share your answers with the rest of the class.**

1. Have you ever thought about going to study in a foreign university?
2. What's your hope for your future?
3. Do you have any idea of studying more effectively during college?



### Part 2 Watching & Listening

#### Section A

**Directions: You are going to watch an interview, "What Are Your Hopes for the Future" (2'53"). Read the words aloud first and then do the following tasks.**

#### Word Bank

Hindi /'hɪndi:/ n.

印地语

gymnastics /dʒɪm'næstiks/ n.

体操

astronaut /'æstrənɔ:t/ n.

宇航员

Peace Corps

维和部队

astronomy /ə'strɒnəmi/ n.

天文学

field hockey

曲棍球

hockey /'hɒki/ n.

曲棍球

field work

野外考察



**Task 1**

Watch the video clip. While watching, read the following questions and then answer them briefly with the information from the video.

1. What's the interview about?

2. How many students will graduate from American high schools this year?

3. What will Connie's next report be about?

**Task 2**




Watch the video again, focusing on the specific information, and then match the items in Column A with the corresponding information in Column B.

**Column A**

1. to go to college and study fine arts
2. to be a social worker
3. to be a professional football player
4. to be an astronaut
5. to go to college and become an accountant
6. to join the Peace Corps

**Column B**

- Picture 1
- Picture 2
- Picture 3
- Picture 4
- Picture 5
- Picture 6







## Task 3

In this part, you're going to hear three sentences twice. Listen to each of them carefully and repeat it after you hear the sound of a bell.

1. \_\_\_\_\_
2. \_\_\_\_\_ ?
3. \_\_\_\_\_ ?

## Section B

Directions: You are going to listen to a VOA education report, "Introduction to Our Foreign Student Series" (3'00"). Read the words aloud first and then do the following tasks.

## Word Bank

series /sɪəri:z/ n.

系列

employment /ɪm'plɔɪmənt/ n.

就业

financial /faɪ'nænʃəl/ a.

财政的



## Task 1

Listen to the report. While listening, read the following questions and then answer them briefly with the information from the audio.

1. What's the purpose of the education report—Introduction to Our Foreign Student Series?
2. What is a big question for students around the world who are interested in higher education in the United States?



## Task 2

Listen to the report again, focusing on the specific information, and then fill in the blanks with the missing information.

**The report will cover the following topics:**

1. Our reports will \_\_\_\_\_ of higher education.
2. We will talk about \_\_\_\_\_.
3. We will also discuss \_\_\_\_\_.
4. And we will tell you where to look in other countries \_\_\_\_\_ about studying in the United States.