

# 英语听力

## — 基本技能训练

主编: 邹长征

编著: 赵靖宇 王 涛

— Developing Skills

Listening and Practice



东南大学出版社

**Listening and Practice**

*Developing Skills*

# 英语听力

—基本技能训练

主编 邹长征

编者 赵靖宇 王涛

东南大学出版社

(苏)新登字第(012)号

## 内 容 简 介

本题材采用生动活泼的练习形式,编写上旨在使学习者得到基本听力能力的训练。本书强调听力的基本训练。抓基本技能和能力的培养,在选材上力图新颖、有趣。练习设计多样。使得听力训练更有效,更有趣味。另外在内容上,也着重介绍民俗风情和文化背景,紧密切合生活题材。实用性强。本教材由美籍专家录制录音带。

读者对象:一般英语学习者、大专院校学生。

责任编辑 巫之鹤

封面设计 肖 忠

## 英语听力—基本技能训练

邹长征 主编

东南大学出版社出版发行

(南京四牌楼2号 邮编 210018)

江苏省新华书店经销 南京京新印刷厂印刷

开本 787×1092 毫米 1/16 印张10.125 字数 259.2 千

1994年8月第1版 1994年8月第1次印刷

印数: 1-11000册

ISBN 7—81023—935—X / H·46

定价: 7.20 元

(凡因印装质量问题 可直接向承印厂调换)

# 前言

近年来，使用英语进行交际的场合日益增多，英语的教学任务日益繁重，这使得英语听力水平的提高日益成为广大英语学习者的迫切要求。

本教材的编写旨在培养学习者英语基本听力能力。强调听力基本功训练和基本技能的培养。在内容上力求新颖、有趣，使学习者能轻松愉快地接受各种听力任务，提高训练的效果。

本书共十二个单元，每一单元分为四或五部分。

第一部分为基本能力培养。练习形式多样，有简短对话、填空练习、听写练习、辨音练习，图表信息转换练习等。内容的覆盖面广，着重介绍民俗风情，文化背景等。包括问候、介绍、购物、乘车、求助、打电话等常见的生活题材。紧密联系实际，实用性强。

第二、三部分为基础训练，针对学生听力的薄弱环节，培养学生听懂一些小短文和简短对话的能力，培养学生对听力材料进行分析、归纳、综合的能力。这两部分练习多为选择项，以使学生适应各种听力考试的形式。

第四部分为口语练习。本书坚持先听后说的原则。强调听说结合的学习方法。致力于培养学生的口头交际习惯。口语练习总是围绕着一个主题，有指导地组织学生进行口语训练，使学习者的听说能力得到提高。

本书在最后还编写有测试练习以供学生自测。

由于编者的水平有限，加之时间仓促，难免有不妥之处，敬请专家和读者予以指正。

编者

于东南大学外语系

1994年7月

# Contents

## *Exercise:*

Unit 1. Greeting .....	1
Unit 2. Introduction .....	6
Unit 3. Cost .....	12
Unit 4. Emergency .....	19
Unit 5. Telling The Time .....	25
Unit 6. Directions .....	32
Unit 7. Location .....	38
Unit 8. Shopping .....	43
Unit 9. Talk About Calendar Time .....	48
Unit 10. Neighbour, Party .....	53
Unit 11. Phone .....	59
Unit 12. How Do You Feel ? .....	66
Test I. ....	73
Test II. ....	78

## *Reference:*

Unit 1. Greeting .....	84
Unit 2. Introduction .....	91
Unit 3. Cost .....	96
Unit 4. Emergency .....	101
Unit 5. Telling The Time .....	106
Unit 6. Directions .....	110
Unit 7. Location .....	114
Unit 8. Shopping .....	118
Unit 9. Talk About Calendar Time .....	124
Unit 10. Neighbour, Party .....	129
Unit 11. Phone .....	134
Unit 12. How Do You Feel ? .....	139
Test I. ....	144
Test II. ....	150

# UNIT 1. Greeting

## Section A:

### A<sub>1</sub>. Listen to the dialogue and fill in the blanks.

A: Good morning.

B: Good morning. \_\_\_\_\_ ?

A: \_\_\_\_\_. How are you ?

B: \_\_\_\_\_. Things couldn't be better.

A: \_\_\_\_\_ ! How are you ?

B: Fine, thanks. \_\_\_\_\_ ?

A: \_\_\_\_\_. Where are you going?

B: \_\_\_\_\_.

A: \_\_\_\_\_.

B: So long.

A: \_\_\_\_\_, my name is \_\_\_\_\_.

B: Hello, my name is \_\_\_\_\_.

A: \_\_\_\_\_.

B: \_\_\_\_\_, too.

A: Would you like \_\_\_\_\_ ?

B: \_\_\_\_\_.

### A<sub>2</sub>. You'll hear some most common American surnames from the tape. Write as rapidly as you can.

1. \_\_\_\_\_
2. \_\_\_\_\_
3. \_\_\_\_\_
4. \_\_\_\_\_
5. \_\_\_\_\_
6. \_\_\_\_\_
7. \_\_\_\_\_
8. \_\_\_\_\_

## Section B:

### B<sub>1</sub>. Learn the names and titles on the form. Listen to some background knowledge about names. Write the names on the lines.

**Vocabulary:**

document ['dɒkjumənt] n. 公文、文件、证件

identification [aɪdɛntɪfɪ'keɪʃən] n. 身份的证明, 识别

official [ə'fɪʃəl] adj. 官员的、官方的、正式的

Christian name ['krɪstjən] 教名

first name 西方人名的第一个字

surname (family / last) name 西方人名的姓

_____	_____	_____
First Name	Middle Name	Last Name



_____	_____	_____
First Name or Given Name	Middle Name or Given Name	Last Name or Family Name or Surname



**B<sub>2</sub>.** Learn these titles. You'll hear a short dialogue given by Anna and her teacher. Fill the girl's name in the form according to the tape.

Mr. is pronounced Mister.

Mrs. is pronounced Misiz.

Miss is pronounced Miss.

Ms. is pronounced Miz.

Here is Anna's name and title on a form.

Surname (family name)								*	Initials	<input type="checkbox"/> Ms.
								*		<input type="checkbox"/> Mr.
								*		<input type="checkbox"/> Mrs.
								*		<input type="checkbox"/> Miss.

**Section C:**

**C<sub>1</sub>.** Enrolling at a school. Read the advertisement below. Then listen to the conversation between the school secretary and a new student. Put a tick mark in the box if the student wants the item. Write the personal information such as name, age, etc.

# LEARNING ENGLISH 1992

- ★ 3-14 weeks duration  
20 hours per week
- ★ Small classes at all levels
- ★ Long and short courses all year
- ★ Teachers courses
- ★ Afternoon programme with a wide range of options, eg: Computer studies, Listening course, Business English, etc.
- ★ Excellent family accommodation
- ★ Cambridge examination courses
- ★ Summer courses, June to September

Study  
English at the  
London Study Center  
Munster House  
676 Fulham Rd.  
London SW6  
071-731 3549

Please send me information on the following:

General English Courses

Business English Courses

Cambridge Examination Courses

Summer Courses

Teacher Training Courses for people whose first language is not English

Name: (Mr. Miss. Mrs. Ms) \_\_\_\_\_

Address: \_\_\_\_\_

Age: \_\_\_\_\_

Male/Female: \_\_\_\_\_

Nationality: \_\_\_\_\_

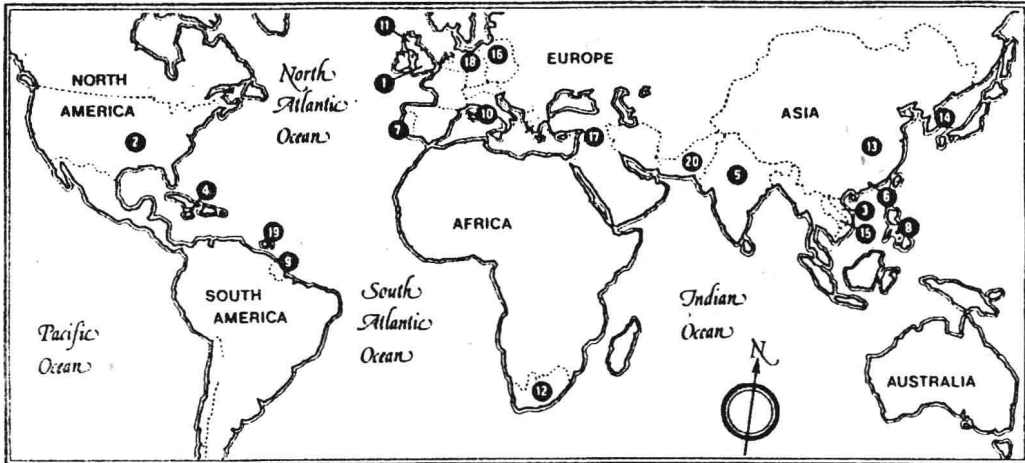
**C<sub>2</sub>. Listen to a short dialogue and choose correct answer.**

1. (a) Ship.  
(b) Train.  
(c) Plane.
2. (a) Travel.  
(b) Do business.  
(c) Have further study.
3. (a) Relatives.  
(b) Former colleagues.  
(c) Strangers.
4. (a) Middle name.  
(b) Surname.  
(c) Given name.
5. (a) At home.  
(b) At the airport.  
(c) At the hotel.



### Section D:

**Immigration To Ontario.** Listen to the tape while looking at the map. Write the number in the box below to each country. And you will find the lower the number, the higher the immigration.



<input type="checkbox"/>	China	<input type="checkbox"/>	Italy	<input type="checkbox"/>	Poland
<input type="checkbox"/>	England	<input type="checkbox"/>	Jamaica	<input type="checkbox"/>	Portugal
<input type="checkbox"/>	Germany	<input type="checkbox"/>	Korea	<input type="checkbox"/>	Scotland
<input type="checkbox"/>	Guyana	<input type="checkbox"/>	Laos	<input type="checkbox"/>	South Africa
<input type="checkbox"/>	Hong Kong	<input type="checkbox"/>	Lebanon	<input type="checkbox"/>	Trinidad-Tobago
<input type="checkbox"/>	India	<input type="checkbox"/>	Pakistan	<input type="checkbox"/>	United States
<input type="checkbox"/>	Philippines	<input type="checkbox"/>	Vietnam		

### Section E:

#### E<sub>1</sub>. Alphabet Identification

**Objective:** This game provides a quick review of the letters of the alphabet and to practise the names of people, places, language and the things they sell. It should move rapidly around the classroom. Each student in turn, gives imaginary information about himself / herself following this format:

My name is Anna.

My husband's name is Andrew.

We live in Atlanta.

We speak English.

And we sell armchairs.

**E<sub>2</sub>.** Practise dialogues by using the following sentences correctly. Ask some people in your class what their names are. You can say:

Hi!

Hello!

My name's ...

How do you do ?

Where are you from ?

What's your nationality ?

Where do you live ?

Where do you study / work ?

What's your name ?

Please spell it.

Please write it.

## UNIT 2. Introduction

### Section A:

#### Culture notes:

Hi [hai] int. informal (非正式用语) 喂(表示问候或用以唤起注意)

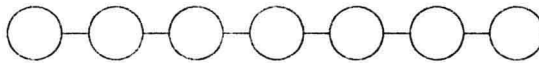
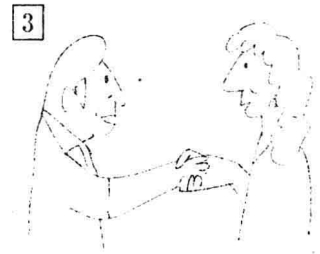

Hello ['he'lou ] 喂(问候语)

An informal American expression often used among friends when they exchange greetings. It is always very polite to introduce each other when you see your friends or someone you know by offering your names and titles. Very often introduction will be done in informal situation in which people will give their given names. For example if someone greets you "Hello, I'm Anna Smith." You're free to call her Mrs. Smith. However, people sometimes prefer to call each other by their first names even when they are meeting for the first time. So you may call her Anna.

**A<sub>1</sub>. Listen to the conversation and then choose the best answer for each of the question below.**

1. (a) Formally  
(b) Informally  
(c) Very formally  
(d) Very informally
  
2. (a) Aunt and niece  
(b) Neighbours  
(c) Mother and son  
(d) Aunt and nephew
  
3. (a) Four  
(b) Only two  
(c) Three  
(d) Five
  
4. (a) Mary  
(b) Jim  
(c) Barbara  
(d) All of them

A<sub>2</sub>. What are they talking ? Try to guess ! Then listen to the dialogue. Write in the correct order in the circle.



**OTHER SENTENCES YOU MAY HEAR**

- Picture 2: Tom, I'd like you to meet Anna.
- Picture 3: Glad to meet you.  
Pleased to meet you.  
**Hi.** ( informal)  
**Hello.**
- Picture 4. That's all right.

**Section B:**

Listen carefully. Write each abbreviation as the speaker spells it.

Postal abbreviation

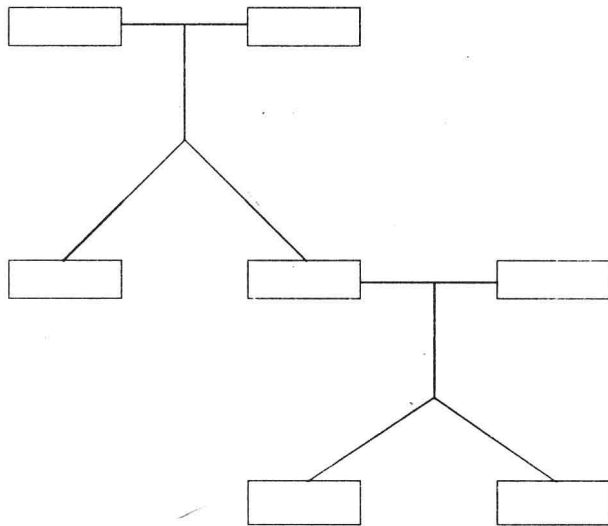
CA \_\_\_\_\_  
 KY \_\_\_\_\_  
 NY \_\_\_\_\_  
 FL \_\_\_\_\_

HI \_\_\_\_\_  
 MO \_\_\_\_\_  
 IN \_\_\_\_\_  
 TX \_\_\_\_\_

**Section C:**

**C<sub>1</sub>.** You are going to hear the description of the family. Fill in the box with correct names.

*This is my family.*



**C<sub>2</sub>. Listen again. You'll find words which can show their relationship statements. The first one has been done for you.**

**Tony**



1. Peter is my uncle.
2. Margarate is my \_\_\_\_\_.
3. Henry is my \_\_\_\_\_.
4. Janet is my \_\_\_\_\_.
5. John is my \_\_\_\_\_.
6. David is my \_\_\_\_\_.

**Peter**

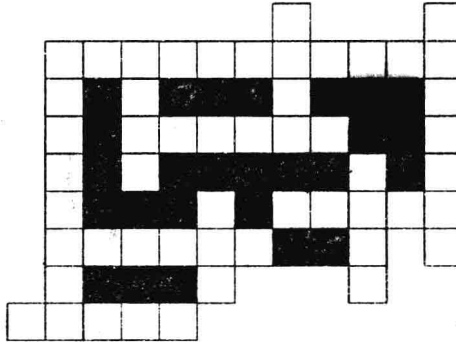


1. I'm \_\_\_\_\_.
2. I'm \_\_\_\_\_ brother.
3. \_\_\_\_\_ is my nephew.
4. \_\_\_\_\_ is my sister-in-law.

**Margarate**



1. \_\_\_\_\_ is my son.
2. \_\_\_\_\_ is my husband.
3. \_\_\_\_\_ is my daughter-in-law.
4. \_\_\_\_\_ is my grandson.

**C<sub>3</sub>. Listen and solve Crossword Puzzle.****Down**

1. My \_\_\_\_\_ is Anna.
2. This person (male) has the same mother and father as you.
3. Son of your son or daughter.
4. Sister of your mother or father.
5. Nice to \_\_\_\_\_ you.
6. The number after nine.

**Across**

7. Father of your father or mother.
8. Son of your brother or sister.
9. Daughter of your brother or sister.
10. This person (female) has the same mother and father as you.
11. Brother of your mother or father.

**Section D:****Two-line dialogue. Listen and complete dialogues.**

1. A. I'm Anna  
B. \_\_\_\_\_.
2. A. Where are you from ?  
B. \_\_\_\_\_.
3. A. Do you have change for a dollar ?  
B. \_\_\_\_\_.
4. A. Where do you live ?  
B. \_\_\_\_\_.
5. A. How are you ?  
B. \_\_\_\_\_.

6. A. Your address, please ?  
B. \_\_\_\_\_.
7. A. Your telephone number ?  
B. \_\_\_\_\_.

***Section E:***

**Imagine you've just had a new friend, Jane. And introduce Jane to your classmates.**

*Useful expressions*

1. May I introduce ... ?
2. This is ...
3. I would like to introduce ... to you .
4. I'd like you to know ...
5. How do you do ?
6. I'm glad to meet you.
7. Nice to meet you.



# UNIT 3. Cost

## Section A:

### Culture notes:

George Washington (1732 - 1799) the first president of the U.S.A. (1789 - 1797)

Alexander Hamilton (1756 - 1804) American statesman and secretary to the treasury (1789 - 1795)

Andrew Jackson (1767 - 1845) 7th president of the U.S.A. (1829 - 1837)

Abraham Lincoln (1809 - 1865) 16th president of the U.S.A. (1861 - 1865)

The White House 白宫

The Lincoln Memorial 林肯纪念堂

The Treasury Building 财政部大楼

the American insignia [in'signia] n. 美国国徽

### Vocabulary:

bill [bil] n. (美)钞票、纸币、帐单

cent [sent] n. 分, (美) (货币单位)

dime [dəim] n. (美国和加拿大)一角银币

nickel [nikəl] n. (美国和加拿大)五分镍币

quarter ['kwɔ:tə] n. (美国和加拿大)二角五分钱

- A<sub>1</sub>. Listen to the information about the money. Put a, b, c, etc in the correct box of coins. Match the names of the famous persons on the bill with the pictures on its back, then write their numbers in the correct box.

