



普通高等教育“十一五”国家级规划教材



21世纪大学新英语系列

# 21世纪大学新英语

## 视听说电影欣赏教师参考书

郭海云 主编

蒋学清 主审



复旦大学出版社

普通高等教育“十一五”国家级规划教材


21 世纪大学新英语系列

# 21世纪大学新英语

## 视听说电影欣赏教师参考书

郭海云 主编

蒋学清 主审



**图书在版编目(CIP)数据**

21世纪大学新英语视听说电影欣赏教师参考书/郭海云主编. —上海:  
复旦大学出版社, 2012. 5  
ISBN 978-7-309-08721-5

I. 2… II. 郭… III. ①英语-听说教学-高等学校-教学参考资料②电影评论-世界  
IV. ①H319.9②J905.1

中国版本图书馆 CIP 数据核字(2012)第 019234 号

**21世纪大学新英语视听说电影欣赏教师参考书**

郭海云 主编  
责任编辑/倪琴芬

复旦大学出版社有限公司出版发行  
上海市国权路 579 号 邮编:200433  
网址:fupnet@fudanpress.com <http://www.fudanpress.com>  
门市零售:86-21-65642857 团体订购:86-21-65118853  
外埠邮购:86-21-65109143  
上海春秋印刷厂

开本 850×1168 1/16 印张 15.75 字数 431 千  
2012 年 5 月第 1 版第 1 次印刷

ISBN 978-7-309-08721-5/H·1834  
定价: 38.00 元

---

如有印装质量问题, 请向复旦大学出版社有限公司发行部调换。

版权所有 侵权必究



普通高等教育“十一五”国家级规划教材

## 《21世纪大学新英语视听说电影欣赏》教师参考书

主编 郭海云

主审 蒋学清

### 编写委员会名单

石 坚 (四川大学)

白永权 (西安交通大学)

刘龙根 (上海交通大学)

罗立胜 (清华大学)

贾国栋 (中国人民大学)

王秀珍 (武汉大学)

樊葳葳 (华中科技大学)

张 森 (河北科技大学)

严 明 (黑龙江大学)

崔 敏 (吉林大学)

编写人员：戴丽萍 李京平 付天英

策划编辑：倪琴芬

责任编辑：倪琴芬

# 前言

《21世纪大学新英语视听说电影欣赏》是为学生进一步提高听说能力而编写的一本视听说教材，供选修课程使用。

看电影学英语是攻克英语听说难关的捷径之一。首先，英语电影可以营造一种真实的语境，把学生带入一个鲜活的英语世界里。学生在看电影的过程中把自己融入电影人物的角色中，共享电影人物的喜怒哀乐，既在经历着他人的生活，又仿佛亲临其境经历着自己的人生。在这种语境下，学生学到了地道的词汇、短语、句子结构，以及表达各种内容的说法，学到了实用的英语，不经意间培养了语感，提高了自己的视听说能力，使英语学习不再是一种枯燥的经历。其次，英语电影给学生带来了全新的文化。学生在学习语言的同时，可以了解英语国家的文化、历史和习俗，能在一定程度上帮助学生避免在未来工作中与英语国家人员交往中的文化冲突。

为满足视听说教学的需要，我们经过充分的调研，根据学生学习英语的兴趣点，编写了这本教材。它的特点是：

1. 注重选材的多样化和系统性，既注重故事性和趣味性，又注重思想内涵和主题深度，同时又能反映出西方文化和现代语言特点。所选的十二部电影都是近年来获奖的经典影片，包括动画片、爱情片、剧情片、灾难片、歌舞片和喜剧片等多种类型，涉及生命、人性、爱情和时尚等学生感兴趣的主体。

2. 注重活动设计的多层次、引导性和灵活性，视、听、说、写有机融合，以激发学生的兴趣和自主性。通过多种形式练习的引导，使学生真正看懂电影，理解电影中的语言，促进英语学习，提高英语应用能力。

3. 注重交际能力的培养和提高。本教材配有大量的课堂活动，有配音练习、简答题、讨论题、辩论、写总结等练习形式，有些需要在老师组织下来完成，有些需要学生自由想象和发挥。练习内容与视听片段内容紧密相连，听、说、写融为一体，能够有效地训练学生的语言输出技能。

4. 注重点与面的结合。本教材中每个unit有6个clip，为了使学生能把整部影片内容贯穿起来整体理解，在每个clip前把中间删去的片段做了简短的介绍，用简短的介绍把6个clip串在一起，并在Extended Activities部分设计了针对整部影片的问答题。学生通过回答问题可以加深对影片深层次的理解。

本册教材由十个单元和两个测试组成，十个单元为课堂教学内容，两个测试供课堂测试或学生课外自测使用。

每个单元分为Introduction(介绍), Section A Focused Activities(课堂活动), Section B Extended Activities(拓展练习)三部分。

**Introduction** 部分介绍该类别电影的特点、历史以及发展过程。这部分旨在为学生提供更为宏观、广阔的电影背景知识，提高其学习和欣赏影片的兴趣和能力。课前教师可把这部分布置为预习作业留给学生阅读。上课时，如果时间许可教师可带着学生进一步熟悉这部分内容，但只需做简要介绍，不需要展开讲解。

**Section A Focused Activities** 由三部分组成。

Part 1 Lead-in 是观影前的介绍和准备。介绍包括该部影片的导演、片长、发行日期和获奖情况以及剧情等，都用图片、视频等各种形式导入练习。这部分是后面学习的预热，不需要花太多时间，学生有所了解即可。

Part 2 Watching and Listening 是在学生观影后的练习。本部分设计的各种问题，有概括性的，也有针对影片内容细节的或以影片为基础展开广泛的话题讨论，目的在于为学生提供听力和口语的训练，同时加深对影片的理解。这部分的视频材料是从影片中精选出的六个片段，每个片段长度不超过4分钟，练习前有简短的介绍，把六个片段之间的故事串联起来，以便学生理解。每个片段后有二到三个练习，练习形式有选择题、填空题、排序题、正误判断题、简答题、配音、片段总结等。这部分练习是每个单元的重点，上课时老师要合理安排好每项练习的时间，视听练习和活动讲解可交替进行，每个片段安排学生听一遍，如学生觉得理解有困难，也可多放几遍。每个片段后有二到三个练习，第三个问题通常为主观题，教师可视学生的水平和时间灵活安排。

Part 3 Fun Time 是歌曲或游戏，用以增加学生的兴趣并缓解长时间学习的疲劳。这部分内容老师可在课堂上根据时间和进度选择使用。如果没有时间做其中的练习（如填词练习），教师可以给出答案，让学生欣赏就可以了。

**Section B Extended Activities** 是拓展练习，老师可根据学生的实际情况和时间进度决定是否使用，或使用其中某一部分。拓展练习由三部分组成。

Part 1 Whole Movie Watching 是让学生根据整部电影内容回答一些问题，一方面加深学生对整部影片的理解，另一方面引导学生进一步开展口语和写作实践。这部分内容可用于课堂练习，也可布置给学生课外完成。

Part 2 Lines to Learn by Heart 提供该影片部分经典台词及其译文，学生通过模仿和背诵电影台词以提高语言表达和鉴赏能力。这部分可灵活使用，学生可以在课堂上朗读背诵，也可留在课后欣赏。

Part 3 Movie Review 选取了一些评论家对该部电影的评论，通过阅读影评，学生能进一步加深对影片的主旨、人物、艺术特色等方面的理解，更好地欣赏影片。这部分可作为课堂泛读使用，也可留在课后阅读欣赏。

在本书的编写过程中，我们得到了国内外许多教学专家们的建议和指导，在此我们全体编写人员向他们致以诚挚的感谢。由于编者水平有限，缺点和错误在所难免，敬请各位专家学者批评指正。

# Contents

<b>Unit 1</b>	<b>Beauty and the Beast 1</b> <b>Introduction to Cartoon Films (1) 1</b> <b>Section A Focused Activities 1</b> Part 1 Lead-in 1 Part 2 Watching & Listening 2 Part 3 Fun Time 14 <b>Section B Extended Activities 15</b> Part 1 Whole Movie Watching 15 Part 2 Lines to Learn by Heart 15 Part 3 Movie Review 16
<b>Unit 2</b>	<b>Finding Nemo 18</b> <b>Introduction to Cartoon Films (2) 18</b> <b>Section A Focused Activities 18</b> Part 1 Lead-in 18 Part 2 Watching & Listening 20 Part 3 Fun Time 39 <b>Section B Extended Activities 40</b> Part 1 Whole Movie Watching 40 Part 2 Lines to Learn by Heart 40 Part 3 Movie Review 41
<b>Unit 3</b>	<b>The Shawshank Redemption 42</b> <b>Introduction to Drama Films (1) 42</b> <b>Section A Focused Activities 42</b> Part 1 Lead-in 42 Part 2 Watching & Listening 44 Part 3 Fun Time 58 <b>Section B Extended Activities 59</b> Part 1 Whole Movie Watching 59 Part 2 Lines to Learn by Heart 60 Part 3 Movie Review 61
<b>Unit 4</b>	<b>Forrest Gump 63</b> <b>Introduction to Drama Films (2) 63</b> <b>Section A Focused Activities 64</b> Part 1 Lead-in 64 Part 2 Watching & Listening 65 Part 3 Fun Time 79 <b>Section B Extended Activities 80</b> Part 1 Whole Movie Watching 80 Part 2 Lines to Learn by Heart 80 Part 3 Movie Review 81



**Unit 5 Titanic 83****Introduction to Romance Films (1) 83****Section A Focused Activities 83**

Part 1 Lead-in 83

Part 2 Watching &amp; Listening 85

Part 3 Fun Time 99

**Section B Extended Activities 100**

Part 1 Whole Movie Watching 100

Part 2 Lines to Learn by Heart 101

Part 3 Movie Review 102

**Test 1 103****Unit 6 Sleepless in Seattle 121****Introduction to Romance Films (2) 121****Section A Focused Activities 121**

Part 1 Lead-in 121

Part 2 Watching &amp; Listening 124

Part 3 Fun Time 137

**Section B Extended Activities 138**

Part 1 Whole Movie Watching 138

Part 2 Lines to Learn by Heart 139

Part 3 Movie Review 139

**Unit 7 The Day After Tomorrow 141****Introduction to Disaster Films (1) 141****Section A Focused Activities 141**

Part 1 Lead-in 141

Part 2 Watching &amp; Listening 143

Part 3 Fun Time 156

**Section B Extended Activities 156**

Part 1 Whole Movie Watching 156

Part 2 Lines to Learn by Heart 157

Part 3 Movie Review 158

**Unit 8 Deep Impact 159****Introduction to Disaster Films (2) 159****Section A Focused Activities 159**

Part 1 Lead-in 159

Part 2 Watching &amp; Listening 161

Part 3 Fun Time 176

**Section B Extended Activities 177**

Part 1 Whole Movie Watching 177

Part 2 Lines to Learn by Heart 177

Part 3 Movie Review 178

<b>Unit 9</b>	<b>High School Musical</b> 179
	<b>Introduction to Musical Films (1)</b> 179
	<b>Section A Focused Activities</b> 179
	Part 1 Lead-in 179
	Part 2 Watching & Listening 181
	Part 3 Fun Time 199
	<b>Section B Extended Activities</b> 200
	Part 1 Whole Movie Watching 200
	Part 2 Lines to Learn by Heart 201
	Part 3 Movie Review 201




<b>Unit 10</b>	<b>Another Cinderella Story</b> 203
	<b>Introduction to Musical Films (2)</b> 203
	<b>Section A Focused Activities</b> 203
	Part 1 Lead-in 203
	Part 2 Watching & Listening 205
	Part 3 Fun Time 219
	<b>Section B Extended Activities</b> 220
	Part 1 Whole Movie Watching 220
	Part 2 Lines to Learn by Heart 221
	Part 3 Movie Review 222

<b>Test 2</b>	223
---------------	-----

## Introduction to Cartoon Films (1)

Cartoon films refer to motion pictures using animation techniques to photograph a sequence of drawings rather than real people or objects. Animation is the rapid display of a sequence of images of 2-D or 3-D artwork or model positions in order to create an illusion of movement. The effect is an optical illusion of motion due to the phenomenon of persistence of vision.

Traditional animation was the process used for most animated films of the 20th century. The individual frames of a traditionally animated film are photographs of drawings, which are first drawn on paper. To create the illusion of movement, each drawing differs slightly from the one before it. At first, animated cartoons were black-and-white and silent. *Felix the Cat* is a notable example. The first cartoon with sound is often identified as Walt Disney's *Steamboat Willie*, starring Mickey Mouse in 1928. A computer-animated film commonly refers to feature films that have been computer-animated to appear three dimensional on a movie screen.



## Section A Focused Activities

### Part 1 Lead-in

#### Background Information

Director: Gary Trousdale, Kirk Wise

Run time: 90 minutes

Release Date: 1991


Awards & Nominations:

Won:

• Oscar:

Best Music, Original Score

Best Music, Original Song (for the song "Beauty and the Beast")



- ASCAP Award  
Most Performed Songs from Motion Pictures
- Grammy:  
Best Instrumental Composition Written for a Motion Picture or for Television  
Best Song Written Specifically for a Motion Picture or for Television


- Nominated:
- Oscar:  
Best Music, Original Song  
Best Picture  
Best Sound

### Plot Summary

An enchantress disguised as an old beggar woman offers a young prince a rose in exchange for a night's shelter. When he turns her away because of her ugly appearance, she punishes him by transforming him into an ugly Beast and his staff into objects. Only finding someone to love him can undo the enchantment, but misfortune turns Beast bitter and mean. When by chance a young woman from the village finds the castle, the staff hope she'll break the spell even as Beast holds her prisoner. At first repulsed by Beast, she later sees the beautiful person still inside him. Finally, her true love breaks the spell. The Beast returns to a handsome prince and they live happily after.

### Task

*Do you know the following characters? If you do, please pick up their names and write them below the pictures.*



1. Cosworth



2. Lumiere



3. Mrs. Potts



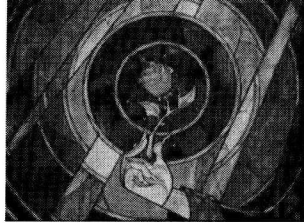
4. Fifi

## Part 2 Watching & Listening

*Directions: In this part, you're going to watch six clips from the movie Beauty and the Beast. After watching each clip, please complete the tasks following it.*

### Clip 1

*An opened book with pictures. (2'18")*



## Word Bank

repulse v.

(无礼地)拒绝

enchantress n.

女魔法师; 女巫师

haggard a.

憔悴的

enchanted a.

被施魔法的



## Task 1

Watch the clip and then some questions will be asked about it. Choose the best answer to each question from the four choices given below.

- Which of the following was not the prince's character?
  - Spoiled.
  - Unkind.
  - Generous.
  - Selfish.
- Why did the old woman offer the prince a rose?
  - Because she wanted to show respect to him.
  - Because she wanted to find a warm shelter.
  - Because she wanted to give him punishment.
  - Because she wanted to teach him a lesson.
- How could the prince know the outside world in the castle?
  - With a magic rod.
  - With a powerful spell.
  - With a magic mirror.
  - With an enchanted rose.
- On what condition could the powerful spell be broken?
  - When the prince could love and be loved.
  - When the prince was 21 years old.
  - When the prince lost all of his hopes.
  - When the prince met a young woman.
- What does the rose symbolize?
  - Inner beauty.
  - Blood passion.
  - Life clock.
  - True love.



## Task 2

Watch the clip again, focusing on the specific information and then decide whether the following statements are true or false. Write T for true and F for false.



- F     1. The old woman came to the castle to send roses to the prince.
- T     2. The woman transformed the prince into a beast when he turned her away.
- F     3. With a powerful spell, the castle and all who lived there became beasts.
- T     4. If the prince could not learn to love, he would be a beast for good.
- T     5. The woman tells us that beauty comes from within and good nature.

Following is the script of Clip 1:

Once upon a time, in a faraway land, a young prince lived in a shining castle. Although he had everything his heart desired, the prince was spoiled, selfish, and unkind. But then, one winter's night, an old beggar woman came to the castle and offered him a single rose in return for shelter from the bitter cold. Repulsed by her haggard appearance, the prince sneered at the gift and turned the old woman away, but she warned him not to be deceived by appearances, for beauty is found within. And when he dismissed her again, the old woman's ugliness melted away to reveal a beautiful enchantress. The prince tried to apologize, but it was too late, for she had seen that there was no love in his heart, and as punishment, she transformed him into a hideous beast, and placed a powerful spell on the castle and all who lived there. Ashamed of his monstrous form, the beast concealed himself inside his castle, with a magic mirror as his only window to the outside world. The rose she had offered was truly an enchanted rose, which would bloom until his twenty-first year. If he could learn to love another, and earn her love in return by the time the last petal fell, then the spell would be broken. If not, he would be doomed to remain a beast for all time. As the years passed, he fell into despair, and lost all hope, for who could ever learn to love a beast?

## Clip 2

***Belle is sitting in a chair reading her new book. There is a knock at the door. She puts the book down and walks to the door. She reaches up and pulls down a viewing device. She peeks through and sees an accurate fish-eye view of Gaston. She moans, and pushes the door open. (2'58'')***



Word Bank

rustic a.

乡村的

boorish a.

粗笨的

massage v.

按摩

strapping a.

魁梧的



Task 1

Watch the clip and then answer the following questions briefly.

1. What's Gaston going to do that day?  
(He's going to propose to Belle.)
2. What's Belle doing when Gaston knocks at the door?  
(She's reading a book.)
3. Does Gaston know Belle's dream?  
(No, he doesn't. He thinks Belle would dream of marrying him like other girls.)
4. What kind of man is Gaston?  
(He's strong, conceit, brainless and aggressive.)
5. How does Belle know her father might be in trouble?  
(She finds that only Phillippe comes back, not seeing her father.)



Task 2

Watch the clip again and discuss with your partner about Gaston's and Belle's viewpoints on life. Then fill in the blanks in the following table.

Gaston	Belle
He's quite content with a rustic lodge, his latest kill on the fire, and his little wife, while six or seven little children play <u>with</u> dogs.	Belle values reading and individuality. She doesn't want to marry Gaston. She thinks Gaston is <u>brainless</u> . She wants more than this <u>provincial</u> life. She wants <u>adventure</u> in the great <u>wide</u> somewhere. She wants so much more that they've got <u>planned</u> .

Following is the script of Clip 2:

**Belle:** Gaston, what a pleasant... surprise.

**Gaston:** Isn't it though? I'm just full of surprises. You know, Belle. There's not a girl in town who wouldn't love to be in your shoes. This is the day... This is the day your dreams come true.

**Belle:** What do you know about my dreams, Gaston?

**Gaston:** Plenty. Here, picture this. A rustic hunting lodge, my latest kill roasting on the fire, and my little wife, massaging my feet, while the little ones play with the dogs. We'll have six or seven.

**Belle:** Dogs?

**Gaston:** No, Belle! Strapping boys, like me!  
**Belle:** Imagine that.  
**Gaston:** And do you know who that wife will be?  
**Belle:** Let me think.  
**Gaston:** You, Belle!  
**Belle:** Gaston, I'm speechless. I really don't know what to say.  
**Gaston:** Say you'll marry me.  
**Belle:** I'm very sorry, Gaston, but, but... I just don't deserve you.  
**Lefou:** So, how'd it go?  
**Gaston:** I'll have Belle for my wife, make no mistake about that!  
**Lefou:** Touchy!  
**Pierre:** Grunt Grunt.  
**Belle:** Is he gone? Can you imagine, he asked me to marry him. Me, the wife of that boorish, brainless... Madame Gaston, can't you just see it Madame Gaston, his little wife. no sir, Not me, I guarantee it I want much more than this provincial life... I want adventure in the great wide somewhere. I want it more than I can tell. And for once it might be grand. To have someone understand, I want so much more than they've got planned.  
**Belle:** Phillipe! What are you doing here? Where's Papa? Where is he, Phillipe? What happened? Oh, we have to find him, you have to take me to him!

### Clip 3

**Belle' father becomes lost in a forest. Seeking shelter, he enters a dazzling palace. Beast imprisons him for trespassing. In order to see her father, Belle promises to remain in the castle forever in place of her father. (1'37")**



### Word Bank

trespass v.

非法闯入; 擅自进入



### Task 1

**Watch the clip and then some questions will be asked about it. Choose the best answer to each question from the four choices given below.**

1. How does Belle find her father?



- A) By following her father's trace. B) By asking the servant in the castle.  
C) By Phillippe's leading to the road. D) By riding a wagon from Gaston.
2. **At the sight of Belle, what does Belle's father ask her to do?**  
A) To give in to Beast. B) To fight against Beast.  
C) To run away from Beast. D) To frighten Beast away.
3. **How does Belle save her father?**  
A) She offers herself in exchange. B) She plays a trick to free her father.  
C) She compromises to Beast. D) She cries and touches Beast.
4. **"No, please spare my daughter!" means \_\_\_\_\_.**  
A) "No, please take care of my daughter" B) "No, please don't kill my daughter"  
C) "No, please treat my daughter well" D) "No, please don't hurt my daughter"
5. **From this clip, we can reach a conclusion that \_\_\_\_\_.**  
A) Belle is both curious and determined B) Belle is both witty and considerate  
C) Belle is both kind and courageous D) Belle is both stubborn and brave



### Task 2

Watch the video clip again and decide who says what. Tick (✓) the boxes as you watch.

	Belle	Maurice	Beast
How did you find me?		✓	
We have to get you out of here.	✓		
The master of this castle.			✓
There's nothing you can do.			✓
You don't know what you're doing?		✓	
Yes, but you must promise to stay here forever.			✓

### Task 3

A person's decisions in life will define what kind of person he/she becomes. In this sense we can decide our own destinies. When Maurice gets lost in the woods and stumbles upon the castle, he is taken prisoner by the reclusive Beast. Belle offers herself as a prisoner to the Beast to save her father. Imagine what would happen to Belle and Beast if Belle doesn't come to rescue her father.

Following is the script of Clip 3:

**Maurice:** Who?

**Belle:** Papa!

**Maurice:** How did you find me?

**Belle:** Oh, your hands are like ice. We have to get you out of here.