

PARACHUTES

Patricia Buere (美) 编写

降落伞英语

学习用书



外语教学与研究出版社

FOREIGN LANGUAGE TEACHING AND RESEARCH PRESS



儿童的大脑就像降落伞，它们只有被打开后才能正常工作！

Children's minds are like
降落伞英语

PARACHUTES 1

They only work

if they're OPEN!



Patricia Buere (美) 编

Student Book
学习用书

外语教学与研究出版社
FOREIGN LANGUAGE TEACHING AND RESEARCH PRESS

(京)新登字 155 号

京权图字: 01 - 2003 - 1545

图书在版编目(CIP)数据

降落伞英语学习用书 1/(美)伯尔(Buere, P.)编. - 北京:外语教学与研究出版社,2003

ISBN 7 - 5600 - 3417 - 9

I. 降… II. 伯… III. 英语 - 儿童教育 - 教学参考资料 IV. H31

中国版本图书馆 CIP 数据核字(2003)第 030431 号

Patricia Buere

Parachutes Student Book 1

ISBN: 970 - 10 - 3127 - X

Copyright ©2001, with respect to the first edition by McGraw-Hill Interamericana Editores, S. A. de C. V.

A subsidiary of The McGraw-Hill Companies

Original language published by The McGraw-Hill Companies, Inc. All Rights reserved.

No part of this publication may be reproduced or distributed by any means, or stored in a database or retrieval system, without the prior written permission of the publisher.

The edition jointly published by McGraw-Hill Education (Asia) Co. and Foreign Language Teaching and Research Press.

本书影印版由外语教学与研究出版社和美国麦格劳—希尔教育(亚洲)出版公司合作出版。未经出版者预先书面许可,不得以任何方式复制或抄袭本书的任何部分。

本书封面帖有 McGraw-Hill 公司防伪标签,无标签者不得销售。

降落伞英语

学习用书 1

Patricia Buere (美) 编

* * *

责任编辑:张健

出版发行:外语教学与研究出版社

社址:北京市西三环北路 19 号(100089)

网 址: <http://www.fltrp.com>

印 刷:北京大学印刷厂

开 本:889×1194 1/16

印 张:7

版 次:2003 年 5 月第 1 版 2003 年 5 月第 1 次印刷

书 号:ISBN 7 - 5600 - 3417 - 9/G·1684

定 价:21.00 元

* * *

如有印刷、装订质量问题出版社负责调换

制售盗版必究 举报查实奖励 (010)68917826

版权保护办公室举报电话:(010)68917519

TABLE OF CONTENTS

	PAGE
UNIT 1	iv
UNIT 2	12
UNIT 3	24
UNIT 4	36
UNIT 5	42
UNIT 6	54
UNIT 7	66
UNIT 8	78
UNIT 9	86
UNIT 10	98



PLACE

LESSON 1

Look at the picture of the school. Listen, point and say.




LESSON 1

"Good Morning,
Mr. Sunshine."
Listen to the
chant. Look
and say.



LESSON 2


What's this?
Paste yellow
crepe paper on
the sun.






LESSON 2



Look, point
and say.



LESSON 3

Look and say.
Color with
yellow finger
paint.







Where do they belong? Up or down? Cut, paste, color and say.



LESSON 4



Look, point
and say.
Do what Anna
and Daniel
are doing.



LESSON 4


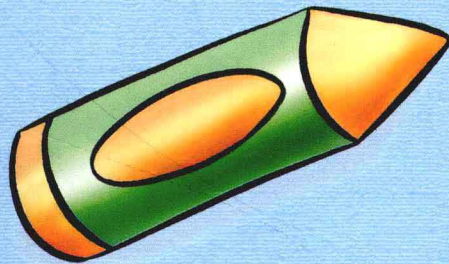

What's missing?
Look and say.
Find pictures of missing things. Paste.

my classroom





LESSON 4

Listen and point.
Sing.



Unit 2



LESSON 1

Look at the children.
Listen, point
and say.

ou

