

外语等级考试教材

ABC 英语 (3) 教材

# 21 世纪

# ABC 英语

余国强 冯娅 陆穗 / 编著

辜祖亮 / 绘图



四川大学出版社



外语等级考试教材  
ABC 英语 (3) 教材

# 21 世纪 ABC 英语

余国强 冯娅 陆穗 / 编著  
辜祖亮 / 绘图



四川大学出版社



责任编辑:张 晶 吴 昀  
责任校对:吴 昀  
装帧设计:罗 光  
责任印制:李 平

### 图书在版编目(CIP)数据

21 世纪 ABC 英语.3/余国强,冯娅,陆穗编著;辜祖亮绘. — 成都:四川大学出版社,2004.8  
外语等级考试教材  
ISBN 7-5614-2889-8  
I.2... II.①余...②冯...③陆...④辜...  
III. 英语-儿童教育-水平考试-教材 IV.H31  
中国版本图书馆 CIP 数据核字(2004)第 083094 号

### 书名 21 世纪 ABC 英语.3

---

编 著 余国强 冯 娅 陆 穗  
绘 图 辜祖亮  
出 版 四川大学出版社  
地 址 成都市一环路南一段 24 号 (610055)  
发 行 四川大学出版社  
印 刷 四川大学印刷厂  
开 本 787 mm×1 092 mm 1/16  
印 张 6  
字 数 130 千字  
版 次 2004 年 9 月第 1 版  
印 次 2004 年 9 月第 1 次印刷  
印 数 0001~6 000 册  
定 价 15.00 元

---

版权所有◆侵权必究

◆读者邮购本书,请与本社发行科  
联系。电 话:85408408/85401670/  
85408023 邮政编码:610065  
◆本社图书如有印装质量问题,请  
寄回印刷厂调换。  
◆网址:www.scupress.com.cn



# 英语等级考试教材编委会

主 任：石 坚

副主任：赵学范 杨星平

委 员：（按姓氏笔画为序）

冯泽辉 冯 娅 余国强 汪建新

吴光明 陆 穗 罗显华 赵田志

钟华森 唐树成 黄晓莲





# 前 言

21世纪是知识经济、高科技产业、信息网络化和经济全球化的时代。外语是学习科学文化知识，获取各种信息，进行国际交流的重要工具，是21世纪必须具备的基本技能。因此当少年儿童学习英语的时候，可利用其天生的语感和语言模仿能力，通过听、说、读、写的训练，帮助他们在国际音标、语音语调、书写习惯和日常用语的运用等方面打下良好的英语基础。

编者积多年对少儿英语教学研究，根据《少儿英语等级考试大纲的标准》，充分考虑了少年儿童在心理、智力和兴趣等方面的特点，并遵循英语语言自身的规律编成此书。

本丛书内容贴近生活，既有知识性，又有趣味性，易为少年儿童接受。书中的图画色彩鲜艳、形象逼真、生动活泼；文字由浅入深，既有单词、短语、句型、对话、短文，还有英语歌曲，便于少年儿童循序渐进地学习和模仿。

本丛书配有外籍教师录制的教学磁带，语音语调标准、优美、流畅；发音清晰、语速适中。

本丛书共四册，第一册为少儿英语一级考试教材，第二册为少儿英语二级考试教材，第三册为少儿英语三级考试教材，第四册为少儿英语四级考试教材。

第三册教学时间约需 120 学时，教师应紧扣技能的培养，不必在语言现象和语法的讲解上花太多的时间。同时，教师应根据学生对英语的掌握程度酌情选用课文和练习。每次教学时间不宜太长，要注意精讲多练，形式多样，生动活泼。

本丛书是小学英语和各类少年儿童英语学习班教材，还可用作少年儿童自学英语读本。

英语等级考试教材编委会

2004年7月20日



# 使用说明

本书为《21世纪ABC英语》第三册，共有5个单元，每单元分为5课，其中包括4课新课，1课复习课。

每单元的新课内容由以下两部分组成：

## 1. Look and Say

该部分由三至四段对话组成。对话内容涵盖日常生活中常用话题，要求学生能流利地朗读，并能扮演角色进行对话。学生可通过该部分的学习扩大词汇量，积累语言材料。

## 2. Dills

该部分的主要内容有：

### 1) Listening

Listening 训练学生听音、辨音的能力，要求学生根据指令完成该部分练习。

### 2) Written Work

Written Work 题型较多，涵盖了三级大纲中的所有题型。各课题型都有所变化，以增强学生对各种题型的适应能力。学生可通过该部分的练习，熟悉大纲中要求的语言知识，提高使用语言的能力。

### 3) Speaking

要求学生能用正确的语音语调朗读，也可以根据情况要求其背诵。

### 4) Phonetics

要求学生能正确读出音素，并能正确拼读一个和两个音节的音标。基础好的学生可要求拼读两个音节以上的音标。

### 5) Proverb/Tongue Twister/A Little Poem

为了提高孩子们的学习兴趣，我们选编了一些谚语、绕口令、小诗。教师可根据教学时间、学生的程度和兴趣灵活安排。




每单元复习课通常由五部分组成，每次的形式都有所变化，复习课也涵盖了三级大纲中的所有题型，应安排为课堂上的定时作业，并及时评讲，以达到复习巩固的目的。

该部分还选编了一些小诗和歌曲，教师可灵活安排。

本书的最后我们安排了 Test Yourself，完全按照三级大纲的样题编排，可作为一个模拟考试。


教师可以根据学生的具体情况灵活安排课文内容，不必每个部分都讲。录音材料和练习答案附在磁带所配的书。











# CONTENTS



## Unit One

Lesson 1	Greetings	2
Lesson 2	Schooling	4
Lesson 3	Telephoning	6
Lesson 4	Shopping	8
Lesson 5	Review 1-4	11

## Unit Two

Lesson 6	Colours	13
Lesson 7	Feelings	16
Lesson 8	Holidays	19
Lesson 9	Numbers	22
Lesson 10	Review 6-9	25

## Unit Three

Lesson 11	Asking a Favour	28
Lesson 12	Asking the Time	31
Lesson 13	Asking the Way	33
Lesson 14	Seeing a Doctor	37
Lesson 15	Review 11-14	40

## Unit Four

Lesson 16	People and Work	43
Lesson 17	Food and Drink	46
Lesson 18	Like and Dislike	50
Lesson 19	Wishes and Hopes	54
Lesson 20	Review 16-19	58

## Unit Five

Lesson 21	Talking about Weather	62
Lesson 22	Talking about Daily Life	66
Lesson 23	Talking about Hobbies	70
Lesson 24	Talking about Sports	74
Lesson 25	Review 21-24	78

## Test Yourself

83



# Unit One

## Lesson 1 Greetings

### Look and Say

#### A

A: Hello. My name is Jason.  
B: Hi. I'm Maria. Nice to see you.  
A: Nice seeing you, too.

#### B

A: Good afternoon, George.  
B: Good afternoon, Mary.  
A: How are you?  
B: Fine, thanks. And you?  
A: Very well, thank you.



#### C

A: Hello. My name is Allen Henry.  
B: Hello. I'm Pearl Wang.  
Are you American?  
A: Yes, I am. I'm from California.  
How about you?  
B: I'm Chinese. I'm from Chengdu.  
A: Nice to meet you.  
B: Nice meeting you, too.

#### D

A: Hi! How are you?  
B: Fine. And you?  
A: Fine, thanks. I'd like to introduce you  
to my friend, Peter.  
B: Nice to meet you.





## Drills

### 1. Listening

A. Listen and circle. Try to find the difference.

- |          |          |          |          |           |
|----------|----------|----------|----------|-----------|
| 1. A B C | 2. A B C | 3. A B C | 4. A B C | 5. A B C  |
| 6. A B C | 7. A B C | 8. A B C | 9. A B C | 10. A B C |

B. Listen and write.

Mary: \_\_\_\_\_ evening. My name is Mary Waner.

Bob : Good evening, Mary. My \_\_\_\_\_ is Bob Wilson.

Mary: \_\_\_\_\_ to meet you, Bob.

Bob : Nice to \_\_\_\_\_ you, too. Where are you from?

Mary: I'm \_\_\_\_\_ America. I'm new \_\_\_\_\_.

Bob : \_\_\_\_\_ you in Class One?

Mary: Yes, I'm \_\_\_\_\_ Class One.

Bob : I'm in Class One, too. Let's go together.

### 2. Written Work

Translate the following sentences into English.

1. 晚上好。
2. 嗨！ 你好吗？
3. 我叫彼得。很高兴认识你。
4. 我是四川人。
5. — 喂，你今天好吗？  
— 很好。你呢？

### 3. Speaking

Divide the students into three groups and ask them to practice introducing people to one another.

1. Introduce yourself to another student.
2. Introduce your friend to your teacher.
3. Introduce yourself to your classmates.

### 4. Phonetics

/p/ /b/ /t/

/d/ /k/ /g/

/pi:t/

/bi:t/

/pɪt/

/bɪt/

/si:t/

/si:d/

/tɪk/

/dɪk/

/pek/

/peg/

/kæp/

/gæp/

/tek/

/dek/

/bæt/

/bæd/

### 5. Proverb

Every beginning is hard.

万事开头难。





# Unit One

## Lesson 2 Schooling

### Look and Say

#### A

Mike: Where do you study?

Jack: I study at No.7 High School.

Mike: Is it far from here?

Jack: No, it's very near.

#### B

Jack: Who's our Chinese teacher?

Kate: Mrs. Li.

Jack: Who's our English teacher?

Kate: Mr. Green.

Jack: Thanks.

#### C

Peter: Hello, I'm Peter. Your name, please?

Kate: My name is Kate.

Peter: Which class are you in?

Kate: Class Two, Grade One.

Peter: I'm in Row Four. Are you in Row Four?

Kate: No, I'm in Row Five.



#### D

Teacher: Who is on duty today?

Betty: I am.

Teacher: What day is it today?

Betty: It's Wednesday.

Teacher: What's the date today?

Betty: It's May 31st.

Teacher: So tomorrow is Children's Day.

Hope you all have a good time.

Betty: Thank you.

Teacher: Now go back to your seat, please.



## Drills

### 1. Listening

Fill in the missing words.

This is the 1. \_\_\_\_\_ day of school. Boys and girls are 2. \_\_\_\_\_ again. This 3. \_\_\_\_\_ they have a new teacher. The teacher's 4. \_\_\_\_\_ is Mary. She doesn't know her students so she 5. \_\_\_\_\_ their names. She 6. \_\_\_\_\_ them English. Bill is late 7. \_\_\_\_\_ class. Bill is 8. \_\_\_\_\_ for it but the teacher says it doesn't 9. \_\_\_\_\_. The teacher asks Bill to come to school 10. \_\_\_\_\_ next time.

### 2. Written Work

Match A and B.

- |  |                               |
|--|-------------------------------|
| 1. I'm in No.12 Middle School.                                   | A. Do you know her name?      |
| 2. I have lunch at school.                                       | B. Which school are you in?   |
| 3. Yes, I do.  | C. What's her name?           |
| 4. I ride a bike in sunny days,<br>and take a bus in rainy days. | D. Where do you have lunch?   |
| 5. Her name is Lucy.   | E. How do you come to school? |

### 3. Speaking

Divide the students into groups and ask them to play roles of teacher and students.

Try to use the expressions below.

1. Let's begin our class. / Class begins!
2. Stand up! / Sit down, please.
3. Who is on duty today?
4. What's this in English?
5. Please spell the word "student".
6. Any questions?
7. Read after me, please.
8. That's all for today.

### 4. Phonetics



/fi:/ /vi:/ /li:f/ /li:v/ /fæt/ /væt/ /fa:st/ /va:st/  
/æs/ /æz/ /ni:s/ /ni:z/ /sip/ /zip/ /sed/ /zed/

### 5. Proverb

Ask much, know much. 多问长见识。



# Unit One

## Lesson 3 Telephoning

### Look and Say

#### A

Sally: Hello. May I speak to Mike, please?

Mike: This is Mike speaking.

Sally: Hi, I'm Sally. How are you doing?

Mike: Very good. How about you?

Sally: Fine, thanks. Good-bye.

Mike: Bye.

#### B

Lisa : Hello. This is Lisa. Is Lily there?

Peter: No, she isn't. She is at the library.

Lisa : Oh, I see. I'll call back later. Thank you.



#### C

Tom: Hello! 85413396.

Ann: Hello! Is that Peter?

Tom: No, this is Tom.

Ann: Is Peter in?

Tom: Yes, he is.

Ann: Could I speak to him, please?

Tom: Certainly.

Ann: Thank you very much.

Tom: You're welcome.

#### D

John : Hello.

Mary: Hello, John.


John : I'm sorry.

You have the wrong number.

Mary: Is this 83315693?

John : No, it isn't.

Mary: Oh. Sorry.





## Drills

### 1. Listening

Write down the phone numbers.

1. \_\_\_\_\_ 2. \_\_\_\_\_ 3. \_\_\_\_\_ 4. \_\_\_\_\_ 5. \_\_\_\_\_  
6. \_\_\_\_\_ 7. \_\_\_\_\_ 8. \_\_\_\_\_ 9. \_\_\_\_\_ 10. \_\_\_\_\_

### 2. Written Work

Finish the sentences.

1. 我可以跟贝蒂说话吗?

May I \_\_\_\_\_ Betty?

2. 她现在恐怕不在这里。

\_\_\_\_\_ she isn't here right now.

3. 我是她的朋友大卫。

\_\_\_\_\_ her friend David.

4. 请让她回来后给我打个电话。

Please ask her \_\_\_\_\_ when she gets back.

5. 好的，我会转告给她的。

All right. I'll \_\_\_\_\_ her \_\_\_\_\_.

6. 对不起，您能告诉我怎样挂长途电话吗?

\_\_\_\_\_. Could you \_\_\_\_\_ how to make a long distance call?

7. 对不起，您拨错号码了。


\_\_\_\_\_. You have the wrong \_\_\_\_\_.

### 3. Speaking

Role play: "What's the Phone Number in English?" The first student speaks out his own phone number, the second one speaks it in English as quickly as possible.

Pair work: Take turns making a telephone call to a classmate. Try to use the expressions in Look and Say.

### 4. Phonetics

 /θ/ /ð/ /breθ/ /bri:ð/ /ba:θ/ /beið/ /θri:/ /ði:/ /θin/ /ðen/  
/l/ /wil/ /wel/ /la:θ/ /leið/ /li:f/ /li:v/ /fi:l/ /vi:l/

### 5. Proverb

Speech is the picture of the mind.

言语是心灵的图画。(言为心声。)





# Unit One

## Lesson 4 Shopping

### Look and Say

#### A

Green: Excuse me. Can you help me?

Salesgirl: Certainly.

Green: I'm looking for a T-shirt.

Salesgirl: T-shirts are over there.

Green: Thank you.



#### B

Salesman: What can I do for you?

Mrs. Green: I want some sweets,  
some milk and some tea.

Salesman: Here you are.

Mrs. Green: How much are they?

Salesman: 37 yuan.

Mrs. Green: This is 50 yuan.

Salesman: Here's your change.



#### C

Sally: Oh, look at this watch, Mike! It's lovely.

Mike: Yeah, it's nice.

Sally: How much is this?

Mike: Oh, it's on sale. It's only \$40.

Sally: That's crazy! Come on, let's buy it.





## D

Salesgirl : Hello, welcome to the People's Department Store. Can I help you ?

Charles : Yes, please. I'm looking for a pair of running shoes.

Salesgirl : What size do you want ?

Charles : Size 41.

Salesgirl : And what colour ?

Charles : White.

Salesgirl : Here you are.

Charles : May I try them on ?

Salesgirl : Sure.



## Drills

### 1. Listening

Fill in the missing words.

There is \_\_\_\_\_ sugar, there is some \_\_\_\_\_ and there is a \_\_\_\_\_ of tea, \_\_\_\_\_ there is not \_\_\_\_\_ jam. \_\_\_\_\_ are some tomatoes, but there are not \_\_\_\_\_ eggs or cookies and there \_\_\_\_\_ not much milk. \_\_\_\_\_ we want jam, eggs, cookies \_\_\_\_\_ milk.

### 2. Written Work

True or false.

It isn't a big shop. It is near our home. It looks very lovely. Father, mother and I often go shopping on weekends. I buy pencils, paper and ink in the shop, and they buy milk, bread and eggs. The service is good. All of us like the shop.

- ☐ 1. The shop is not far from my home.
- ☐ 2. I don't often go to the shop, but mother and father do.
- ☐ 3. I buy school things there.
- ☐ 4. Mother and father buy nothing there.
- ☐ 5. We are all very happy about the service.

