

## 内容涵盖：

路径上色技巧、路径发丝技巧、图案叠加特效、小试牛刀女刺客、生人勿近、飘逸之女刀手、女版我爱罗、Q版卡通头像鼠绘法、魅惑之磷光、幽怨的酒杯、鬼魅之魍魉、狼骑兵螟蛉、幽光之法师等

全彩印刷 含DVD



CG 进阶

吴博 / 编著

# SAI+Photoshop

女性动漫角色 绘制技法

清华大学出版社



# CG进阶

## SAI+Photoshop女性动漫角色绘制技法

吴博 编著



清华大学出版社  
北京

## 内 容 简 介

本书详细介绍了使用SAI+Photoshop软件进行女性动漫角色绘制的方法与技巧,内容涵盖路径上色技巧、路径发丝技巧、图案叠加特效、小试牛刀女刺客、生人勿近、飘逸之女刀手、女版我爱罗、Q版卡通头像鼠绘法、魅惑之磷光、幽怨的酒杯、鬼魅之魑魍、狼骑兵螟蛉、幽光之法师等。

本书适合有一定美术基础,希望进行动漫角色绘制的爱好者和相关专业院校的学生。

本书封面贴有清华大学出版社防伪标签,无标签者不得销售。

版权所有,侵权必究。侵权举报电话:010-62782989 13701121933

### 图书在版编目(CIP)数据

CG进阶:SAI+Photoshop女性动漫角色绘制技法/吴博编著.--北京:清华大学出版社,2012.5  
ISBN 978-7-302-27520-6

I.①C… II.①吴… III.①动画制作软件,SAI、Photoshop IV.①TP391.41

中国版本图书馆CIP数据核字(2011)第263339号

责任编辑:陈绿春

封面设计:潘国文

版式设计:北京水木华旦数字文化发展有限责任公司

责任校对:徐俊伟

责任印制:何 芊

出版发行:清华大学出版社

网 址: <http://www.tup.com.cn>, <http://www.wqbook.com>

地 址:北京清华大学学研大厦A座 邮 编:100084

社 总 机:010-62770175 邮 购:010-62786544

投稿与读者服务:010-62776969, [c-service@tup.tsinghua.edu.cn](mailto:c-service@tup.tsinghua.edu.cn)

质 量 反 馈:010-62772015, [zhiliang@tup.tsinghua.edu.cn](mailto:zhiliang@tup.tsinghua.edu.cn)

印 刷 者:北京鑫丰华彩印有限公司

装 订 者:三河市李旗庄少明印装厂

经 销:全国新华书店

开 本:203mm×260mm 印 张:16 插 页:4 字 数:443千字

(附光盘1张)

版 次:2012年5月第1版

印 次:2012年5月第1次印刷

印 数:1~5000

定 价:59.00元































提起笔来思绪万千，不知道从何说起。

整个暑假都在不断地写着这些教程，每天已经完成了多少页，这样的签名一直在QQ签名中不断更新——380、405、520……学生留言：“老师是在画漫画吗？这么快？”我苦笑，要是漫画能够这么快地话，我早就无敌了。不断更新签名，也是给自己一个心理暗示，要不然3本750页，是很难完成的。

这里的教程用图，都是2010年完成的一些商业稿件，也跟对方公司打了招呼，重新解剖制作过程，制作成教程展示在大家眼前。算了算，以前画过的图都改为了教程，身边也没有什么存货了。这一次真是连老底都翻出来了，等这3本书上市后，笔者也要重新开始自我修炼了，没有新图可是不行的。

反思一下，CG插图也不算我最为擅长的，有点小成就，但是还算不上厉害，只能说形成了一些小的技巧和经验，拿来与大家分享一下，希望能够给初学者们一些启示。

20世纪80年代是动漫大量进入中国的年代，90年代漫画发展开始起步。到了2000年左右，计算机普及了，很多的画手就从漫画转向为CG插图，而这几年却是游戏原画和少女漫画发展迅猛。整个的中国动漫发展说不上什么规律，都是市场上什么好卖，大家就一窝蜂的去做什么，我虽然都尝试过，但是还是习惯做一些游戏设计和漫画创作。现在接单方面属于自由状态，如果客户不喜欢我的风格，我就不接，不想自己的风格到最后变得四不像，是什么样就什么样，自己找自己想尝试和自己喜欢的风格去做。所以，虽然技术风格并不是主流，但起码看起来还是自己的，不会被误认为是某某画师的作品。

我觉得画画的人还是要有一些坚持的，比如说，你最开始的梦想是什么，还记不记的？可能不能直接去做，或做的时候总是遇到各种各样的困扰，还有迫于生活不得不转型、转风格，这些都可能。

# 前言



本教程主要使用软件：  
Photoshop、  
ComicStudio、  
Easy Paint Tool SAI

Ps

Adobe Photoshop CS4

Version 12.0

© 2001-2008 Adobe Systems Incorporated. All Rights Reserved.

Adobe, the Adobe logo, Photoshop, and the Photoshop logo are either registered trademarks or trademarks of Adobe Systems Incorporated in the United States and/or other countries.

Adobe, the Adobe logo, Photoshop, and the Photoshop logo are either registered trademarks or trademarks of Adobe Systems Incorporated in the United States and/or other countries.

Adobe, the Adobe logo, Photoshop, and the Photoshop logo are either registered trademarks or trademarks of Adobe Systems Incorporated in the United States and/or other countries.

Adobe, the Adobe logo, Photoshop, and the Photoshop logo are either registered trademarks or trademarks of Adobe Systems Incorporated in the United States and/or other countries.

Adobe, the Adobe logo, Photoshop, and the Photoshop logo are either registered trademarks or trademarks of Adobe Systems Incorporated in the United States and/or other countries.

Adobe, the Adobe logo, Photoshop, and the Photoshop logo are either registered trademarks or trademarks of Adobe Systems Incorporated in the United States and/or other countries.

Adobe, the Adobe logo, Photoshop, and the Photoshop logo are either registered trademarks or trademarks of Adobe Systems Incorporated in the United States and/or other countries.

Adobe, the Adobe logo, Photoshop, and the Photoshop logo are either registered trademarks or trademarks of Adobe Systems Incorporated in the United States and/or other countries.

Adobe, the Adobe logo, Photoshop, and the Photoshop logo are either registered trademarks or trademarks of Adobe Systems Incorporated in the United States and/or other countries.

Adobe, the Adobe logo, Photoshop, and the Photoshop logo are either registered trademarks or trademarks of Adobe Systems Incorporated in the United States and/or other countries.

Adobe, the Adobe logo, Photoshop, and the Photoshop logo are either registered trademarks or trademarks of Adobe Systems Incorporated in the United States and/or other countries.

Adobe, the Adobe logo, Photoshop, and the Photoshop logo are either registered trademarks or trademarks of Adobe Systems Incorporated in the United States and/or other countries.

Adobe, the Adobe logo, Photoshop, and the Photoshop logo are either registered trademarks or trademarks of Adobe Systems Incorporated in the United States and/or other countries.

Adobe, the Adobe logo, Photoshop, and the Photoshop logo are either registered trademarks or trademarks of Adobe Systems Incorporated in the United States and/or other countries.

Adobe, the Adobe logo, Photoshop, and the Photoshop logo are either registered trademarks or trademarks of Adobe Systems Incorporated in the United States and/or other countries.

Adobe, the Adobe logo, Photoshop, and the Photoshop logo are either registered trademarks or trademarks of Adobe Systems Incorporated in the United States and/or other countries.

Adobe, the Adobe logo, Photoshop, and the Photoshop logo are either registered trademarks or trademarks of Adobe Systems Incorporated in the United States and/or other countries.

Adobe, the Adobe logo, Photoshop, and the Photoshop logo are either registered trademarks or trademarks of Adobe Systems Incorporated in the United States and/or other countries.

Adobe, the Adobe logo, Photoshop, and the Photoshop logo are either registered trademarks or trademarks of Adobe Systems Incorporated in the United States and/or other countries.

Adobe, the Adobe logo, Photoshop, and the Photoshop logo are either registered trademarks or trademarks of Adobe Systems Incorporated in the United States and/or other countries.

Adobe, the Adobe logo, Photoshop, and the Photoshop logo are either registered trademarks or trademarks of Adobe Systems Incorporated in the United States and/or other countries.

Adobe, the Adobe logo, Photoshop, and the Photoshop logo are either registered trademarks or trademarks of Adobe Systems Incorporated in the United States and/or other countries.

Adobe, the Adobe logo, Photoshop, and the Photoshop logo are either registered trademarks or trademarks of Adobe Systems Incorporated in the United States and/or other countries.

Adobe, the Adobe logo, Photoshop, and the Photoshop logo are either registered trademarks or trademarks of Adobe Systems Incorporated in the United States and/or other countries.

Adobe, the Adobe logo, Photoshop, and the Photoshop logo are either registered trademarks or trademarks of Adobe Systems Incorporated in the United States and/or other countries.

Adobe, the Adobe logo, Photoshop, and the Photoshop logo are either registered trademarks or trademarks of Adobe Systems Incorporated in the United States and/or other countries.

Adobe, the Adobe logo, Photoshop, and the Photoshop logo are either registered trademarks or trademarks of Adobe Systems Incorporated in the United States and/or other countries.

Adobe, the Adobe logo, Photoshop, and the Photoshop logo are either registered trademarks or trademarks of Adobe Systems Incorporated in the United States and/or other countries.

Adobe, the Adobe logo, Photoshop, and the Photoshop logo are either registered trademarks or trademarks of Adobe Systems Incorporated in the United States and/or other countries.

Adobe, the Adobe logo, Photoshop, and the Photoshop logo are either registered trademarks or trademarks of Adobe Systems Incorporated in the United States and/or other countries.

Adobe, the Adobe logo, Photoshop, and the Photoshop logo are either registered trademarks or trademarks of Adobe Systems Incorporated in the United States and/or other countries.

Adobe, the Adobe logo, Photoshop, and the Photoshop logo are either registered trademarks or trademarks of Adobe Systems Incorporated in the United States and/or other countries.

Adobe, the Adobe logo, Photoshop, and the Photoshop logo are either registered trademarks or trademarks of Adobe Systems Incorporated in the United States and/or other countries.

Adobe, the Adobe logo, Photoshop, and the Photoshop logo are either registered trademarks or trademarks of Adobe Systems Incorporated in the United States and/or other countries.

Adobe, the Adobe logo, Photoshop, and the Photoshop logo are either registered trademarks or trademarks of Adobe Systems Incorporated in the United States and/or other countries.

Adobe, the Adobe logo, Photoshop, and the Photoshop logo are either registered trademarks or trademarks of Adobe Systems Incorporated in the United States and/or other countries.

Adobe, the Adobe logo, Photoshop, and the Photoshop logo are either registered trademarks or trademarks of Adobe Systems Incorporated in the United States and/or other countries.

Adobe, the Adobe logo, Photoshop, and the Photoshop logo are either registered trademarks or trademarks of Adobe Systems Incorporated in the United States and/or other countries.

Adobe, the Adobe logo, Photoshop, and the Photoshop logo are either registered trademarks or trademarks of Adobe Systems Incorporated in the United States and/or other countries.

Adobe, the Adobe logo, Photoshop, and the Photoshop logo are either registered trademarks or trademarks of Adobe Systems Incorporated in the United States and/or other countries.

Adobe, the Adobe logo, Photoshop, and the Photoshop logo are either registered trademarks or trademarks of Adobe Systems Incorporated in the United States and/or other countries.

Adobe, the Adobe logo, Photoshop, and the Photoshop logo are either registered trademarks or trademarks of Adobe Systems Incorporated in the United States and/or other countries.

Adobe, the Adobe logo, Photoshop, and the Photoshop logo are either registered trademarks or trademarks of Adobe Systems Incorporated in the United States and/or other countries.

Adobe, the Adobe logo, Photoshop, and the Photoshop logo are either registered trademarks or trademarks of Adobe Systems Incorporated in the United States and/or other countries.

Adobe, the Adobe logo, Photoshop, and the Photoshop logo are either registered trademarks or trademarks of Adobe Systems Incorporated in the United States and/or other countries.

Adobe, the Adobe logo, Photoshop, and the Photoshop logo are either registered trademarks or trademarks of Adobe Systems Incorporated in the United States and/or other countries.

Adobe, the Adobe logo, Photoshop, and the Photoshop logo are either registered trademarks or trademarks of Adobe Systems Incorporated in the United States and/or other countries.

Adobe, the Adobe logo, Photoshop, and the Photoshop logo are either registered trademarks or trademarks of Adobe Systems Incorporated in the United States and/or other countries.

Easy Paint Tool SAI

Version 1.1.0 Bysfl.cn



# 前言

但你还记得自己最初的梦想吗？我还记的，但是现在还没有机会去做，不过我还没有忘记，不断地练习、实践、改变生活和创作环境，总有一天，我会很开心的，不计功利地去做我想做的创作，总有这样的机会，只要我不放弃。

我的教程中会有很多啰嗦、反复强调的语句，实际上绘画的时候也是这个样子，这是我的个人习惯，希望通过反复强调能够让大家记住，并熟悉这种绘画的步骤和流程，形成个人的绘画步骤和流程，慢慢地就会形成个人绘画风格。希望大家在查阅时能够耐心点。

本书中附带相应光盘，其中有相应的素材和图层文件。也可以给我来信交流，Email: [witchlsc@qq.com](mailto:witchlsc@qq.com)。

希望大家能够在教程中学到点什么，哪怕一点儿，我都会觉得是有价值，那都是我的荣幸。

本书的编写，一来个人总结了之前CG创作的一些心得体会，二来为以后的学生们准备好一本专业教材。在下不才，不敢说致力于动漫文化推广或者什么，仅仅做好自己能做的事情，为中国的动漫教育事业略尽一点薄力。

夜已深，突然想起老师当年劝导我的一句话——“画一张，是一张。”有技术，有毅力，坚持下去，功到自然成。




参与编写的包括：桂鑫、杨智、毕丹、朱菲菲、曹阳、沈玥、董蕾、霍磊、郭少锋、邹洁、王倩、张利娜、邓兰、王刚、席占龙、王辰、王存宝、郝艳伟、王艳彦、陈志芳、王桂花、杜志江、李卫玮、杜振红、邓志勇、邓桃、宋玉龙、王润清、郝艳青、张振军、郭海桃、吴小燕、李霞、李金、董宪粉、王存江、刘艳九、张润、肖凤英、张小婷、王斌、高鹏飞。

吴博





<b>实例1</b>	<b>路径上色技巧</b>	<b>1</b>
<b>实例2</b>	<b>路径发丝技巧</b>	<b>9</b>
<b>实例3</b>	<b>图案叠加特效</b>	<b>18</b>
<b>实例4</b>	<b>小试牛刀：女刺客绘制</b>	<b>29</b>
4.1	Alias Sketch Book Pro 2.0草图绘制	30
4.2	Photoshop路径绘制头发	32
4.3	金属质感与皮革材质	34
4.4	军刺质感与刻纹	37
4.5	其他部分与花纹制作	38
4.6	背景光照渲染	40
<b>实例5</b>	<b>华丽的女法师</b>	<b>42</b>
5.1	上色前的选择	43
5.2	皮肤的填色	45
5.3	画笔的配合绘制	47
5.4	头发的光泽	49
5.5	布料与贴图	51
5.6	饰物与护甲质感	55
5.7	Photoshop背景合成	58
5.8	Photoshop光效处理	61
<b>实例6</b>	<b>生人勿近</b>	<b>66</b>
6.1	飘逸的绿色长发	67
6.2	头发光晕Photoshop特效制作	70
6.3	五官皮肤的快速绘制与修正	74
6.4	绘制布料与配饰效果	76
6.5	金属软甲的简洁表达	78
6.6	纹身效果的图层属性	81
6.7	深色背景的网状花纹特效	82
6.8	加工光源特效	85
<b>实例7</b>	<b>飘逸之女刀手</b>	<b>88</b>
7.1	皮肤、嘴唇、眼睛	90
7.2	头发与毛絮光泽	95

# 目录






# 目录



7.3	布料光影与花纹 .....	101
7.4	金属护甲与饰物表达 .....	107
7.5	后期合成与修改 .....	113
<b>实例8</b>	<b>女版我爱罗 .....</b>	<b>123</b>
8.1	皮肤、眼睛、头发的晕染 .....	125
8.2	饰物质感表现技巧 .....	131
8.3	服饰甲冑材料效果 .....	134
8.4	调节图层与笔刷加工 .....	145
<b>实例9</b>	<b>Q版卡通头像鼠绘法 .....</b>	<b>152</b>
9.1	光溜溜的脑袋 .....	153
9.2	晶莹剔透的眼睛 .....	159
9.3	波浪卷的头发 .....	163
<b>实例10</b>	<b>魅惑之磷光 .....</b>	<b>166</b>
<b>实例11</b>	<b>幽怨的酒杯 .....</b>	<b>184</b>
<b>实例12</b>	<b>鬼魅之魍魉 .....</b>	<b>203</b>
<b>实例13</b>	<b>狼骑兵蜈蚣 .....</b>	<b>219</b>
<b>实例14</b>	<b>幽光之法师 .....</b>	<b>235</b>





**实例1**


**路径上色技巧**





路径不是单单用来勾线而已，很多时候路径在动漫作品上色时非常实用，本章就以最小的篇幅来给大家预热一下。


**1** 这次的要求是一个拿着手机的青年人形象，要求色块干练简洁，开始时想着是一滑板少年脖子上挂着手机，所以出来的铅笔草图是这样的。



**2** 而之后编辑不满意，要求换成时尚女青年，还要偏向矢量风格，所以，又换成了这样的草稿。



**3** 编辑说看看上色后是否年轻化一些，结果还没有完成又被PASS掉了，再次重做。



**4** 最后的审核通过的是这样的线稿，因为要偏向矢量风格，所以决定全部使用路径完成。



所以笔者就采用了这种路径色块的入门级上色方法，下面来看看具体步骤。