

义务教育课程标准实验教科书

# 当堂练


新课时同步训练

丛书总策划 崔慧铭

## 小学英语

六年级上册

(适用于人教版 PEP)



开明出版社

义务教育课程标准实验教科书


# 当堂练

新课时同步训练

## 小学英语

六年级上册

(适用于人教版 PEP)



开明出版社

图书在版编目(CIP)数据

当堂练·英语六上/糜克勤、陈旭炯主编.北京:开明出版社,2005.6  
ISBN 7-80133-861-8

I.当... II.①糜... ②陈... III.英语课—小学—参考资料 IV.G634

中国版本图书馆 CIP 数据核字(2005)第 064317 号

责任编辑 晨 溪  
封面设计 周 辉

当堂练·英语

六年级上册

(适用于人教版 PEP)

---

本册主编	糜克勤 陈旭炯
出 版	开明出版社(北京海淀区西三环北路 19 号)
印 刷	富阳市育才印刷有限公司
发 行	全国各地新华书店经销
开 本	787×960 毫米 16 开
印 张	7.5 字 数 130 千
版 次	2005 年 6 月第 1 版 2005 年 6 月第 1 次印刷
书 号	ISBN 7-80133-861-8
定 价	8.00 元

---

## 致读者的话

素质教育召唤我们,教学改革必须走“提高教学效率,培养学生的科学能力”之路。理论与实践告诉我们,讲练结合、精讲精练,是学生掌握知识、形成能力、提高素质的关键。因此,练什么、怎么练、什么时候练,这越来越成为广大教师、学生及家长关注的焦点。《当堂练》丛书就是为了解决这一问题而编写的。

《当堂练》丛书以国家课程标准为依据,以义务教育浙江使用的教材为凭借,以最新的教改经验为指导,由浙江省著名的重点小学、初中骨干教师、教研员分学科、按年级分册精心编著。

《当堂练》是教与学的结晶。每册内容包括“每课练习”、“单元自我测试”、“期中、期末考试卷”等部分,旨在提高课堂教学的效率,掌握各课的知识要点、重点和难点。这对巩固知识、训练能力,将收到事半功倍的成效。书中还附有“参考答案”,便于师生检验,富有启发性。

《当堂练》丛书力求体现以教师为主导、学

小学英语当堂练

Xiaoxue Yingyu Dangtang Lian



## 致读者的话

素质教育召唤我们,教学改革必须走“提高教学效率,培养学生的科学能力”之路。理论与实践告诉我们,讲练结合、精讲精练,是学生掌握知识、形成能力、提高素质的关键。因此,练什么、怎么练、什么时候练,这越来越成为广大教师、学生及家长关注的焦点。《当堂练》丛书就是为了解决这一问题而编写的。

《当堂练》丛书以国家课程标准为依据,以义务教育浙江使用的教材为凭借,以最新的教改经验为指导,由浙江省著名的重点小学、初中骨干教师、教研员分学科、按年级分册精心编著。

《当堂练》是教与学的结晶。每册内容包括“每课练习”、“单元自我测试”、“期中、期末考试卷”等部分,旨在提高课堂教学的效率,掌握各课的知识要点、重点和难点。这对巩固知识、训练能力,将收到事半功倍的成效。书中还附有“参考答案”,便于师生检验,富有启发性。

《当堂练》丛书力求体现以教师为主导、学

小学英语当堂练

Xiaoxue Yingyu Dangtang Lian

生为主体的现代教育思想,使广大师生能在及时反馈中获得更多的信息量。同时,本套丛书也是小学、初中教学改革的经验总结,对于进一步探究小学、初中阶段教学评估标准是一个积极的尝试。通过本套丛书的训练,将使学生达到全面、系统地掌握教材教学内容的要求,并使讲与练完美结合,做到举一反三、融汇贯通。

由于编写时间仓促,本丛书难免出现一些疏漏,恳切希望广大师生指正。

本分册主编:糜克勤 陈旭炯

本分册编写人员:陈旭炯 周霞萍 严新海

《当堂练》编写组

小学英语当堂练

Xiaoxue Yingyu Dangtang Lian



# 目 录

Unit 1	How Do You Go There? .....	1
Unit 2	Where Is the Science Museum? .....	14
Unit 3	What Are You Going to Do? .....	27
Recycle 1	.....	39
期中考试卷	.....	43
Unit 4	I Have a Pen Pal .....	47
Unit 5	What Does She Do? .....	59
Unit 6	The Story of Rain .....	72
Recycle 2	.....	84
期末考试卷	.....	89
参考答案与听力材料	.....	95




# Unit 1 How Do you Go There?

## 主情景图

I . Look, think and write. 看图,根据所给字母写出相应的单词



truck (uketr)



\_\_\_\_\_ (ritna)




\_\_\_\_\_ (ixat)



\_\_\_\_\_ (rca)



\_\_\_\_\_ (laenp)



\_\_\_\_\_ (pish)

II . Look, read and write. 读句子,并根据图片的提示填空







## Section A

### I. Read and match. 读一读,找一找,给对话或句子配上相应的交通工具

( ) 1. He likes the blue sea. He will go to Qingdao by ship.

( ) 2. I have a new bike. I go there by bike.

( ) 3. —How do you go to Canada?  
—I go by plane.

( ) 4. —How can your father go to work?  
—By motorcycle.

( ) 5. —How can your mother come home?  
—By subway.

( ) 6. —How can they go home?  
—On foot.

( ) 7. I go to my uncle's farm by bus.

( ) 8. —How can they go to London?  
—By train.

( ) 9. We usually go to the shopping center by car on Sunday.



A



B



C



D



E



F



G



H



I

### II. Read and circle. 圈出每组单词中不同类的单词

- |             |           |              |                |
|-------------|-----------|--------------|----------------|
| 1. A. bus   | B. plane  | C. train     | D. <u>foot</u> |
| 2. A. Pairs | B. Canada | C. London    | D. New York    |
| 3. A. zoo   | B. park   | C. school    | D. <u>way</u>  |
| 4. A. near  | B. often  | C. sometimes | D. usually     |

### III. Read and arrange. 请你给 Peter 和他父母的对话排序

- ( ) Dad: Oh, dear! Something is wrong with my car.
- ( ) Mum: How can you go to work?
- ( ) Peter: There's also something wrong with my bike. How can I go to school, Mum?
- ( ) Mum: Peter, please on foot.
- ( ) Dad: I will go by taxi.


### IV. Read and number. 公园门口停了五辆车,请根据对每辆车的描述,为它们按数字(1,2,3,4,5)的顺序标号




There are five cars in front of the park. The first one is black. The second one's number is 50786. There is a man in the third car. There is a beautiful girl beside the fourth car. The fifth car has a cute cartoon on its body.



V. Read and complete the dialogues. 用给出的图片和句子, 将对话补完整



VI. Make a survey. 做个调查



Name	Where	How
Amy	Beijing	By train



Section B

I. Color the picture. 请给奥运会五环旗着上正确的颜色



1. BLUE

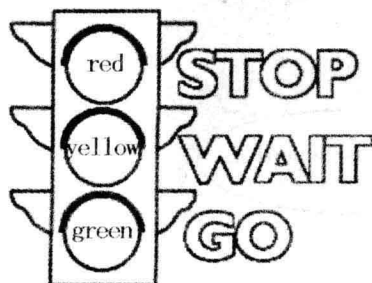
2. BLACK

3. RED

4. YELLOW

5. GREEN

II. Look, read and write. 根据图片完成句子, 每空一词



1. Remember the \_\_\_\_\_!

\_\_\_\_\_ at a red light.

2. Look at the traffic lights. \_\_\_\_\_

at a \_\_\_\_\_ light.

3. Look at the \_\_\_\_\_.

\_\_\_\_\_ at a green light.

III. Read and complete the dialogue. 根据上下文, 将对话补完整


Zhang: \_\_\_\_\_ the Children's Center?

Jim: You can \_\_\_\_\_ the No. 16 bus, or you can go \_\_\_\_\_.

Zhang: How do I go on foot?

Jim: It's \_\_\_\_\_. Turn right at the \_\_\_\_\_ lights. The center is \_\_\_\_\_ a post office. But do you know the traffic \_\_\_\_\_?

Zhang: Sure. The light is red. \_\_\_\_\_! I have to \_\_\_\_\_ when the light is yellow. I can \_\_\_\_\_ at a green light.





IV. Look, read and match. 看一看, 读一读, 连一连



England

America

Canada

China

Austria

V. Read and choose. 阅读短文, 将正确选项填写在题前括号内

This is a street crossing. There are red and green lights at each corner. Drivers must watch the lights carefully.

When there is a green light, the cars may go on. When there is a red light, the car must stop. They must wait until the red light changes to green. Then they can go on. Sometimes the cars want to make a right turn or a left turn. They can make a right turn when the light is green or red. But they must wait until the green light is shining if they want to turn left.


Some people are colour - blind (色盲). They cannot see the difference between red and green. These people must not drive, or else there will be accidents (事故). We must keep our streets safe.

- (C) 1. Drivers must watch \_\_\_\_\_ carefully at each corner.  
A. green lights      B. red lights      C. both A and B
- (A) 2. When there is a red light \_\_\_\_\_.  
A. the cars must stop      B. the cars may go on  
C. the cars may make a left turn
- (C) 3. Cars can make a right turn when \_\_\_\_\_.  
A. there is a red light      B. there is a green light  
C. there is a red or green light
- (B) 4. The colour - blind people must not drive because \_\_\_\_\_.  
A. they are blind      B. they can't see the difference between red and green  
C. they can't hear cars
- (B) 5. \_\_\_\_\_ must not drive.  
A. People that are colour - blind      B. People that are blind  
C. Both A and B









Section C

I. Read and fill in the blanks. 读一读,再填空



II. Read and draw. 读一读,在表格相应的位置画“太阳”(☀)

Hello! My name is Chen Jie. Usually I go to school on foot, because my home is near. John is my good friend. We are in the same school. His home is a little far from our school. So he often goes to school by bike, and his brother goes to school by bus. John's mother goes to work by subway. However his father drives his car to his office every morning. John has an uncle. He goes to school by motorcycle.

How Who						
Chen Jie						
John						
John's father						
John's mother						
John's uncle						
John's brother						



III. Try to read, then tick (✓) or cross (×). 试着读一读, 并做出相应的选择

A rhyme of [i:] ( ) / [i] ( )

Who's he? Who's she?

He's Dean. She's Jean.

Is he free? Is she free?

Come here and play with me.

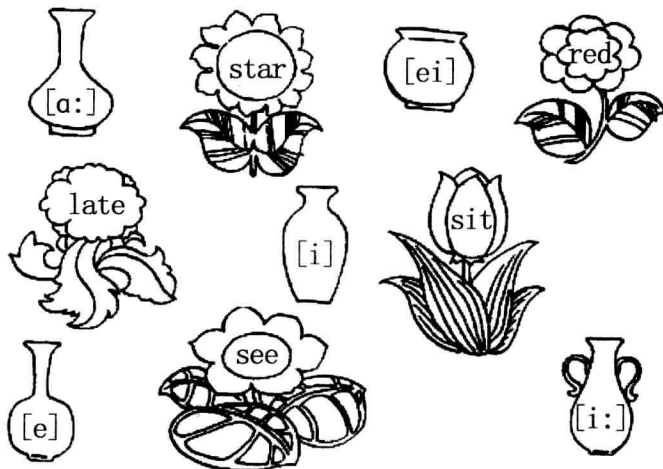
IV. Read and arrange. 将下列单词按划线部分读音归类

please ship fifth mean if beach spring meet leaf dish  
traffic green fit tea give beat eat quick free difference

/i:/

/i/

V. Read and match. 按发音规律, 使每枝花都能找到合适的花瓶 (连线)



VI. Look, read and match. 用线将图片与英语解释连接起来



Crosswalk

No Parking

Men working

No horn

Keep right

No entry





## 文化导读

### 车辆种类

ambulance 救护车	bike/bicycle 自行车 ✓	sports car 跑车
bus 公共汽车 ✓	car 小汽车 ✓	tank 坦克 ✓
coach 四轮大马车	crane 起重机	tram 电车
fire engine 消防车	handcart 手推车	taxi 出租车 ✓
jeep 吉普车 ✓	motorcycle 摩托车	train 火车
police car 警车	racing car 赛车	watering car 洒水车

交通事故是目前比较严重的事件,我们有必要了解一些常见的英文交通标识。安全第一。

### 1. Road and Traffic 公路和交通

Approaching end of motorway 即将驶出高速

Dangerous bend 弯道危险

Diverted traffic 交叉路口

Look left (right) 向左(右)看

New hours of parking control 停车控制新时段

No entry 禁止驶入

No stopping at any time 任何时间不准停车

No thoroughfare 禁止通行

Pedestrian crossing ahead 注意前方人行横道

Pedestrian crossing 人行横道

Please drive carefully 请小心驾驶

Road closed 此路封闭

Slow, school 前方学校请慢行

Speed limit of 48km/h 限速每小时48公里

The law requires you wear a seatbelt  
法规要求系安全带

### 2. Car and Parking 汽车和停车

Car park front and rear 前后停车

Limited parking 停车位有限

No parking constantly in use 此处经常使用,禁止停车

No parking except for loading 除装货外,禁止停车

No parking in front of this gate 门前禁止停车

No parking in use 24 hours a day 此处24小时使用,禁止停车

No parking or materials in front of doors 门前不准停车或堆放杂物

Parking permitted 允许停车

Strictly no parking 严禁停车

VIP car park 贵宾停车场

### 3. Bus and Coach 公共汽车和长途汽车



Bus information 公共汽车问讯处

Bus lane 公共汽车道

Bus stand 公共汽车停车处

Double deck buses 双层公共汽车

End of bus lane 公共汽车道结束

In case of fire, stay in vehicle 如遇火警, 请呆在车内

Keep your belongings with you at all times 随时照看好你的物品

These seats are meant for elderly and handicapped persons & women with child. 老人, 残疾人及抱小孩的妇女专座。

When the bus is moving, do not speak to the driver 汽车行驶中, 严禁与司机交谈

#### 4. Tube and Train 地铁和火车

From ... to ... route ... 从……到……途经……

Help us to keep the tube litter free 请协助我们, 保持地铁清洁卫生

Luggage must not be put in the gateway 行李不准放到过道上

Mind the gap 小心台阶间跨度

Not valid on certain trains 车票对某些列车无效

Peak hours only 只限高峰时段

Please keep gateways clear 请保持过道畅通

Please retain your ticket for inspection 请保留车票待检

Single or return tickets only 单程或往

返程票

Stand clear of the door 请不要站在门口

Ticket valid until 30 June 2005 车票有效期至 2005 年 6 月 30 日

Train departure 出站列车

Tube to ... 地铁开往……

#### 5. Airport 飞机场

Airport lounges 机场休息室

Airports shuttle 机场班车

Assistance 问讯处

Check in area (zone) 办理登机区

Customers lounges 旅客休息室

Departure airport 离港时间

Departure times on reverse 返航时间

Destination airport 到达机场

Domestic flights 国内航班

Emergency exit 安全出口

Flight connections 转机处

Help point (desk) / Inquiries 问讯处

Left baggage 行李寄存

Lost property 失物招领

No smoking except in designated area 除指定区域外, 禁止吸烟

Nothing (Something) to declare 无(有)报关

Please leave your luggage with you at all times 请随身携带你的行李

Queue here 在此排队

Reserved seating 预定的座位




Return fares 往返票价



## Unit 1 自我测试

### 第一部分 听力部分

I. Look, listen and match. 听对话, 将地点、人物和其使用的交通工具用线连接起来



Mike



Liu Yun



John



Chen Jie



Wu Yifan

by subway

on foot

by taxi

by bike

by bus

II. Listen and answer. 听问句, 选择相应的答句

- |   |                                  |
|---|----------------------------------|
| ( ) 1. A. He goes to school by bike.    | B. She goes to school by bus.    |
| C. He goes to work by taxi.             |                                  |
| ( ) 2. A. They go there on foot.        | B. He goes there by bus.         |
| C. She goes there by train.             |                                  |
| ( ) 3. A. Yes, she goes there by bus.   | B. Yes, she goes there by plane. |
| C. No, he goes there by ship.           |                                  |
| ( ) 4. A. Yes, I like going by plane.   | B. No, I like going on foot.     |
| C. No, I like going by subway.          |                                  |
| ( ) 5. A. She doesn't go there by taxi. | B. She doesn't go there by bike. |
| C. She goes there by bus.               |                                  |