

Cinowo

Reading and Writing

# CHINESE CHARACTERS

## ① 汉字识写课本

苗淑华 编著



外文出版社  
FOREIGN LANGUAGES PRESS

# 汉字识写课本

Reading and Writing Chinese Characters ( I )

(上册)

苗淑华 编著

## 图书在版编目(CIP)数据

汉字识写课本. 1: 汉英对照 / 苗淑华编著

北京: 外文出版社, 2010.12

ISBN 978-7-119-06862-6

I. ①汉… II. ①苗… III. ①汉字-对外汉语教学-教材 IV. ①H195.4

中国版本图书馆 CIP 数据核字(2010)第 258626 号

责任编辑: 曲 径 夏伟兰

装帧设计: 王志刚

印刷监制: 刘 刚

## 汉字识写课本 (上)

作 者 苗淑华 编

出版发行 外文出版社有限责任公司

地 址 中国北京西城区百万庄大街 24 号

网 址 <http://www.flp.com.cn>

电 话 008610-68320579(总编室)

008610-68995852(发行部)

印 刷 北京海纳百川旭彩印务有限公司

经 销 新华书店 / 外文书店

开 本 787mm×1092mm 1/16 印张:12.5

版 次 2011 年 9 月第 1 版 第 1 次印刷

书 号 ISBN 978-7-119-06862-6

定 价 58.00 元

邮政编码 100037

电子邮箱 [flp@cipg.org.cn](mailto:flp@cipg.org.cn)

008610-68327750(版权部)

008610-68996075(编辑部)

**First Edition 2011**

ISBN 978-7-119-06862-6

© Foreign Languages Press Co. Ltd, Beijing, China, 2011

Published by Foreign Languages Press Co. Ltd

24 Baiwanzhuang Road, Beijing 100037, China

<http://www.flp.com.cn> E-mail: [flp@cipg.org.cn](mailto:flp@cipg.org.cn)

Distributed by China International Book Trading Corporation

35 Chegongzhuang Xilu, Beijing 100044, China

P.O. Box 399, Beijing, China

*Printed in the People's Republic of China*

## 前言

《汉字识写课本》是为非汉字文化圈的汉语初学者编写的汉字教材,分上下两册,内容包括“有趣的汉字”、“我会认”、“我会读”、“我会写”和“我们来闯关”几个部分。通过系统、科学、有效的学习,学生可以识写 700 个左右的常用汉字。

汉字学习在汉语学习中是不可缺少的,从某种程度上说,汉字学习有助于学生进一步提高口语水平。但是对于大多数的学生来说,汉字无疑是他们汉语学习道路上的“拦路虎”,那么《汉字识写课本》力图帮助学生扫清障碍,让学生不怕学汉字。

**内容系统、科学。**本书介绍了相关的汉字知识,系统地安排了笔画、笔顺、偏旁和汉字的学习。笔画、笔顺和偏旁的学习又与汉字学习有机结合,如:学习“女”(女字旁)时,课文安排了“妈”、“姐”、“妹”和“她”这些带“女”的汉字。这种归类的学习方法,能够使学生提高汉字学习效率,达到举一反三的效果。

**结构编排合理。**学生从“有趣的汉字”开始,了解相关的汉字知识。在“我会认”中,学生能够初步认识汉字,了解汉字的音、形、义。在“我会读”中,学生可以进行与本课所学汉字相关的口语学习。在“我会写”中,学生学习书写汉字。最后通过“我们来闯关”来检验并巩固学习效果。可以说这样的结构编排真正做到了循序渐进、科学并且合理。

**“图画法”、“拼形法”化繁为简,增加了学习的趣味性。**本书多数汉字配以有趣的图画形象展现字义,帮助学生快速掌握字义。部分汉字以“拼形法”解析汉字的字形,有助于加深学生对字形的记忆。

以话题为主线,汉字学习与口语学习相互促进。以话题为主线,学习相关的汉字,并在“我会读”中,用所学的汉字构词,进行日常口语学习。这样既可以让学致用,进一步掌握汉字,又可以让学生提高自己的口语水平。

编者

## Preface

*Reading and Writing Chinese Characters* is a textbook in two volumes designed for beginners of Chinese coming from a non-Chinese background. Each of its lessons contains five sections: “Interesting Chinese characters”, “I can recognize”, “I can read”, “I can write” and “Let’s go over the lesson! ”. After going through this program of systematic and effective study, students will be able to read and write around 700 commonly used Chinese characters.

Character study in Chinese is indispensable, and to an extent it helps improve a student’s spoken ability. Most students of Chinese are traditionally scared and intimidated by Chinese characters, so this textbook makes great efforts to rid learners of this fear and embrace character learning.

With its systematic and focused content, this textbook introduces relevant knowledge of Chinese characters, and progressively guides students through the study of strokes, the order of strokes, radicals and characters, while constantly emphasizing their interconnectedness. For example, when learning the radical 女, characters containing this radical such as 妈, 姐, 妹 and 她 are simultaneously introduced. This method of easy classification maximizes study efficiency.

Students are enabled to learn in a logical and progressive way, starting from “Interesting Chinese characters” which details information about Chinese characters. From there they move on to “I can recognize”, where they can gain a general knowledge of the characters and obtain an overall sense of their pronunciation, form and meaning. In “I can read”, students will learn the correct pronunciation of the characters used in each lesson, and “I can write” teaches students how to write out the characters. In the final section, “Let’s go over the lesson! ”, they can check to see if they have really grasped the characters introduced in the lesson. This framework helps students study in a logical and progressive way.

The method of combining pictures and characters makes the learning experience simple and fun. Most of the characters in the book are accompanied by vivid pictures which show their meanings, and thus enable students to master them as quickly as possible. For some other characters, the method of character combining is used to deepen their memory of the form of the character.

With this topic based approach, learners can master Chinese characters as well as spoken language. In each lesson, students will learn the topic related characters, practice forming these words and then learn how to use them to communicate in daily life. This can help them to grasp both the characters and their oral usage.

Compiler



## 目 录

## Contents

## 第一单元

## Unit One


第 1 课	日 月 水 火 .....	1
	Sun Moon Water Fire	
第 2 课	口 耳 目 .....	5
	Mouth Ear Eye	
第 3 课	马 牛 羊 .....	9
	Horse Ox Sheep	
第 4 课	山 石 雨 .....	13
	Mountain Stone Rain	
第一单元复习	.....	17
Review of Unit One		

## 第二单元

## Unit Two

第 5 课	认识数字 .....	19
	Learning the Numerals	
第 6 课	上 中 下 .....	24
	Up Middle Down	
第 7 课	日 月 明 .....	29
	Sun Moon Bright	
第 8 课	人 木 休 .....	34
	Person Wood Rest	
第二单元复习	.....	39
Review of Unit Two		





### 第三单元

#### Unit Three

第 9 课	我们一家人 .....	41
	Our Family	
第 10 课	看电视 .....	47
	Watching TV	
第 11 课	去商场 .....	52
	Shopping	
第 12 课	我饿了 .....	57
	I Am Hungry	
第三单元复习	.....	63
Review of Unit Three		

### 第四单元

#### Unit Four

第 13 课	打电话 .....	65
	Making a Call	
第 14 课	我们的学校 .....	70
	Our School	
第 15 课	老师 .....	75
	Teacher	
第 16 课	运动 .....	80
	Doing Sports	
第四单元复习	.....	86
Review of Unit Four		

### 第五单元

#### Unit Five

第 17 课	我们的身体 .....	88
	Our Body	
第 18 课	全身不舒服 .....	94
	General Malaise	



第 19 课 去医院 .....	100
Going to Hospital	
第 20 课 休息 .....	106
Having a Rest	
第五单元复习 .....	111
Review of Unit Five	

## 第六单元

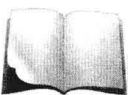
### Unit Six

第 21 课 早晨起来 .....	113
Getting up in the Morning	
第 22 课 一条小鱼 .....	118
A Little Fish	
第 23 课 交通标志 .....	123
Traffic Signs	
第 24 课 多彩的颜色 .....	128
Variegated Colors	
第六单元复习 .....	134
Review of Unit Six	

## 第七单元

### Unit Seven

第 25 课 认识你很高兴 .....	136
Nice to Meet You	
第 26 课 她是哪国人? .....	142
What Is Her Nationality?	
第 27 课 你今年多大了? .....	148
How Old Are You?	
第 28 课 我有很多朋友 .....	155
I Have Many Friends	
第七单元复习 .....	161
Review of Unit Seven	



第八单元


Unit Eight

第 29 课	乘公共汽车 .....	163
	Taking Bus	
第 30 课	2 号楼有 24 层 .....	169
	There Are Twenty-four Floors in Building No. Two	
第 31 课	最好的生日礼物 .....	175
	The Best Birthday Present	
第 32 课	我喜欢小动物 .....	181
	I Like Small Animals	
第八单元复习 .....		188
Review of Unit Eight		

Dì-yī kè Rì Yuè Shuǐ Huǒ  
第1课 日 月 水 火

## 有趣的汉字

Interesting Chinese characters



属于“独体造字法”。用线条或笔画,把要表达物体的外形特征,具体地勾画出来。  
如:

日,“日”字就像一个圆形,中间有一点,很像我们在直视太阳时所看到的形态。

Pictographic scripts are formed by the single component word formation method. They outline the shape of things with lines or strokes. Such as:

The character 日 looks like a circle with a dot in the middle, it's quite similar to the shape of the sun.

汉字的字型是方的,所以也称“方块字”,方块字是由不同的笔画写成的。

The forms of the Chinese characters are square, so they also called “square-shaped characters”. Square characters are formed by different strokes.

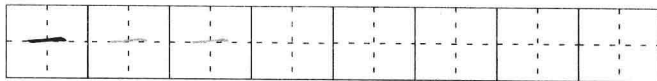
## 汉字基本笔画(一)

Basic strokes of Chinese characters (1)

横 héng

Horizontal stroke

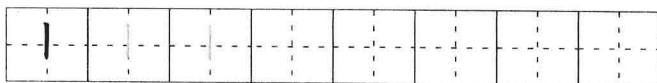
一




竖 shù

Vertical stroke

丨

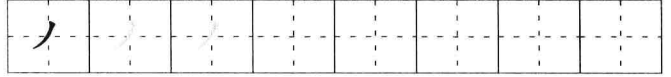




撇 piě

Left-falling stroke

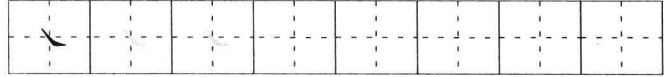
ノ



捺 nà

Right-falling stroke


㇏




二

我会认

I can recognize



日 rì sun




月 yuè moon



水 shuǐ water



火 huǒ fire





### 三 我会读

I can read


- |      |      |       |      |
|------|------|-------|------|
| rì   | yuè  | shuǐ  | huǒ  |
| 1. 日 | 2. 月 | 3. 水  | 4. 火 |
| sun  | moon | water | fire |

### 四 我们来闯关

Let's go over the lesson.



#### 1 写笔画

Write the strokes



#### 2 连一连

Link the pictures with the matching characters.



日

月

水

火



3 游戏

Game

两人一组,一人说汉字,一人找出相应的图片,然后互换,看谁找得又快又对。

Two people in a pair, one speaks the Chinese characters, and the other finds the matching pictures, then they exchange roles to find out who is the fastest, and most accurate.

Dì-èr kè Kǒu Ěr Mù  
第 2 课 口 耳 目

## 有趣的汉字

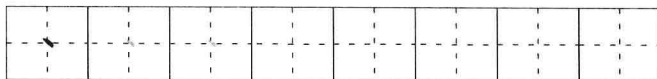
Interesting Chinese characters

## 汉字基本笔画(二)

Basic strokes of Chinese characters (2)

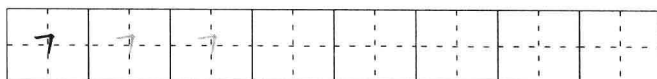
点 diǎn  
Dot stroke

丶



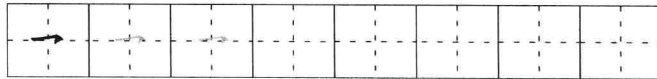
折(横折) zhé (héng zhé) ㄇ  
Turning stroke

ㄇ



横钩 héng gōu  
Horizontal hook stroke

乛



竖折 shù zhé  
Vertical turning stroke

ㄥ

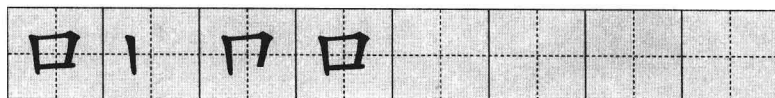


## 我会认

I can recognize



口 kǒu mouth







耳 ěr ear

耳 一 丿 丿 丿 耳



目 mù eye

目 一 丿 月 月 目



手 shǒu hand

手 一 二 三 手



人 rén person

人 丿 人



女 nǚ woman

女 乚 女 女