

Landscape Design Series

ORNAMENTAL PLANTS *in the* LANDSCAPE

造园艺术设计丛书

植物装饰

华南编辑部 编

曾庆文 译审

江苏人民出版社

图书在版编目 (C I P) 数据

植物装饰 / 凤凰空间·华南编辑部编. -- 南京 :
江苏人民出版社, 2012. 8
(造园艺术设计丛书)
ISBN 978-7-214-08161-2

I. ①植… II. ①凤… III. ①园林植物—园林设计
IV. ①TU986. 4

中国版本图书馆CIP数据核字(2012)第088284号

植物装饰

凤凰空间·华南编辑部 编

责任编辑 刘 焱
特约编辑 张晓敏
责任监印 彭李君
装帧设计 杨 傲
出版发行 凤凰出版传媒集团
凤凰出版传媒股份有限公司
江苏人民出版社
天津凤凰空间文化传媒有限公司
销售电话 022-87893668
网 址 <http://www.ifengspace.cn>
集团地址 凤凰出版传媒集团(南京湖南路1号A楼 邮编: 210009)
经 销 全国新华书店
印 刷 深圳当纳利印刷有限公司
开 本 965 毫米 × 1270 毫米 1/16
印 张 16
字 数 128 千字
版 次 2012 年 8 月第 1 版
印 次 2012 年 8 月第 1 次印刷
书 号 ISBN 978-7-214-08161-2
定 价 248.00 元 (USD45.00)

(本书若有印装质量问题, 请向发行公司调换)

English & Simplified Chinese Editions Are Exclusively
Distributed in India by Patrika Book Centre

Landscape Design Series Ifengspace



ORNAMENTAL PLANTS *in the* LANDSCAPE



造园艺术设计丛书

植物 装饰

凤凰空间·华南编辑部 编
曾庆文 译审

江苏人民出版社

PREFACE

Without plants there would be no life on earth. They are not only fundamental to the ecology and biodiversity of our planet but actively ensure we can breathe the air around us. They are the engine which supports the bewildering array of life we enjoy and share this planet with, from animals to birds and insects. It isn't possible to envisage a world without plants, such is their primary importance to sustaining life as we know it.

It would seem then that in designing a new landscape or garden it would be a simple task to choose plants to please the eye and enhance the spaces we live in. However, ever since the intrepid plant hunters of the 18th and 19th Centuries started to expand their explorations across the globe returning with exciting, vibrant new species, the explosion of new plants available to the gardener and designer has never abated. The number of plants which can be sourced currently runs to tens of thousands, covering every conceivable type of shrub, tree, perennial and aquatic in most variations of local climate from desert to cool, lush swamp.

The decision for a designer then is not simply what plant where. The real challenge of a designer is to not only select which plants to grow according to soil and climatic conditions, but to intelligently select those species which somehow reflect a particular feeling, a mood or concept so as to change the way we react to their presence. It is as important to select from this bewildering list those which truly best give a garden its character and personality. Within this selection process the intimate knowledge of flowering times, foliage and stem colour all come into play in a carefully orchestrated series of moments which, if chosen intelligently have the ability to lift the garden to another level, making it not only unique but the embodiment of a dream made real.

Plants have the ability to engage us, linking us to the landscape, fundamentally instilling in us a *genus loci* or sense of place which may at times be key to appreciating the vision of the designer or those who live in that place. It is perfectly within the remit of the designer or gardener to choose plants either local to a garden's origin or by contrast to select those which positively contradict it. This is the true art of planting design, to hold true to what we expect to see or to question our relationship with the landscape by using unexpected plants in exciting combinations.

This book aims to explore the ideas of designers and plant lovers from around the world, focusing on that key ingredient, how the planting has enhanced the space and made it unique in some way. Artists and designers' drawings throughout give a sense of the painstaking hours in planning how a space will look and feel. Planting design is true artistry on many different levels and requires a deep horticultural knowledge mixed with a painter's eye as the many beautiful colour images will show.

For those new to planting design this book will provide inspiration and hopefully urge the readers to experiment with their own gardens and outdoor spaces, no matter how small. Plants are key to our way of life and engaging with all five of our senses. The beauty of designing with plants can touch us in ways few other forms of art can.

Adam S Bailey
Adam S Bailey Garden Design

前言

植物乃万物生存之根本，它们不仅是构成地球生态环境与生物多样性的基础，还为我们提供了新鲜的氧气。植物是大千世界里各种生物的能量来源，有了植物，才有我们所热爱的这个鹰飞鱼跃、虎啸虫鸣的多彩世界。正如我们所了解的那样，植物是维持生命的因素中的重中之重，没有植物的世界是不可想象的。

从表面看，在设计新的景观或庭园时，要挑选一些能赏心悦目、美化环境的植物十分简单。然而，植物品种的发现却经历了一个漫长的历史过程：早在18世纪和19世纪，那些勇敢的植物采集家就在全球范围内开始了他们的探索征程，从各地搜罗了令人眼前一亮的植物新品种，从那时起直到现在，园艺家和设计师们不断搜集到新的植物品种，使植物品种更新的浪潮从未减退过。到目前为止，搜集到的植物有成千上万之多，涵盖了各种已知的植物类型，包括灌木、乔木、多年生植物和水生植物。这些植物所生长的地理环境和气候各不相同，从炎热的沙漠地带到凉爽葱翠的沼泽地都有分布。

对设计师来说，要决定庭园中的植物设计，并不简单等同于决定在哪里种植什么植物。真正的挑战不仅是根据土壤的特性和气候条件挑选植物，还要能巧妙地挑选那些能以某种方式体现特定的感觉、氛围或概念，从而影响我们心绪的植物。同样重要的是，设计师必须从种类庞杂的植物中挑选出那些最能体现庭园的特色与灵魂的植物。在挑选的过程中，如果设计师对植物的花期、叶子和茎的颜色的认识足够深入，并把这些知识运用到植物设计中，根据这三者之间的联系，巧妙地挑选出合适的品种，再经过一系列精心的安排，就能把庭园的品质提升到一个新的高度，从而打造出独一无二的梦幻庭园。

植物吸引了我们的视线，使我们融情入景，还从根本上把“场所精神”这个概念深深地植入了我们的脑海中。“场所精神”也可以说是人们对一个地方的认同感与归属感。有时候，这种感觉对于我们领略设计师的创意魅力或理解居住者的生活体验来说非常关键。设计师或园艺家所要做的，就是挑选出能与庭园本身风格相吻合的，或是与其风格形成鲜明对比的植物。植物装饰是一门真正的艺术，它使我们梦想中的庭园成为了现实，它还可以通过那些新奇的植物之间的巧妙搭配，挑战人与景观之间的传统联系。

本书将为您一一展现来自世界各地的设计师和植物爱好者的创意，并集中阐述了不少要点，例如，如何利用植物提升空间品质以及如何使一个空间在某方面独树一帜等。全书收录了大量园艺家和设计师的图纸，使您能从中了解到他们在构思一个庭园的外观和意境时的艰辛过程。无论从哪方面来说，植物装饰都是真正的艺术，正如一幅幅如诗如画的园景所展示的那样，它需要设计师具备深厚的园艺知识背景和独到的艺术眼光。

对于植物装饰领域的入门者来说，本书将会成为您的灵感来源。无论您所拥有的庭园和户外空间有多小，读完本书后，您都会有一试身手的冲动。植物对我们的生活方式产生了重大的影响，而植物装饰之美则为我们带来了丰富的感官体验，以多数其他艺术都不具有的独特方式深深地打动我们。

亚当·S. 贝利
亚当·S. 贝利园林设计公司

Design, not words, is the language we all understand and relate to through our eyes and souls. There are no boundaries for good design. With this book new breed of landscape and garden design has emerged, now published worldwide. What a brilliant concept.

Landscaping is a creative art involving living sculpture, works of art that change with the seasons and grows as the years go by. It's not simply an outdoor activity just involving plants, trees, and shrubs. A collection of ornamental plant designs featuring many professional landscape designers, landscape architects, garden designers and horticulturists and plant enthusiasts' works can influence the global landscape.

I consider myself a compulsive shopaholic when it comes to plants, a plant enthusiast or plant junky. I have a growing interest in rare, exotic, funky, unusual, unique and uncommon plants that need low water and low maintenance. I look for plants that set my design apart. My favorite plants are those which provide the color through foliage instead of flowers, the no-fuss ones that I plant and forget about.

Before I became a landscape designer, I bought different types of plants every year, planted them, watered them, and pruned them. In a few months or a year I got tired of the plants of my choice and took them out. I tried so many different plants but found nothing that I wanted to keep for longer than a couple of years until I discovered and tried succulents. I love them because they can take the long drought period of California's climate and only need maintenance a couple times a year. Yet they look great year round and are a perfect match for today's busy life style.

Until I designed my own garden, I did not know why some people spend so much money and effort in their gardens. I soon realized how much enjoyment it brings, a place to relax and spend time with family and friends, a place to unwind from a busy day.

With the pressures of today's world, people have little free time, so if the landscaping and gardening is too complicated it can become another irritant, both costly and a headache to maintain. Therefore, when I design home landscaping I try to develop a garden that requires minimal upkeep, minimal input of natural resources, and minimal waste and environmental impact. A good and practical garden should be beautiful, functional and easy to maintain.

Landscape design is the creative arrangement of space to achieve harmony, utility, and beauty between man and nature. It is the practice of creating a plan to make the best use of available outdoor space in the most attractive way.

We all love beautiful things. This is a book of inspiration – the illustration of many garden artists whose medium is plants. These picture-perfect examples of planting design, arranged by theme, include descriptions and plant names.

设计不是言语，而是一种语言，一种我们都能理解，并能用眼睛去看、用心去交流的语言。所谓“精彩设计无界限”，通过这本别具创意的书，您将接触到最新的景观与园林设计案例。

景观不仅仅是关于如何在户外种植乔木和灌木等植物，还有一种充满创意的艺术，是有生命的小品，是能随着四季更替而展现出不同面貌的艺术，能随着时间的流逝不断成长。本书收集了不少植物装饰的精彩案例，这些案例均出自专业景观设计师、景观建筑师、庭园设计师、园艺爱好者与植物爱好者之手，对全球景观设计有一定影响。

我本人对植物十分痴迷，常四处搜罗新品种，购“物”成瘾，简直是中植物的“毒”，并且对那些需水量极少、低养护的珍稀外来植物品种越来越感兴趣。我搜集那些能配合自己设计风格的植物。我最喜爱彩叶植物，而不是观花植物，它们栽种后不需要过多养护，以致经常被遗忘。

在我成为一名景观设计师之前，我每年都会购买不同品种的植物，栽种、浇水、修剪。短则几个月，多则一年，我就厌弃了它们。在我发现并尝试种植多肉植物之前，我种过各种各样的植物，但没有一种能使我长时间地保持兴趣。多肉植物是我的至爱，因为它们能在加利福尼亚州漫长的旱季里生存，而且一年只需养护几次，就能呈现出勃勃生机，非常适合当今快节奏的生活。

直到我设计自己的庭园时，我才知道为什么会有人愿意花那么多金钱和精力在他们的庭园上。很快我就发现，设计庭园就是为自己打造一个既可与亲朋好友消闲，又能把自己从繁忙生活中解放出来的小天地，实在是乐趣无穷。

当今社会压力大，人们的空闲时间也很少，如果景观和园林设计太复杂的话，维护的工作就必然增多，费钱又费力，反倒会对人们造成困扰。因此，一个好庭园就应该是美观实用、便于维护的庭园。考虑到这一点，当我设计住宅景观的时候，我就努力打造那种低维护、低能耗、低排放、影响少的环保经济庭园。

景观设计就是对空间进行创意性的布局，以达到人与自然之间的和谐状态，使景观同时具备观赏性与实用性。另外，景观设计也是关于如何以最巧妙的方式充分利用户外空间的规划实践。

爱美之心，人皆有之。本书将向您展示园林艺术家们是如何通过植物把一个个庭园装扮得漂漂亮亮的。本书通过大量精美彩图展示植物装饰设计，附有详细的说明和植物名，它将成为您灵感的来源。

CONTENTS

目录

BEACH CONTEMPORARY GARDEN	10	海滨现代风
SUCCULENT GARDEN	16	多肉植物园
MINIMALISTIC MODERN GARDEN	28	现代极简庭园
BOHEMIAN MODERN GARDEN	36	波西米亚现代庭园
MODULAR BOOTH	44	模块化的展位
GREEN WALL AND SUSTAINABLE OUTDOOR PRODUCTS	50	植物墙和可持续室外产品
SCATTERING LAWNS	54	散置草坪
PLANT FURNITURE	58	植物家具
"ACROPOLIS" PATIO	62	"雅典卫城" 庭园
COLORFUL GLAZED POTTERY	66	七彩釉陶
GRAND PROPERTY GARDEN	72	大宅豪园
MOSAIC GARDEN	78	缤纷马赛克
TAPESTRY GARDEN	82	繁花似锦
WHITE MINIMALIST GARDEN	88	白色极简风
PENTHOUSE GARDEN	92	空中幻彩园
FUSION-STYLE GARDEN	98	混合风格的庭园
STROLLING GARDEN	104	模纹园
COLORFUL PATTERNED GARDEN	108	五彩丽纹园
TOPIARY PLANTS	114	修剪成形的植物
PEACEFUL GARDEN	118	静心园
STEEP SLOPE GARDEN	122	陡坡上的庭园
FLOWER COLOR SHOW	126	姹紫嫣红
POTAGER GARDEN	130	美味庭园
A GARDEN FOR TRANQUILITY	134	宁心静土
ROOF GARDEN & VEGETABLE GARDEN	138	屋顶花园和蔬菜园
SCULPTURE GARDEN WITH ARCHITECTURAL PLANTS	144	造型优美的植物，雕塑质感的庭园

SUCCULENT GARDEN PLANTER	150	多肉植物种植池
CLASSICAL GARDEN	154	古典庭园
ENGLISH FRONT GARDENS	158	英式前园
A LUSH OASIS	164	郁郁葱葱的绿洲
ROOF GARDEN	174	屋顶花园
GREEN CUBE	178	绿色立方体
COR-TEN STEEL PLANTERS	182	耐候钢种植池
CONTAINERS ON THE WALL	188	壁上花盆
CONTRASTING WORLD	194	交相辉映的世界
CONTEMPORARY COURTYARD	198	现代庭园
FRENCH COUNTRY GARDEN	204	法式乡村风格庭园
COUNTRY-STYLE GARDEN	208	恋恋田园风
LOW-MAINTENANCE GARDEN	212	低养护庭园

EIGHTEENTH CENTURY STYLE GARDEN	220	18 世纪风格的庭园
ART DECO STYLE SKY GARDEN	224	装饰艺术风格空中庭园
CLIFF AND COAST	228	海岸石崖
RECYCLED GARDEN	234	环保经济园
TUDOR GARDEN	240	都铎式庭院
DRY FOUNTAIN	244	枯泉
HANGING CONE	244	悬垂的植物锥
TOPIARY TERRIER	245	修剪成小狗形状的植物
MOVING HEDGE	245	移动的树篱
SPIRAL PALM GROVE	247	螺旋铺装棕榈林
TERRACED PLANTER	248	阶梯式花槽
SIMPLE AND CRISP ROOF GARDEN	249	简洁明快的前庭花园

ORNAMENTAL
PLANTS
in the
LANDSCAPE





植物 装饰



BEACH CONTEMPORARY GARDEN

海滨现代风

Design Company	设计公司	Living Gardens Landscape Design	
Designer	设计师	Sacha McCrae	
Photographer	摄影师	Lisa Delane, Tigerlily Skye PR	
Location	地址	San Clemente, California, USA	美国加利福尼亚州圣克莱门特
Soil	土壤	mix of sandy and clay	沙质土壤和黏土混合
Material	材料	IPE wood deck, Lompoc random stone, 4x4 cobblestone, gravel	重蚁木栈台、隆波克雨花石、卵石、砾石



As the garden slopes to the street, the first step was to construct a low retaining wall to create a level surface for both the deck and gravel seating areas. The wall, veneered with cobble cubes also extends around to contain the gravel.

The designer then built a raised IPE wood deck, positioned to maximize the ocean view and to create a lounge seating area for adults. IPE wood has a beautiful naturally dark color, is resistant to termite damage and decay, is strong and durable, and maintenance is minimal.

The wood, gravel and cobble tones are neutral to allow the plant material to take centre stage in this garden. The contemporary feel of the wood creates a contrast against the gravel and cobbles.

The gravel area was designed for the children to gather around the firepit and roast marshmallows on cool evenings. The gravel allows for easy clean up and allows rainwater to percolate down and remain on site.

The natural concrete pathway is centered on the front door dividing the two seating areas. The concrete pads are broken up by 0.1 m wide grass and elfin thyme, allowing for drainage between pads.

Next, the designer designed a trellis that would provide privacy and a windbreak, but feel green and lush. The designer designed the trellis to mirror the existing arbor on the front of the house in shape but the designer used metal rather than wood. As the *Pandorea jasminoides* 'Lady Di' vines grow, the family will have privacy from the street as well as glossy green leaves and a profusion of white blooms – a true green 'wall'.





The plants were selected to suit the coastal southern California climate. The designer chose a subtle color palette of whites, greens, pinks and purples. The *Dipladenia splendens* 'My Fair Lady' in containers against the house are suited to the strong afternoon sun, and flower profusely with white trumpet flowers throughout the year.

The deciduous *Clematis* 'Ramona' vine growing on the house arbor will provide extra protection from the sun in the summer but will allow the sun to warm the house throughout the winter whilst adding an abundance of large lavender blooms from Spring through Autumn.

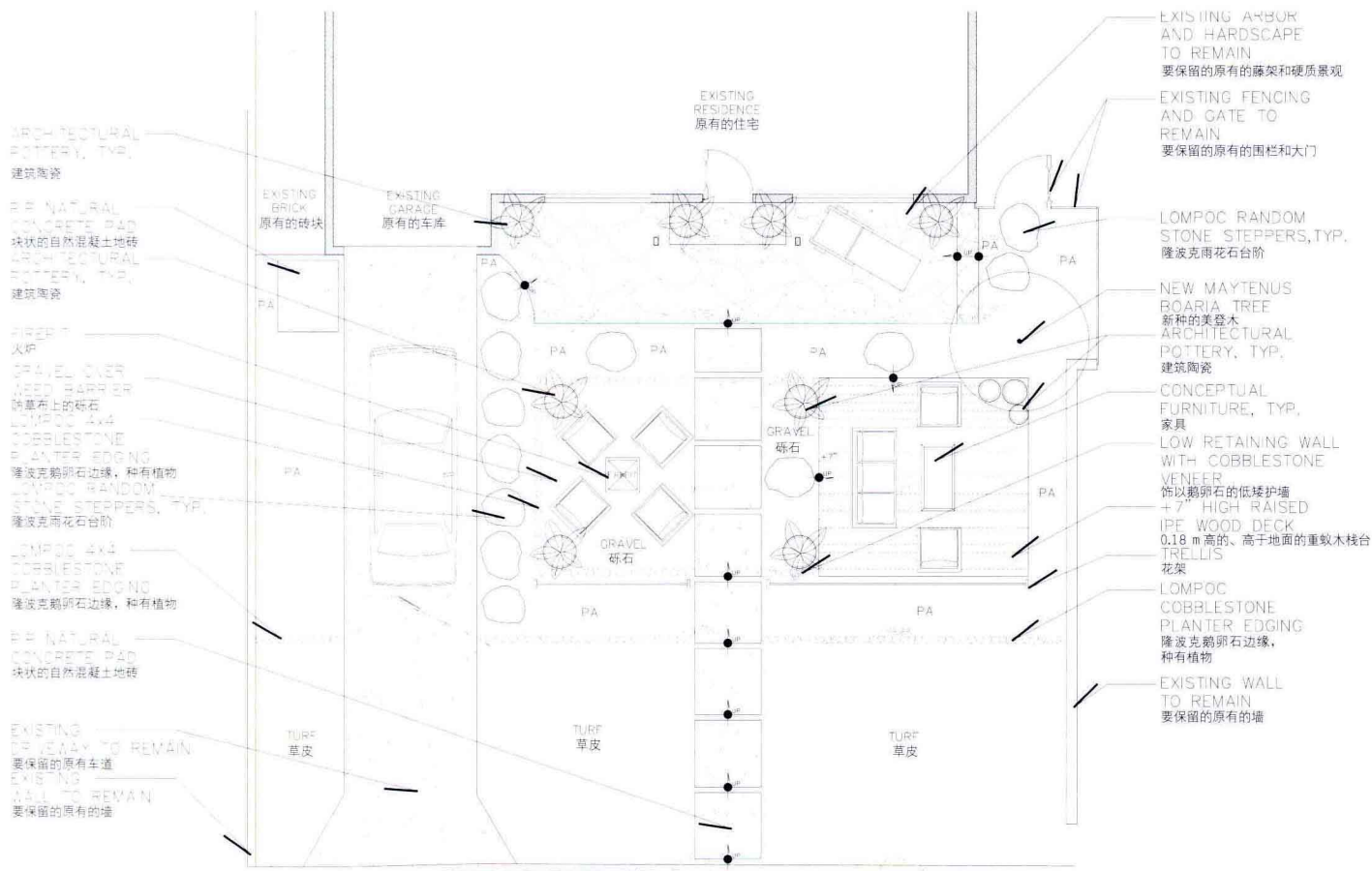
The delicately weeping branches of the maytens tree also shield the house from the afternoon sun while the *Aeonium urbicum* provides a stunning visual effect with its ground hugging rosettes. These and the remainder of the plants all enjoy being bathed in sun and can survive periods of drought.

The outcome is a timeless, elegant garden. With natural sustainable materials and water-wise plants the designers created an outdoor space that is full of charm and function.

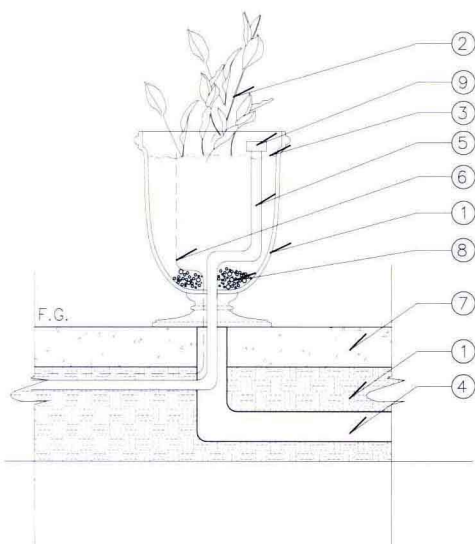
The rectilinear design of the hardscape is broken up by the gentle graceful arching branches of the weeping Maytens tree, and the delicate flowers of the Salvias, Gauras and Heucheras, interspersed with the rounded shape of the boxwood globes and *Pittosporum crassifolium* 'Nana'.



WELCOME TO THE
BEACH HOUSE

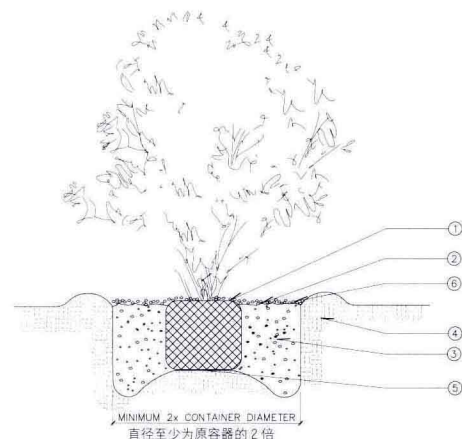


Hardscape Plan 硬质景观平面图



LEGEND:

- ① CONTAINER
容器
- ② PLANT MATERIAL. SEE PLANTING PLAN
植物素材
- ③ SOIL LEVEL
土壤层
- ④ 3" DRAIN LINE ON CENTER OF
CONTAINER
位于容器中心直径为 0.08 m 的排水管道
- ⑤ 3/4" IRRIGATION LINE (THROUGH DRAIN
LINE)
通过排水管道的直径为 0.019 m 的灌溉管道
- ⑥ 1/2" ELECTRICAL GRADE CONDUIT FOR
LOW VOLTAGE LIGHTING (THROUGH DRAIN
LINE)
通过排水管道的直径 0.13 m 电动分级导管, 专为低压照明而设
- ⑦ HARDSCAPE. SEE CONSTRUCTION
FINISHES
硬质景观, 见硬质景观平面图
- ⑧ PEA GRAVEL
细砾
- ⑨ IRRIGATION HEAD
灌溉水头



LEGEND:

- ① PLACE SHRUB WITH CROWN 1" ABOVE
FINISH GRADE.
种植高于坡度 0.03 m 的冠状灌木
- ② 3" DEEP WATER BASIN, SAME
DIAMETER AS ROOT BALL.
0.08 m 深的水池, 直径与根团相当
- ③ AMENDED BACKFILL MIX.
改良的回填混合土
- ④ EXISTING BARE SOIL.
原有的裸露泥土
- ⑤ SET ROOTBALL ON FIRM UNDISTURBED
SOIL.
把根团埋在保持原状的坚实泥土里
- ⑥ THIN LAYER OF ORGANIC MATTER AS
MULCH SPREAD OVER SOIL
以一层薄薄的有机物作为覆盖层铺展在泥土上

Pottery Section 陶盆剖面图

Shrub Planting Section 灌木剖面图



由于本案庭园向街道倾斜，因此设计师首先建造了一道低矮的护墙，形成一个平台，以设置栈板和铺砌着砾石的座位区，而围绕着砾石区而建的护墙表面则饰以鹅卵石块。

其次，设计师打造出一个高于地面的重蚁木栈台，让居住者能最大限度地观赏到海景，同时也作为供成年人休息的休闲座椅区。选用重蚁木这种材质是因为它具有自然的深色调，十分美观，既能防止白蚁侵蚀，又不易腐烂，木质坚固耐用，只需极少的维护。

在色彩纯净的木材、砾石和卵石的映衬下，植物素材便成了庭园的主角，而富有现代感的木材则与砾石、卵石形成了鲜明对比。

砾石区经过精心设计，以便孩子们在凉爽的夜晚围炉而坐，分享烤棉花糖的乐趣。砾石易于清洁，能让雨水过滤后留在土壤里。

一条自然的混凝土小径位于前门中心，座椅区在此处一分为二。混凝土地砖之间被 0.1 m 宽的草丛和蔓草百里香分隔开来，以便水从这些间隔中排出。

再次，设计师设计了一道花架，既保护了隐私，又可挡风，还能让人感觉到浓浓绿意。花架在形状上呼应了屋子前门原有的藤架，不过这次设计师使用的不是木材，而是金属。当‘帝美人’粉花凌霄（*Pandorea jasminoides* ‘Lady Di’）的藤长出来时，形成了一道名副其实的“绿墙”，可阻挡街上行人的目光，保护业主一家的隐私，还带来了绿油油的叶子和许多白色的花。

庭园中的植物均经过精心挑选，以适应南加州海岸的气候。设计师选择了白、绿、粉红和紫这几种颜色进行巧妙的搭配。正对着房子的花盆里种着‘窈窕淑女’艳花飘香藤（*Dipladenia splendens* ‘My Fair Lady’），这种植物能适应下午强烈的日晒，全年均能开出大量喇叭状的白花。

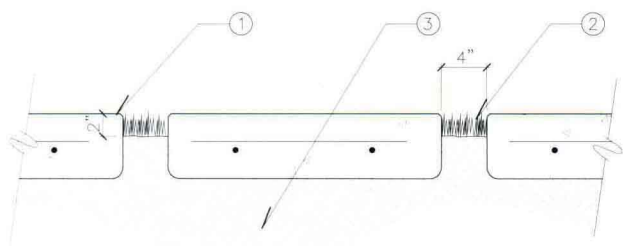


落叶植物‘雷蒙娜’铁线莲（*Clematis* ‘Ramona’）的藤爬在屋子的藤架上，炎炎夏日，这里可成为遮挡阳光的一道额外的屏障；凛凛寒冬，藤架又可为阳光照进屋里，为居住其中的人带来暖意；春去秋来，这里繁花点点，一片淡紫。

美登木优雅地垂下枝条，为屋子阻挡下午的日晒，而丛丛大叶莲花掌（*Aeonium urbicum*）则贴地而生，看上去十分壮观。以上提到的和未提到的植物都是喜阳植物，在一定时间内能耐干旱。

设计师利用自然环保材料和节水型植物，创造出一个充满魅力而不失功能实效的户外空间，最后，一个具有优雅、永恒之美的庭园就此诞生。


美登木那优雅柔美的曲枝和波纹鼠尾草、山桃草以及矾根属植物那娇嫩的花朵共同打破了硬景观直线型设计带来的刚硬感，而点缀其间的圆形的黄杨树球和‘娜娜’厚叶海桐（*Pittosporum crassifolium* ‘Nana’）也是对直线型设计的一种补充。



LEGEND:

- ① REINFORCED POURED IN PLACE NATURAL CONCRETE STEPPERS.
天然现浇钢筋混凝土台阶
- ② 4" WIDE TURF OR GROUNDCOVER SEAM.
0.1 m 宽的草皮或地缝中的地被植物
- ③ COMPACTED SUBGRADE.
压实路基

Concrete Pad Section 混凝土地砖剖面图



LEGEND:

- ① 2X6 WOOD POST, PRIMED AND PAINTED TO MATCH EXISTING HOUSE ARBOR
打上底漆的木杆，以配合屋子原有的藤架
- ② 1" METAL TUBING, 8" SPACING O.C.
直径为 0.03 m 的金属管，管间距离为 0.2 m
- ③ PANDOREA ALBA VINE TRAINED TO GROW ON TRELLIS
经引导后爬上花架的白花凌霄藤

Trellis and Vine Elevation 藤架立面图



Botanical Name 学名 Common Name 中文名

Trees

Maytenus Boaria

Maytens tree

智利美登木

Shrubs

Aeonium urbicum

Salad Bowl

大叶莲花掌

Acorus gramineus var. *variegatus*

White Variegated Japanese Sweet Flag

斑叶石菖蒲

Asparagus densiflorus 'Myers'

Foxtail Fern

狐尾天门冬

Buxus microphylla 'Falukner'

Faulkner Boxwood

'福克纳' 小叶黄杨

Dipladenia splendens

'My Fair Lady' Mandevilla

艳花飘香藤

Gaura lindheimeri

White Gaura

山桃草

Heuchera Opal

Coral Bells

钟珊瑚属植物

Iris 'Grandma's Purple'

Purple Tall Bearded Iris

紫花长鸢尾

Ophiopogon japonicus

Mondo Grass

沿阶草

Ophiopogon japonicus 'Nanus'

Dwarf Mondo Grass

短叶沿阶草

Pittosporum tenuifolium 'Marjorie Channon'

Variegated Kohuhu

银边细叶海桐

Pittosporum crassifolium 'Nana'

Dwarf Karo

矮生厚叶海桐

Salvia 'Waverly'

Waverly Sage

'威弗利' 鼠尾草

Ground Covers

Thymus serpyllum 'Elfin'

Elfin Thyme

'小精灵' 铺地百里香

Vines

Clematis 'Ramona'

Ramona Clematis

'雷蒙娜' 铁线莲

Pandorea jasminoides 'Lady Di'

White Bower Vine

'帝美人' 粉花凌霄

地被植物

攀援植物

