

電子琴演奏法

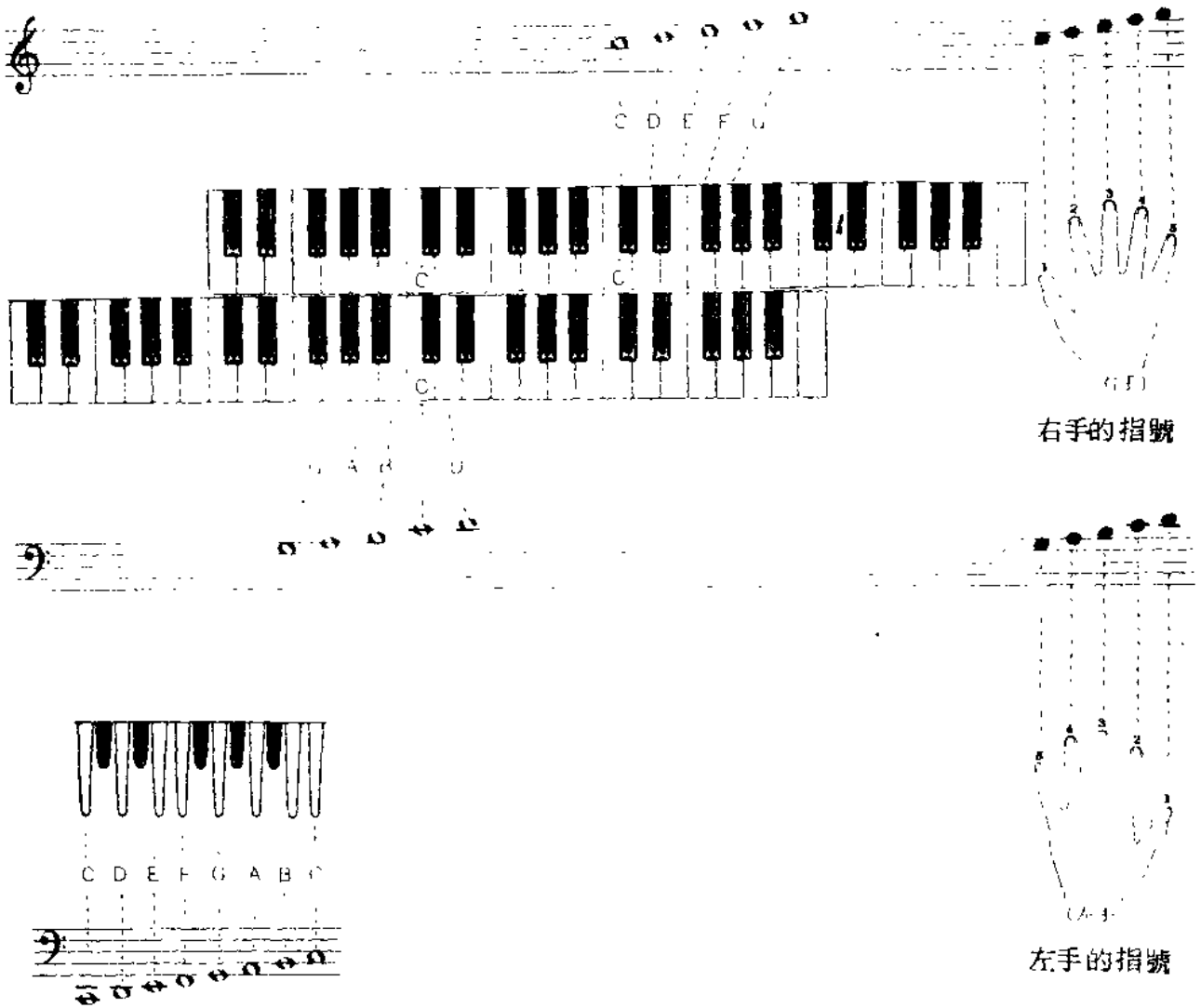
ESSECTIONS METHOD I

內容

鍵盤與樂譜	2
單手的練習	3
雙手的練習	13
雙手的練習	15
踏鍵的練習	22
手指伸展與手指收縮的練習	26
左手的和音練習	29
1 C與G的和音	29
2 F的和音	35
3 G7的和音	39
4 律動的伴奏	46
音階的練習	52
音響效果的鑑定	62

(卷末附電子琴流行名曲 12 首及電子琴常用節奏形式 50 則)


鍵盤與樂譜



彈奏電子琴的姿勢



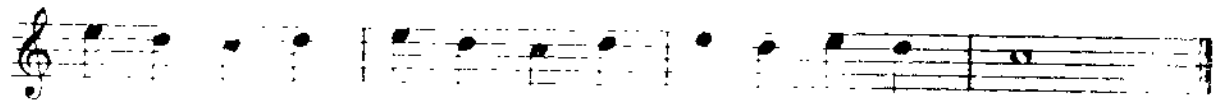



- 將琴椅放置在電子琴的中央，不要離得太遠，或是靠得太近，應保持適當的距離坐下，左足膝務須放鬆對準踏鍵盤，好似鐘擺一般，自由地移動着。同時還須依憑自己的靈感和聽覺指使足尖彈奏在正確的音鍵上。起初一定會感到難以應付，但是，不斷的練習，就會熟能生巧，不自然的現象將消散於無形。
- 右手按放在上鍵盤彈奏高音譜表的旋律，左手按放在下鍵盤彈奏低音譜表的和音。右足跟應經常輕放在控制音量的表情踏板上，以備隨時應用。

單手的練習





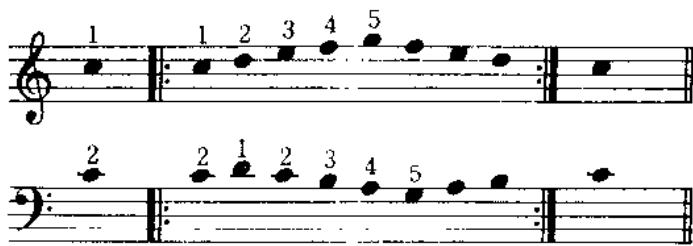
手形

- 輕輕將手指擡起，同時手指展開。
- 依照後頁第一圖「移指」，第一指使用姆指的硬骨，其他各指使用指尖肉移動在鍵盤上彈奏。





正格的指形











39 





40 





41 

42 

43 

44 

45 

46 

小 蜜 蜂

中板

47

Musical score for 'Little Honey Bee' (小蜜蜂), measures 47-50. The score consists of four staves of music in treble clef, 4/4 time. The melody is simple and rhythmic, with a steady quarter-note pattern. The first staff starts with a treble clef and a 4/4 time signature. The music ends with a double bar line at the end of the fourth staff.

小 犬

48

Musical score for 'Little Dog' (小犬), measures 48-49. The score consists of four staves of music. The first two staves are in treble clef, and the last two are in bass clef, all in 4/4 time. The melody is simple and rhythmic, with a steady quarter-note pattern. The first staff starts with a treble clef and a 4/4 time signature. The music ends with a double bar line at the end of the fourth staff.

雙手的練習 (一)

1

Exercise 1, measures 1-4. The right hand plays a sequence of eighth notes: G4, A4, B4, C5, B4, A4, G4. The left hand plays a sequence of eighth notes: C3, D3, E3, F3, G3, F3, E3, D3, C3.

2

Exercise 2, measures 1-4. The right hand plays a sequence of eighth notes: C4, D4, E4, F4, G4, F4, E4, D4, C4. The left hand plays a sequence of eighth notes: G2, A2, B2, C3, B2, A2, G2.

3

Exercise 3, measures 1-4. The right hand starts with a five-finger pattern (5, 4, 3, 2, 1) on G4, then plays eighth notes: A4, B4, C5, B4, A4, G4. The left hand plays eighth notes: C3, D3, E3, F3, G3, F3, E3, D3, C3. Fingerings 5 and 2 are indicated below the notes.

4

Exercise 4, measures 1-4. The right hand plays eighth notes: G4, A4, B4, C5, B4, A4, G4. The left hand plays eighth notes: C3, D3, E3, F3, G3, F3, E3, D3, C3.

Exercise 5, measures 1-4. The right hand plays eighth notes: G4, A4, B4, C5, B4, A4, G4. The left hand plays eighth notes: C3, D3, E3, F3, G3, F3, E3, D3, C3.

5

Musical notation for system 5, measures 1-4. The system consists of two staves: a treble clef staff and a bass clef staff. The treble staff contains a melodic line with eighth and sixteenth notes. The bass staff contains a supporting line with eighth and sixteenth notes.

6

Musical notation for system 6, measures 1-4. The system consists of two staves: a treble clef staff and a bass clef staff. The treble staff contains a melodic line with eighth and sixteenth notes. The bass staff contains a supporting line with eighth and sixteenth notes.

月 亮 光

7

Musical notation for system 7, measures 1-4. The system consists of two staves: a treble clef staff and a bass clef staff. The treble staff contains a melodic line with eighth and sixteenth notes. The bass staff contains a supporting line with eighth and sixteenth notes.

Musical notation for system 8, measures 1-4. The system consists of two staves: a treble clef staff and a bass clef staff. The treble staff contains a melodic line with eighth and sixteenth notes. The bass staff contains a supporting line with eighth and sixteenth notes.

雙手的練習(二)

1

5

6 2

進行曲

2

3

乘具

4

5

木馬兵士

小行板

6

The first system of music, marked with a '6' on the left, consists of two staves. The upper staff is in treble clef and contains a continuous eighth-note melody. The lower staff is in bass clef and provides a harmonic accompaniment with quarter and eighth notes.

The second system of music continues the piece with the same two-staff format. The melody in the upper staff and the accompaniment in the lower staff proceed through the next eight measures.

7

The third system of music, marked with a '7' on the left, continues the composition. The upper staff features a melodic line with some rests, while the lower staff maintains the accompaniment.

The fourth and final system of music on this page, continuing the two-staff format. The piece concludes with a final cadence in both the upper and lower staves.



小 蜜 蜂

中板

