


Vanessa Jakeman
Clare McDowell

(英) 编著
(英)



CAMBRIDGE

剑桥雅思考试题型透析3

New Insight into IELTS

外研社·剑桥
雅思考试培训教程

学生用书 (最新版)

Student's Book with answers



外语教学与研究出版社
FOREIGN LANGUAGE TEACHING AND RESEARCH PRESS

剑桥大学出版社
CAMBRIDGE UNIVERSITY PRESS



学习套装

学生用书 + CD 2张
强化练习册 + CD 2张

Vanessa Jakeman (英) 编著
Clare McDowell (英)

剑桥雅思考试题型透析3

New Insight into IELTS

外研社·剑桥

学生用书 (最新版)

Student's Book with answers

外语教学与研究出版社
FOREIGN LANGUAGE TEACHING AND RESEARCH PRESS

北京 BEIJING

剑桥大学出版社
CAMBRIDGE UNIVERSITY PRESS

前言

● 教程适用对象

《剑桥雅思考试题型透析3 学生用书（最新版）》是专为雅思备考人士设计的英语学习教程。本书由剑桥大学考试委员会资深雅思专家 Vanessa Jakeman 和 Clare McDowell 编写，编者丰富的雅思培训经验使得本书更具针对性和权威性。

《剑桥雅思考试题型透析3 学生用书（最新版）》既可作为雅思培训班课堂选用教材，也可作为雅思自学教程。如果您为了留学、移民或工作的需要准备参加雅思考试，本书将会是您的理想选择。

全书分为听力、阅读、写作、口语四大版块，总体难度相当于雅思6分水平。每一版块起始章节难度较低，为您提供必要的热身训练，详尽的复习导语与题型介绍能够协助您尽快熟悉雅思考试真题的题型。随后的章节则难度较高，用以全面提升英语水平，使您在众多竞争者中脱颖而出。本书材料选取全面，同时兼顾学术类（Academic Modules）和培训类（General Training）两方面备考内容。每一章节中丰富多样的雅思题型实例、有效的学习指导以及有针对性的练习题可全方位提高您的英语语言能力。

本教程提供的大量课堂练习题能够很好地满足40至50学时雅思培训课程的需要。同时，本书配有练习册一本，各个章节课程在练习册中均有相应习题。此外，练习册还附有一份完整的高仿真雅思模拟试卷，为您在考试前提供更多的实战演练机会。本教程与练习册相辅相成，配合使用可及时巩固课程所授内容，保证您高效备战雅思。

● 教程内容安排

《剑桥雅思考试题型透析3 学生用书（最新版）》依照雅思考试内容安排分为四大版块：听力、阅读、写作、口语。每一版块由数个章节构成，教学量适中，易于掌握，并于开篇写有雅思相关题型介绍，清晰列出考试中可能涉及的所有题型及考查重点和出题方向。本书在提高您应试技巧的同时可全面提升您的英语语言能力，协助您更好地适应在英语语境下生活、学习和工作。

本教程每个章节均包括课堂练习、分组练习以及个人独立练习。教师既可用评分的方式考查学生，也可根据教学需要自行选取材料和练习，调整课程安排。

《剑桥雅思考试题型透析3 学生用书（最新版）》的配套CD包含本书所有听力内容。教程附录包含全部的听力文本。文本中与听力答案相关的内容均用下划线标出，方便您在听力练习中有针对性地获取信息。

本书每一版块的练习题均附有详尽的参考答案，可及时为您提供反馈以保证更好的学习效果。其中，写作部分的参考样文按雅思9分水平设计，方便您学习和借鉴。需要指出的是，本书提供的写作样文并非唯一的标准答案，仅供您参考和查阅。

本教程配套的练习册可作为拓展练习，既可用于课堂训练也可作为课后补充练习。自学者则可通过大量的练习及时、有效地巩固各个章节涉及的教学内容。

本教程由剑桥大学考试委员会资深雅思专家编写。编者将丰富的雅思教学经验融入到教程内容设计之中，并针对以往学生在雅思考试中的常见错误设计了材料和练习，使得本书成为您备考雅思不可或缺的参考用书。

京权图字: 01 - 2004 - 0249

This is a reprint edition of the following title published by Cambridge University Press:

New Insight into IELTS Student's Book Pack (ISBN: 9780521680950)

© Cambridge University Press 2008

This reprint edition for the People's Republic of China (excluding Hong Kong SAR, Macao SAR and Taiwan) is published by arrangement with the Press Syndicate of the University of Cambridge, Cambridge, United Kingdom.

© Cambridge University Press and Foreign Language Teaching and Research Press 2009

This reprint edition is authorized for sale in the People's Republic of China (excluding Hong Kong SAR, Macao SAR and Taiwan) only. Unauthorized export of this reprint edition is a violation of the Copyright Act. No part of this publication may be reproduced or distributed by any means, or stored in a database or retrieval system, without the prior written permission of Cambridge University Press and Foreign Language Teaching and Research Press.

Not for sale separately.

本书版权由剑桥大学出版社和外语教学与研究出版社共同所有。本书任何部分之文字及图片,如未获得两社书面同意,不得用任何方式抄袭、节录或翻印。

此版本仅限在中华人民共和国境内(不包括香港、澳门特别行政区及台湾省)销售。

不得单独销售。

图书在版编目(CIP)数据

剑桥雅思考试题型透析 3 学生用书: 最新版 = New Insight into IELTS Student's Book with answers / (英) 杰克曼 (Jakeman, V.), (英) 麦克道尔 (McDowell, C.) 编著. — 北京: 外语教学与研究出版社, 2009. 10

ISBN 978 - 7 - 5600 - 9052 - 8

I. 剑… II. ①杰… ②麦… III. 英语—高等教育—习题 IV. H31

中国版本图书馆 CIP 数据核字 (2009) 第 182781 号

你有你“优”——点击你的外语学习方案
www.2u4u.com.cn
阅读、视听、测试、交流
购书享积分, 积分换好书



出 版 人: 于春迟

责任编辑: 赵 婧

封面设计: 崔丹丹

出版发行: 外语教学与研究出版社

社 址: 北京市西三环北路 19 号 (100089)

网 址: <http://www.fltrp.com>

印 刷: 北京盛通印刷股份有限公司

开 本: 889×1194 1/16

印 张: 12.25

版 次: 2009 年 10 月第 1 版 2009 年 10 月第 1 次印刷

书 号: ISBN 978 - 7 - 5600 - 9052 - 8

定 价: 75.00 元 (含《学生用书》、《强化练习册》及 CD 光盘 4 张)

* * *

如有印刷、装订质量问题出版社负责调换

制售盗版必究 举报查实奖励

版权保护办公室举报电话: (010)88817519

物料号: 190520001

Contents

Listening

The Listening module		7
	Skills and strategies	IELTS Listening test practice
1 Orientating yourself to the text	Predicting the situation	Form-filling Note completion 8
2 Listening for specific information	Predicting what type of words you need	Table completion Sentence completion Listening Section 1 11
3 Identifying detail	Understanding form, position, colour	Labelling a diagram Multiple choice 14
4 Following a description: diagrams, maps and plans	Following directions on a map	Labelling a map or plan Summary completion Listening Section 2 18
5 Identifying main ideas	Thinking around the topic	Short-answer questions Multiple choice Matching 21
6 Seeing beyond the surface meaning	Understanding stress and intonation	Classification Listening Section 3 25
7 Following signpost words	Learning to direct your listening	Completing a flowchart 28
8 Following a talk	Using your own knowledge of the topic	Note completion Listening Section 4 Mixed question types 31
Summary of IELTS Listening strategies		35

Reading

The Reading module		36
Reading: The Academic module	Skills and strategies	IELTS Reading test practice
1 Orientating yourself to the text	Using titles and subheadings Using paragraphs and main ideas Dealing with unfamiliar words Vocabulary builder	Finding information in paragraphs Choosing headings for paragraphs 37
2 Scanning for a specific detail and skimming for general understanding	Scanning Skimming Vocabulary builder Following referencing	Short-answer questions Completing a flowchart / diagram / table 43
3 Identifying main and supporting ideas	Understanding paragraph structure Extracting key information	Multiple choice <i>TRUE / FALSE / NOT GIVEN</i> Note completion 48
4 Improving global reading skills	Paraphrasing the main ideas Getting gapfill answers right	Global reading question Choosing headings for paragraphs Sentence completion Global reading question 54

5	Summarising	Understanding summaries Vocabulary builder	Summary completion Locating information in paragraphs Summary completion with a box	60
6	Understanding argument	Recognising text types Recognising arguments in texts Dealing with a range of views	Choosing from a list Classification Matching	65
7	Identifying the writer's views and claims	Interacting with the passage Analysing the passage	Matching sentence endings <i>YES / NO / NOT GIVEN</i>	70
Reading: The General Training module		Skills and strategies	IELTS Reading test practice	
8	General Training Reading Section 1	Using titles and subheadings	Short-answer questions Multiple choice <i>TRUE / FALSE / NOT GIVEN</i> Sentence completion	74
9	General Training Reading Section 2	Dealing with unfamiliar words	Matching Choosing headings for paragraphs Choosing from a list Summary completion	78
10	General Training Reading Section 3	Vocabulary builder	Mixed task types <i>YES / NO / NOT GIVEN</i>	84
Summary of IELTS Reading strategies				90

Writing

The Writing module	91
IELTS Writing assessment criteria	92

Writing Task 1: The Academic module		IELTS Writing test practice	
1	Interpreting charts, tables, graphs and diagrams	Interpreting visual information Bar charts Pie charts Tables Line graphs Diagrams	94
2	Describing trends	Writing an overview Using appropriate vocabulary	99
3	Summarising information	Selecting main points	103
4	Comparing and grouping information	Comparing information	107

Writing Task 1: The General Training module**IELTS Writing test practice**

5	Planning a letter	Studying the task Opening and closing a letter The purpose of the letter Beginning your letter Organising your points logically and clearly Explaining the situation Concluding your letter		111
6	Communicating your message	Using the right tone Choosing the right language and expressions Using appropriate vocabulary – brainstorming	GT Writing Task 1	115

Writing Task 2: The Academic and General Training module**IELTS Writing test practice**

7	Approaching the task	Analysing the task Generating ideas Main and supporting ideas Writing a coherent paragraph		119
8	Planning your essay	Writing your opening paragraph Organising ideas Balancing views Writing a conclusion		123
9	Turning your ideas into written arguments	Presenting ideas Making concessions Refuting an argument Defining and explaining	Writing Task 2	127
10	Linking your ideas	Making the main argument clear Using linking words and expressions Building complex sentences	Writing Task 2	131
	Summary of IELTS Writing strategies			135

Speaking**The Speaking module****137****IELTS Speaking test assessment criteria****138**

	Skills and strategies	IELTS Speaking test practice	
1	Responding to personal questions	Answering questions on familiar topics Expanding your answers	Speaking Part 1 139
2	Becoming more fluent	Linking your ideas Using vocabulary to link and expand your ideas	Speaking Part 1 142
3	Preparing your talk	Understanding the topic Brainstorming ideas for Part 2 Checking your notes	Speaking Part 2 146
4	Giving your talk	Using your notes Using rhythm and timing to help your talk flow	Speaking Part 2 149

5	Understanding abstract and analytical questions	Understanding Part 3 questions Making your ideas clear Exploring the theme Answering the question	Speaking Part 3	152
6	Giving a reasoned response	Using the right language Giving two sides of an argument Speculating Extending a conversation	Speaking Part 3	156
	Summary of IELTS Speaking strategies			160
	Recording scripts			161
	Answer key			174
	The IELTS test format			189
	Sample answer sheets			190
	Acknowledgements			192
	CD track list			193

The Listening module

When you go to university or move to an English-speaking country, you will have to interact with many different people in a number of situations. The IELTS Listening test is designed to reflect some of these real-world listening situations. The level of difficulty increases through the paper and there is a range of topics and tasks which test your comprehension skills, such as listening for specific information, listening for detail, understanding gist and understanding speaker opinion. As you work your way through the Listening units of this book, you will be introduced to a wide range of IELTS question types and additional exercises to help improve your overall listening strategies.

Listening for IELTS

Listening test format

- Section 1** A conversation between two speakers in a social or semi-official context
- Section 2** A talk by a single speaker based on a non-academic situation
- Section 3** A conversation with up to four speakers based on academic topics or course-related situations
- Section 4** A university-style lecture or talk

The Listening test is the first part of the IELTS examination and takes place at the beginning of the day. It consists of four recorded sections, each covering a different type of language and context. There are ten questions in each section and each question carries one mark.

As you hear each recording *once only* it is very important to understand exactly what you are being asked to do in each question. You are given time to read the questions in each part, before you listen. The question types vary; for example, some questions involve completing a form, chart or diagram, others may require you to complete some notes or match some things in a list to what you hear about them. In addition there may be note-taking exercises and multiple choice questions.

You write all your answers on the question paper as you listen. The Listening part of the test takes about 30 minutes. After the recording has finished, you have ten minutes to transfer your answers onto the answer sheet (see page 190).

All aspects of the Listening test, as well as additional skills, are covered in this book.



Listening

1 Orientating yourself to the text

- Who are the speakers?
- Where are they?
- Why are they speaking?

In order to understand what people are saying, it helps to know what their relationship is to each other and why they are speaking. The language they use will depend on this relationship and the situation. Knowing these helps us to anticipate what the speakers are going to talk about.

Predicting the situation

- 1 Look at pictures **a-d**. Try to work out who the people are, where they are and what they are doing.
- 2 Look at pictures **a-d** again. Try to imagine what the people are saying. Work with a partner and use some of the words and phrases in the vocabulary box to help you.




Vocabulary


where?	live
when?	afford
how much?	wait
how long?	arrive
which?	watch
accommodation	time
flights	news
TV channel	suburb
programme	area
problem	bus

- 3 How did you decide what the people were saying? Compare your ideas with the rest of the class.
- 4 Look at pictures **a-f**, which show people in different situations. Try to imagine what they are saying.



- 5  02 You will hear six short conversations. As you listen, complete the first part of the table by matching each conversation to a picture (a-f). Then say what the situation is and how many speakers there are.
- 6 Listen to the conversations again and write the key words that help you understand the situation. If there are two speakers, say whether they know each other or not. Write your answers in the final two columns of the table below.

	Picture	Situation	Number of speakers	Key words	Do the speakers know each other?
1	f	talk on first day at a college	1	welcome you ... introducing the teaching staff	No
2					
3					
4					
5					
6					

- 7 Look at the set of notes below and say what the topic is.
- 8 On the right, write what type of words you need to complete the notes.
- 9  03 Listen and answer questions 1-4.

Drive from Melbourne to Phillip Island:

- approx. 1 km
- takes about 2

People go there to:

- observe the 3 returning home
- watch seals from 4 or through telescopes.

Type of words

1 a number

2

3

4



IELTS Listening test practice

Form-filling

Test tip

All questions like form / notes / summary / diagram / flowchart and sentence completion must be answered using three words or less. The instructions tell you the MAXIMUM NUMBER OF WORDS to use.

Form-filling is a common IELTS Listening task, particularly in **Section 1**. You often have to provide factual information, including numbers. Use the words on the form as a guide to the information you need to listen for.

- 10** Work with a partner. Together look at the form below and discuss the situation and the relationship of the speakers. Then discuss what type of answers you need to listen for.
- 11** **04** Listen and answer questions 1–4.

Complete the form below.

Write **NO MORE THAN ONE WORD AND / OR A NUMBER** for each answer.

Hotel Novena	
Guest Registration Form	
Example	Answer
Name of guest:	Matthews
Room:	1
Wake-up call at:	2
Type of breakfast:	3
Payment by:	4

IELTS Listening test practice

Note completion

You often have to complete some notes in the IELTS Listening test. You should read the notes carefully before you listen, to work out what type of words are missing. The vocabulary in the notes can also help you predict the situation.

- 12** Look at the set of notes below and say what the topic is.
- 13** On the right, write what type of words you need to complete the notes.
- 14** **05** Listen and answer questions 1–3.

Complete the notes below.

Write **NO MORE THAN THREE WORDS AND / OR A NUMBER** for each answer.

Train now arriving at
1

Meet boys outside station
2

Bring leather jacket.

Bring 3 to repay Charlie.

Type of words

1 a time

2

3

Listening

2 Listening for specific information

- What are the missing words?

Sometimes when we listen, we are only interested in finding out very specific information such as a date, a time, a name or other details.


- How can we prepare before we listen?

We can try to work out what type of words we are listening for. This will help us find the answer.

Predicting what type of words you need

- Find out information from two other students to complete this questionnaire. Use your own words to form questions (e.g. for *date of birth* ask, *When were you born?*).

?	Questionnaire	Student 1	Student 2
How	Name		
When	Nationality		
What	Date of birth		
	Telephone number		
Where	Usual wake-up time		
Which	Means of travel to college		

- You are going to hear five voicemail messages. Say what type of word(s) you need to listen for in each message and write it (them) in the table below.
-  06 Listen and complete gaps 1–10.
- Listen to the recording again and make a note of the words each speaker said which helped you to answer the questions. The first one has been done for you.

Voicemail messages

		Type of word	What the speaker said
A	Julia confirming dinner on 1 at 2	day / date time / place	I'm coming for dinner on Friday night
B	3 ready. Cost of repairs 4 \$		
C	5 called. Can't get textbook because it is 6		
D	Dr. Boyd is ill with 7 New appointment on 8		
E	Sam rang 9 for Prof. Hall on Saturday. Please ring this number: 10		



Test tip

You need to be able to recognise paraphrases, i.e. words which have a similar meaning to those used in the question.

IELTS Listening test practice

Table completion

Before you listen

- Look at the words used in the task to help you guess the topic.
 - Decide who the speakers are.
 - Study the table carefully to work out what type of words are missing.
 - Note whether the columns or rows have a heading.
 - Note the order of the questions, i.e. do the numbers move across the rows or down the columns?
- 5  Take 30 seconds to look at the table below and then discuss what type of information is missing.
- 6  07 Listen to the first part of the conversation and answer questions 1–6.

Complete the table below.

Write **NO MORE THAN TWO WORDS AND / OR A NUMBER** for each answer.

City Aquarium

Type of ticket	Cost	Advantage	Requirements
Adult	1	2	
3	\$19	30% discount	must have a 4
Group	\$250 for ten people	price includes a 5	must pay 6

Test tip

Words included in the table are there to guide you.



Test tip

You must use correct spelling in the Listening test.

IELTS Listening test practice

Sentence completion

If you have to complete some sentences, you need to work out what type of words are missing but also remember that the sentences need to be grammatically correct.

- 7 The sentences which follow are based on the second part of the conversation between the man and the receptionist at the City Aquarium.
-  Take 30 seconds to prepare before you listen.
- 8  08 Listen to the second part of the conversation and answer questions 7–10.

Complete the sentences below.

Write **NO MORE THAN THREE WORDS AND / OR A NUMBER** for each answer.

- 7 You can buy a book that tells you about the in the aquarium.
- 8 The gift shop is situated next to the
- 9 The aquarium closes at today.
- 10 The tickets are cheaper when you buy them

- 9 How is the answer in sentence 9 different from the other answers?


IELTS Listening test practice

Listening Section 1

In **Section 1** of the IELTS Listening test, you will hear a conversation between two people. One of the speakers needs some specific factual information (e.g. names or dates) which you will have to write down. **Section 1** tasks are often *gapfill* (e.g. note, table or form completion). You will get an example at the beginning and the recording will be divided into two or three parts with some reading time before each part.

Before you listen

- Look at the task below, which consists of a form with some information missing. Try to work out the situation from the task. Who could the speakers be? Why are they speaking?
- Decide what role you will be playing when you complete the form. What type of information will you be listening for?
- Try to predict the language that you need to listen for.

10  09 Listen and answer questions 1–10.

Questions 1–6

Listen to the telephone conversation and complete the form below. Write **NO MORE THAN THREE WORDS AND / OR A NUMBER** for each answer.

GOLDEN WHEELS CAR RENTALS



Customer request form

Example

Answer

Customer's name:

Frank Moorcroft

Address:

1 26,, Richmond

Telephone:

2 02

Type of licence:

3

Type of vehicle:

4

Date for collection:

5

Length of booking:

6

Questions 7–10

Complete the sentences below.

Write **NO MORE THAN TWO WORDS** for each answer.

- 7 The man will pick the car up from
- 8 The car is required at
- 9 A is also needed.
- 10 The man decides to take the

Test tip

Section 1 always has an example question first to give you plenty of time to get started.

11 What does the number in the address on the form tell you?

12 What do the words *type of vehicle* tell you?

Listening

3 Identifying detail

- Why is detail important?

We need to show that we can listen carefully to a description and understand it fully.

- When do we need to listen for detail?

If someone is describing something, it is the detail in the description, such as the colour or a reference to the shape, which allows us to picture it accurately.

Understanding form, position, colour

- Work with a partner. Look at pictures **a-h** and take turns to describe the objects. Try to say what material they are usually made of. Use some of the descriptive words and phrases in the vocabulary box below to help you.



Vocabulary

Shape	round oval rectangular circular spherical cylindrical shaped like a ... square / cube / sphere long thin flat curved pointed
Qualities	coloured striped spotted sharp
Parts	head face eye neck top main / outer / inner part side handle bottom end
Position	on one / both side(s) in the middle on / at the top above below around inside horizontal vertical
Material	wood(en) paper leather rubber metal glass plastic

- Think of two more objects and describe them to your partner. Can he / she guess what they are?

IELTS Listening test practice

Labelling a diagram


You may have to label a diagram, map or plan. There are three types of diagram task in IELTS Listening.

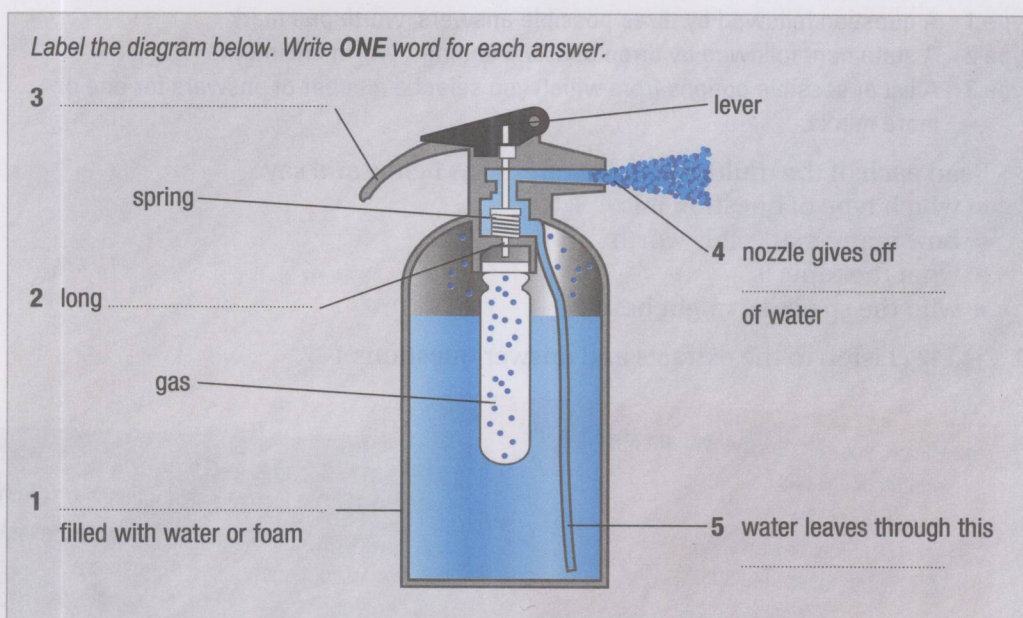
Type 1 You complete the labels on a diagram with words from the recording.

Type 2 You match options in a box to points numbered on the diagram.

Type 3 You match points numbered on the diagram to items or descriptions.

3 You are going to hear a description of how a fire extinguisher works. Look at the diagram of the fire extinguisher below and discuss the parts you need to label. What do you think they might be? What sort of descriptive words and phrases might help you?

4  10 Listen and answer questions 1–5.



Test tip

The answers will come in question order on the recording.

5 Listen to the recording again and complete the second column of the table with the words that are used to describe the parts of the fire extinguisher.

Part	Description	Position
container		
lever		
pin		
gas cartridge		
handle		
nozzle		
spring		
discharge tube		

6 Listen to the recording a third time and complete the third column of the table with the expressions of position that help you know where the parts are.