

儿 童

拜 尔 钢 琴 教 本

下

兒童

拜爾鋼琴教本

下冊



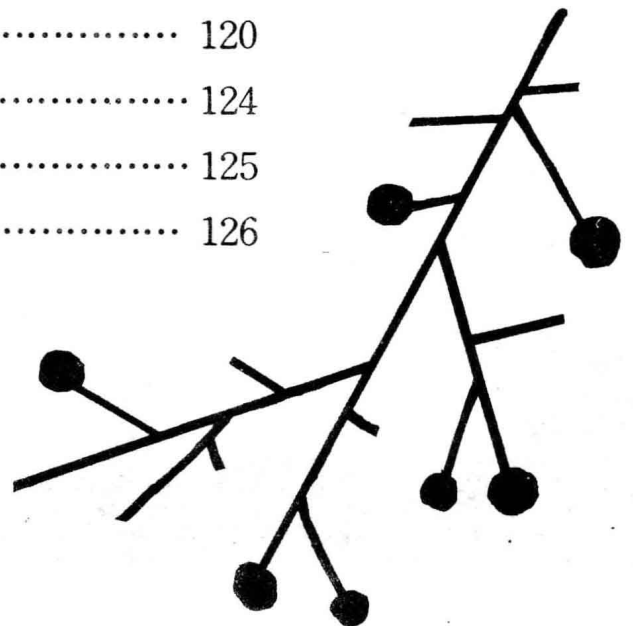


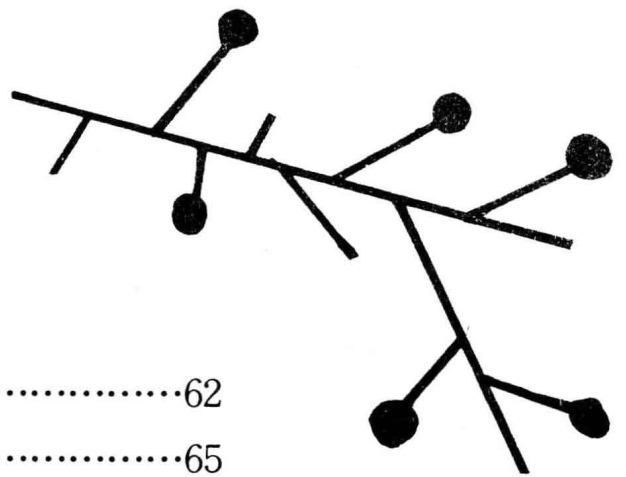
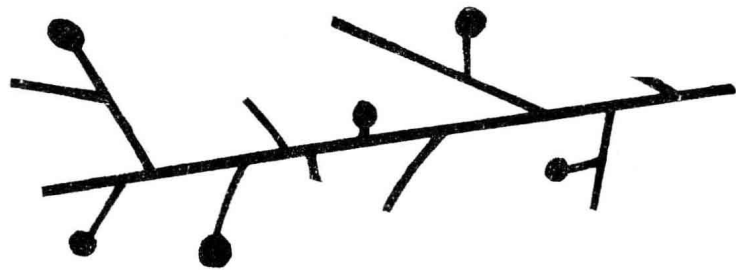
美樂出版社

兒童拜爾鋼琴教本









目 次












八分音符.....	4
八度音程.....	4
練習曲第四十四曲.....	6
節奏練習 (一)(練習曲第四十五曲)	8
反復記號.....	12
和 聲 (一)	12
練習曲第四十六曲及第四十七曲.....	14
節奏練習 (二)(練習曲第四十八曲及第四十九曲)	18
和 聲 (二)(練習曲第五十曲及第五十一曲)	21
八分之六拍子.....	26
節奏練習 (三)	26
力度標語與記號 (練習曲第五十二曲及第五十三曲)	27
F 譜號 (練習曲第五十四曲至第六十曲)	30
春天來了.....	40
搖 籃 曲.....	40
練習曲第六十一曲.....	41
斷 奏 (練習曲第六十二曲)	42
短斷奏 (練習曲第六十三曲及第六十四曲)	44
音 階.....	48
C 調大音階 (練習曲第六十五曲及第六十六曲)	51
音程、弱起 (練習曲第六十七曲至第六十九曲)	54
G 調大音階 (練習曲第七十曲至第七十二曲)	57

三連音符（練習曲第七十三曲及第七十四曲）	62
臨時記號（練習曲第七十五曲）	65
士兵進行曲	67
D調大音階（練習曲第七十六曲至第七十八曲）	68
土耳其進行曲	72
A調大音階（練習曲第七十九曲）	73
樂譜的學習（練習曲第八十曲及第八十一曲）	76
E調大音階（練習曲第八十二曲至第八十四曲）	79
夏天最後的玫瑰	84
音符和休止符（練習曲第八十五曲至第八十九曲）	85
A調小音階（練習曲第九十曲及第九十一曲）	93
F調大音階（練習曲第九十二曲至第九十八曲）	97
小 鳥	106
降B調大音階（練習曲第九十九曲）	107
巴巴利亞的鞋舞	109
練習曲第一〇〇曲至第一〇四曲	110
小鳥的婚禮	118
半音階（練習曲第一〇五曲及第一〇六曲）	120
古老的法國歌曲	124
二十四種大音階和小音階	125
【附錄】「兒童拜爾鋼琴教本」指導要項	126



八分音符

前面已經學過的音符，共有四種。如果把四分音符  算一拍時，二分音符  是兩拍，附點二分音符  是三拍，全音符  是四拍。但是在樂曲中，也使用比四分音符更短的音符，這是只有四分音符一半長度的八分音符 ，因此，兩個八分音符，等於一個四分音符。八分音符畫成  或 ，有時也把符尾接起來，畫成 。下面列出全音符到八分音符，以及全休止符到八分休止符的記號。

全	音	符		全	休	止	符							
附	點	二	分	音	符		附	點	二	分	休	止	符	 ()
二	分	音	符		二	分	休	止	符					
四	分	音	符		四	分	休	止	符					
八	分	音	符		八	分	休	止	符					



八度音程

如果高音或低音，在五線上無法記下時，就要運用「加線」。可是遇到上面加線太多的樂譜時，就不容易讀譜。這時可以把音符寫低八度音程，在上面記下⁸的記號即可。



下面的第一譜，是用加線記下高音的。第二譜是用省略的方式記下的。請比較這兩種譜表，並在鍵盤上查對一下。



Moderato.

44.
學生

8

1 2 4

5 4 4

sempre legato

8

1 2 3 4

1 2 3 4

8

1 又 2 又 3 又 4 又

1 又 2 又 3 又 4 又

Moderato.

44.
老師

p

legato

mf

8

1 2 3 4

8

1 2 3 4

1 2 3 4

8

1 2 3 4

1 2 3 4

1 2 3 4

8

8

8

八分音符的練習

The first system of the exercise is written in 4/4 time. It consists of two staves. The upper staff contains a melodic line of eight eighth notes: G4, A4, B4, C5, B4, A4, G4, F4. The lower staff contains a bass line of eight eighth notes: C3, D3, E3, F3, G3, A3, B3, C4. A slur covers the entire eight-note sequence. Fingerings are indicated by numbers 1, 2, 3, and 4 above the first four notes in both staves, with the character '又' (again) placed between each number. The system concludes with a double bar line and repeat dots.

The second system of the exercise is written in 4/4 time. It consists of two staves. The upper staff contains a melodic line of eight eighth notes: G4, A4, B4, C5, B4, A4, G4, F4. The lower staff contains a bass line of eight eighth notes: C3, D3, E3, F3, G3, A3, B3, C4. A slur covers the entire eight-note sequence. Fingerings are indicated by numbers 1, 2, 3, and 4 above the first four notes in both staves, with the character '又' (again) placed between each number. The system concludes with a double bar line and repeat dots.

The third system of the exercise is written in 4/4 time. It consists of two staves. The upper staff contains a melodic line of eight eighth notes: G4, A4, B4, C5, B4, A4, G4, F4. The lower staff contains a bass line of eight eighth notes: C3, D3, E3, F3, G3, A3, B3, C4. A slur covers the entire eight-note sequence. Fingerings are indicated by numbers 1, 2, 3, and 4 above the first four notes in both staves, with the character '又' (again) placed between each number. The system concludes with a double bar line and repeat dots.

Moderato.

45.

Musical notation for measures 45 and 46. The piece is in 4/4 time. Measure 45 features a treble clef with a melodic line of eighth notes: G4, A4, B4, C5, B4, A4, G4. The bass clef has a single G3 note. Measure 46 continues the treble line with eighth notes: A4, B4, C5, B4, A4, G4. The bass clef has a single G3 note. A slur covers both measures.

Musical notation for measures 47 and 48. The treble clef has a whole note G4 in measure 47, which is tied to a whole note G4 in measure 48. The bass clef has a melodic line of eighth notes: G3, A3, B3, C4, B3, A3, G3. A slur covers both measures.

Musical notation for measures 49 and 50. The treble clef has a melodic line of eighth notes: G4, A4, B4, C5, B4, A4, G4. The bass clef has a melodic line of eighth notes: G3, A3, B3, C4, B3, A3, G3. A slur covers both measures.

Musical notation for measures 51 and 52. The treble clef has a melodic line of eighth notes: G4, A4, B4, C5, B4, A4, G4. The bass clef has a melodic line of eighth notes: G3, A3, B3, C4, B3, A3, G3. A slur covers both measures.

The first system of music consists of two staves. The upper staff features a treble clef and a melodic line with a long slur over four measures, containing four half notes. The lower staff features a treble clef and a rhythmic accompaniment of eighth notes, with a thick black bar above the notes in each measure.


The second system of music consists of two staves. The upper staff features a treble clef and a melodic line with a long slur over four measures, containing eighth notes. The lower staff features a treble clef and a rhythmic accompaniment of quarter notes.

The third system of music consists of two staves. The upper staff features a treble clef and a melodic line with a long slur over four measures, containing eighth notes. The lower staff features a treble clef and a rhythmic accompaniment of eighth notes, with a thick black bar above the notes in each measure.

The fourth system of music consists of two staves. The upper staff features a treble clef and a melodic line with a long slur over four measures, containing eighth notes. The lower staff features a treble clef and a rhythmic accompaniment of eighth notes, with a thick black bar above the notes in each measure.

反復記號

反復記號共有兩種：一種是由複縱線 $\|$ 處再從樂曲的開頭反復，一種是在複縱線和複縱線之間 $\|$ $\|$ 反復。但下面的反復記號，則較為特別，和前兩種不一樣。



這是要你第一次彈到 $\overset{1.}{\|}$ 處，立即返回複縱線 $\|$ 的地方重彈一次，但第二次不再彈 $\overset{1.}{\|}$ 的小節，而要跳到 $\overset{2.}{\|}$ 小節上，然後結束全曲。



和 聲

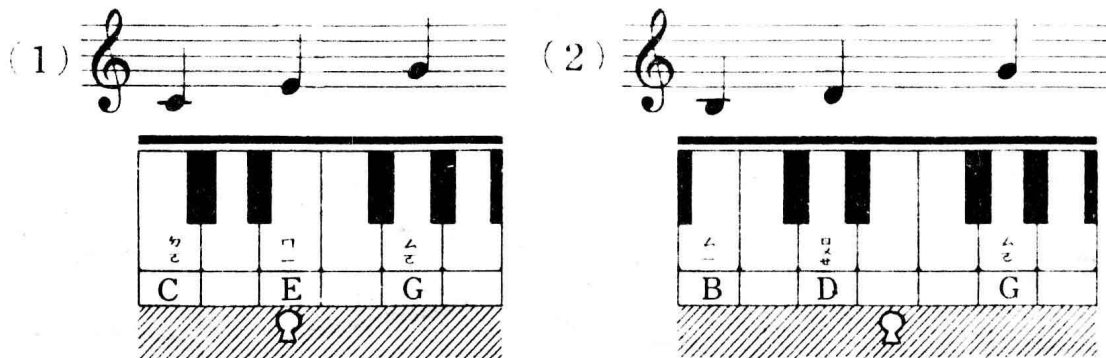
要把第四十六曲彈好，除了要明白反復記號的指示外，也要瞭解「和聲」的事。如果注意看左手的樂譜，你會發現有




的兩種不同的伴奏樂句。這是把下面的兩種和絃不同時彈出，而改用分散方式彈奏的。



後面第四十八曲的左手，也是把和絃分開來彈的。好好看着鍵盤，把它彈彈看。



從（1）的小節接到（2）的小節時，注意5指和3指所彈的「鍵盤」都改變了。



Comodo.

46.

5 1 3 1

legato

5 1 3 1

5 1 3 1

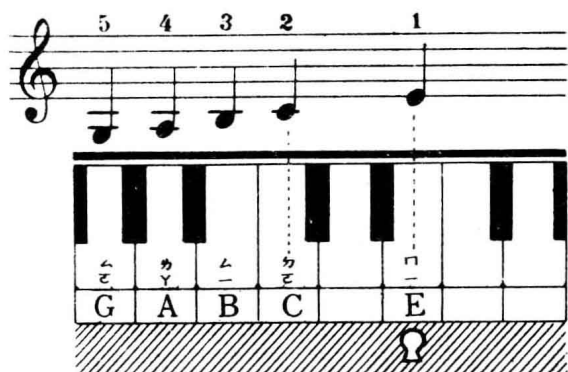
First system of musical notation. The upper staff features a melodic line with a slur over the first two measures and a fermata over the final note of the second measure. The lower staff contains a bass line with fingerings 5, 1, 3, 1, 5, 3, 1, 3, 5. The system concludes with a repeat sign.

Second system of musical notation. The upper staff has a slur over the first two measures and a fermata over the final note of the second measure. The lower staff includes fingerings 5, 5, 5, 1, 5, 3. The system concludes with a repeat sign.

Third system of musical notation. The upper staff has a slur over the first two measures and a fermata over the final note of the second measure. The lower staff begins with a whole rest and a fingering of 1, followed by a series of eighth notes. The system concludes with a repeat sign.

Fourth system of musical notation, featuring first and second endings. The upper staff has a slur over the first two measures and a fermata over the final note of the second measure. The lower staff includes fingerings 1, 2, 3, 4, 5, 4, 3, 2, 1. The system concludes with a repeat sign.

第四十七曲左手的第二小節和第八小節中，在二分音符和八分音符上記有「連結線」。因此，成爲二拍半的長度。同時把左手手指的位置，好好在鍵盤上查對看看。注意1指應該彈在那一個鍵盤上。



Moderato.

47.

1 又 2 又 3 又 4 又

連結線