

经全国中小学教材审定委员会  
2003年审查通过

义务教育课程标准实验教科书


# 英语

三年级 下册

(供小学三年级起始用)

## Primary School English

STUDENTS' BOOK



湖南少年儿童出版社



义务教育课程标准实验教科书

# 英语

三年级 下册

(供小学三年级起始用)

## Primary School English

湖南少年儿童出版社 合作编写  
文达出版(香港)有限公司



湖南少年儿童出版社

义务教育课程标准实验教科书

# 英语

三年级 下册

湖南少年儿童出版社

文达出版(香港)有限公司

合作编写

\*

湖南少年儿童出版社出版

(湖南省长沙市晚报大道 89 号 邮编: 410016)

湖南出版中心重印

湖南省新华书店发行

湖南新华印刷集团有限责任公司印刷

\*

开本: 787 毫米 × 1092 毫米 1/16 印张: 4.25

2003 年 12 月第 1 版 2006 年 12 月第 3 版第 1 次印刷

ISBN 978 - 7 - 5358 - 2377 - 9/G · 1176 定价: 6.89 元

(2007 春)

本书任何部分之文字及图片,如未获得本社之书面同意,不得用任何方式抄袭、节录或翻印。

本版本只供在中华人民共和国内地销售

如有质量问题,影响阅读,请与湖南出版中心联系调换。

地址:湖南省长沙市营盘东路3号,邮编:410005,电话:(0731)4302592 (0731)4302595

批准文号:湘价消(2002)256号 举报电话:12358

主 编:王玉霓 Pauline Ong

编写人员:Pauline Ong Belinda Seow 何高大 刘建清 龙 胜 卢 静

责任编辑:徐 徐 黄 亮 Anne Hughes 谢月芙 刘 宁 陈星星

美术编辑:王丽琼

绘 画:曾文伟 陈思聪 梁卓文 蔡伟雄 丘凤仪 陈联发 林月春

版式设计:余育铨

版面设计:余育铨 曾文伟 赵 慧





Dino



Dongdong




Tim



Mingming



Peter



Lingling



Anne

My name

My class

My school

\_\_\_\_\_

\_\_\_\_\_

\_\_\_\_\_



# 给学生的话



同学们,欢迎你们来到英语学习的新天地。在今后的时间里,你们将在老师的指导下,和课本中的 Tim、Peter、Lingling、Mingming、Anne、Dongdong 等许多小朋友,当然,还有可爱的小恐龙 Dino 在一起,逐步学会听懂简单的英语;学会和老师、同学、还有外国朋友用英语说话,告诉他们关于你们的许多事情,了解外国朋友生活和学习的状况;我们还能读到许多生动、有趣的故事,学会唱一些英语歌曲和歌谣。渐渐地,你们就能用英语做很多事情了。

为了帮助大家学好英语,我们在各单元中设计了以下几个部分:

首先是 **Let's listen and say**。这部分是一单元中最重要的基础部分,课文中的小朋友们在用英语互相交流。同学们要认真听,认真看,理解他们在干什么,说些什么,然后努力去学着说。

然后是 **Let's learn**。这部分给出了一些新单词、词组和短句等。老师会帮助大家学会说这些词,并用刚学过的句子进行练习,进一步巩固。

接着是 **Let's act (practise)**。这部分设计了一些课堂活动。同学们可以按照课文中的范例,运用前面学到的表达方法进行交流,进一步巩固和提高用英语听、说、做、玩、演的技能。

紧跟着是 **Let's read**。同学们在这部分会读到发生在 Tim 和他的好朋友小恐龙 Dino 身上的许多生动、有趣的小故事。一开始故事很短,也很简单;随着你们学会的东西越来越多,故事也就越来越长。慢慢地,你们就能用英语阅读了。

再下面是 **Let's listen, read and write**。这部分重点是让同学们通过反复听读练习,学会拼写英语单词。英语与我们的汉语在发音、书写上都有许多不同,掌握发音规律、学会拼读单词对英语学习大有好处。这当中还有许多绕口令,可以帮助同学们感受并掌握用英语说话的正确语调、节奏等,从而学会讲一口自然、流畅的英语。在这部分的最后还有书写练习。写好英文有利于我们将来与世界的交流,当然很重要。刚开始学习书写英文,你们可能会觉得有点麻烦,但同学们不要着急,只要照着课本里面的示范,一步步从写字母到写句子进行练习就行了。

最后,我们还专门设计了 **Let's have fun**。在这里,同学们可以结合本单元的内容,唱一唱,说一说,玩一玩,做一做,动动脑筋,使英语学习成为一项快乐的学习活动。

要想学好英语,一定要有兴趣和信心,心中多想“I can do it”! 希望同学们在老师的指导下,大胆尝试,互相帮助,能逐渐学会用英语听、说、做、玩、唱、演,掌握一些基本英语知识,为将来更好地学习英语打下良好的基础。

同学们,快来跟我们一起进入英语学习的新天地吧! 你们一定会成功的!

你们的大朋友:小学《英语》教材编写组

# Contents



1	How are you? .....	1
2	What's your number? .....	5
3	How old are you? .....	9
4	What's the time? .....	13
5	How many pens are there? .....	17
6	What colour is this balloon? .....	21
	<i>Assessment I</i> .....	25
7	This isn't my food. ....	27
8	Is this a mango? .....	31
9	I like a sunny day. ....	35
10	It's a cold day. ....	39
11	Look at the T-shirts. ....	43
12	I come to school by bus. ....	47
	<i>Assessment II</i> .....	51
13	What shape is this? .....	53
14	Here's a jumper. ....	55
	Word List 1 .....	57
	Word List 2 .....	59
	Some Common Fruit .....	63
	Alphabet .....	64



# 1 How are you?



## A Let's listen and say



## B Let's learn



## C Let's act



Take turns to act well / unwell.




Hi! I am fine!



Oh, no... I am not very well.



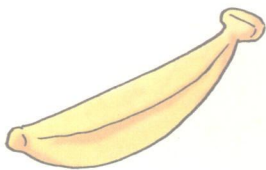
# D Let's read




# E Let's listen, read and write



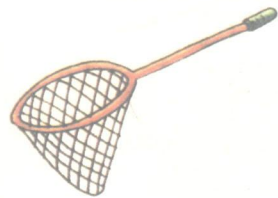
**Nn** as in...



banana



noodles



net




Read the sentences.

My name is Nancy.

I like bananas.



Let's write.



## F Let's have fun



Sing and act.

### Hello! Teacher

1=F  $\frac{4}{4}$

1	2	3	1		1	2	3	1		3	4	5	-
Hel-	lo!	Teacher.			Hel-	lo!	Teacher.			How	are	you?	

3	4	5	-		<u>5 6</u>	<u>5 4</u>	3	1		<u>5 6</u>	<u>5 4</u>	3	1
How	are	you?			I'm	fine,	thank you.			I'm	fine,	thank you.	

2	5	1	-	
And		you,		

2	5	1	-	
and		you.		





# 2 What's your number?



## A Let's listen and say



**1** What is your number?  
Model Car Race  
My number is seven.  
Thank you.

**2** What is your number?  
My number is five.  
Thank you.

**3** What is your number, Mingming?  
I'm sorry. I don't know.

**4** Your number is nine.  
Thank you, Anne!



## B Let's learn



one



two



three



four



five



six



seven



eight



nine



ten



zero

## C Let's act




### Let's chant.

One, two, three, four, five,  
Once I caught a fish alive.  
Six, seven, eight, nine, ten,  
Then I let it go again.  
Why did you let it go?  
Because it bit my finger so.



# D Let's read




# E Let's listen, read and write




Oo


as in...



ox



box



orange




Read the sentences.

Polly Dolly is Molly's doll.

Polly Dolly lives in a box.



Let's write.



# F Let's have fun



Sing and act.

## Ten Little Indians

$1=F \frac{4}{4}$

1	<u>1</u>	<u>1</u>	1	<u>1</u>	<u>1</u>	3	<u>5</u>	<u>5</u>	3	1
One	lit-	tle,	two	lit-	tle,	three	lit-	tle	In-	dians.

2	<u>2</u>	<u>2</u>	7	<u>2</u>	<u>2</u>	7	<u>2</u>	<u>2</u>	7	5
Four	lit-	tle,	five	lit-	tle,	six	lit-	tle	In-	dians.

1	<u>1</u>	<u>1</u>	1	<u>1</u>	<u>1</u>	3	<u>5</u>	<u>5</u>	3	1
Seven	lit-	tle,	eight	lit-	tle,	nine	lit-	tle	In-	dians.

5	<u>4</u>	<u>4</u>	3	2
Ten	lit-	tle	In-	dian

1	-	-	0	
boys.				



# 3 How old are you?



## A Let's listen and say



**1**

What's your name?

My name's Chen Dong.

**2**

How is he?

He is sick.

**3**

How old are you?

I'm six.

**4**

Sit down, please.



# B Let's learn



One, two, three, four, five,  
six, seven, eight.



# C Let's act



1

What's your name?

My name is Li Fang.

2

How old are you?

I'm nine.


3

What is your number?

I am number eight.

Name Card  
Name: Li Fang  
Age: 9  
Number:

## D Let's read



## E Let's listen, read and write




Pp

as in...

stop

stop



pear